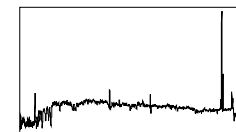
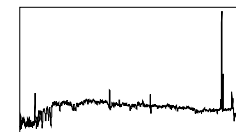
UT Date 2018-09-12 Observers M CalkinsColl. Focus 1320 Grating/Grism 300

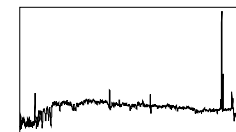
| File | Exp Time | UT Start | RA | Dec | Gr. | P.A. | Slit | Program | Bin | Comments |
|----------------|----------|----------|------------|-----------|-----|------|------|----------------|-----|----------|
| 0001-0010.DARK | 900 | 01:02 | 07:09:53.4 | +54:58:07 | 300 | 89 | 3.0 | 0 Calibration | 4 | |
| 0011-0020.BIAS | 0 | 01:25 | 07:09:53.4 | +54:58:07 | 300 | 89 | 3.0 | 0 Calibration | 4 | |
| 0021-0040.FLAT | 7 | 02:49 | 07:09:53.4 | +54:58:07 | 300 | 89 | 3.0 | 0 Calibration | 2 | |
| 0041-0050.BIAS | 0 | 02:51 | 07:09:53.4 | +54:58:07 | 300 | 89 | 3.0 | 0 Calibration | 2 | |
| 0051.BDp262606 | 80 | 02:58 | 14:49:02.4 | +25:42:09 | 300 | 89 | 3.0 | #56 Spectropho | 2 | |
| 0052.COMP | 10 | 03:00 | 14:49:02.4 | +25:42:09 | 300 | 89 | 3.0 | 0 Calibration | 2 | |
| 0053.AT2018fiz | 1800 | 03:03 | 15:21:43.5 | +33:01:25 | 300 | 89 | 3.0 | #225 | 2 | row=90 |
| 0054.AT2018fiz | 1800 | 03:34 | 15:21:43.5 | +33:01:25 | 300 | 89 | 3.0 | #225 | 2 | |
| 0055.COMP | 10 | 04:19 | 15:21:43.5 | +33:01:25 | 300 | 89 | 3.0 | 0 Calibration | 2 | |
| 0056.BDp332642 | 120 | 04:20 | 15:51:59.9 | +32:56:54 | 300 | 89 | 3.0 | #56 Spectropho | 2 | |
| 0057.COMP | 10 | 04:22 | 15:51:59.9 | +32:56:54 | 300 | 89 | 3.0 | 0 Calibration | 2 | |
| 0058.RSOph | 10 | 04:25 | 17:50:13.0 | -06:42:30 | 300 | 89 | 3.0 | #12 Symbiotic | 2 | |
| 0059.RSOph | 60 | 04:25 | 17:50:13.0 | -06:42:30 | 300 | 89 | 3.0 | #12 Symbiotic | 2 | |
| 0060.RSOph | 150 | 04:27 | 17:50:13.0 | -06:42:30 | 300 | 89 | 3.0 | #12 Symbiotic | 2 | |
| 0061.COMP | 10 | 04:29 | 17:50:13.0 | -06:42:30 | 300 | 88 | 3.0 | 0 Calibration | 2 | |
| 0062.AS270 | 60 | 04:32 | 18:05:33.7 | -20:20:38 | 300 | 88 | 3.0 | #12 Symbiotic | 2 | |
| 0063.AS270 | 300 | 04:33 | 18:05:33.7 | -20:20:38 | 300 | 88 | 3.0 | #12 Symbiotic | 2 | |
| 0064.COMP | 10 | 04:39 | 18:05:33.7 | -20:20:38 | 300 | 89 | 3.0 | 0 Calibration | 2 | |
| 0065.AS281 | 60 | 04:40 | 18:10:44.0 | -27:57:51 | 300 | 89 | 3.0 | #12 Symbiotic | 2 | |
| 0066.AS281 | 360 | 04:42 | 18:10:44.0 | -27:57:51 | 300 | 89 | 3.0 | #12 Symbiotic | 2 | |

UT Date 2018-09-12 Observers M CalkinsColl. Focus 1320 Grating/Grism 300

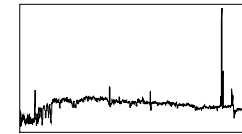
| File | Exp Time | UT Start | RA | Dec | Gr. | P.A. | Slit | Program | Bin | Comments |
|--------------|----------|----------|------------|-----------|-----|------|------|---------------|-----|----------|
| 0067.COMP | 10 | 04:48 | 18:10:44.0 | -27:57:51 | 300 | 89 | 3.0 | 0 Calibration | 2 | |
| 0068.Hen1674 | 120 | 04:50 | 18:20:19.1 | -26:22:46 | 300 | 89 | 3.0 | #12 Symbiotic | 2 | |
| 0069.Hen1674 | 600 | 04:56 | 18:20:19.1 | -26:22:46 | 300 | 90 | 3.0 | #12 Symbiotic | 2 | |
| 0070.COMP | 10 | 05:07 | 18:20:19.1 | -26:22:46 | 300 | 89 | 3.0 | 0 Calibration | 2 | |
| 0071.AS327 | 30 | 05:09 | 18:53:17.0 | -24:22:59 | 300 | 89 | 3.0 | #12 Symbiotic | 2 | |
| 0072.AS327 | 300 | 05:09 | 18:53:17.0 | -24:22:59 | 300 | 89 | 3.0 | #12 Symbiotic | 2 | |
| 0073.COMP | 10 | 05:15 | 18:53:17.0 | -24:22:59 | 300 | 89 | 3.0 | 0 Calibration | 2 | |
| 0074.AS289 | 15 | 05:17 | 18:12:22.0 | -11:40:08 | 300 | 89 | 3.0 | #12 Symbiotic | 2 | |
| 0075.AS289 | 420 | 05:17 | 18:12:22.0 | -11:40:08 | 300 | 89 | 3.0 | #12 Symbiotic | 2 | |
| 0076.COMP | 10 | 05:25 | 18:12:22.0 | -11:40:08 | 300 | 88 | 3.0 | 0 Calibration | 2 | |
| 0077.YYHer | 10 | 05:27 | 18:14:34.0 | +20:59:19 | 300 | 88 | 3.0 | #12 Symbiotic | 2 | |
| 0078.YYHer | 60 | 05:28 | 18:14:34.0 | +20:59:19 | 300 | 88 | 3.0 | #12 Symbiotic | 2 | |
| 0079.COMP | 10 | 05:30 | 18:14:34.0 | +20:59:19 | 300 | 89 | 3.0 | 0 Calibration | 2 | |
| 0080.AS296 | 30 | 05:32 | 18:15:07.0 | -00:18:52 | 300 | 89 | 3.0 | #12 Symbiotic | 2 | |
| 0081.AS296 | 120 | 05:33 | 18:15:07.0 | -00:18:52 | 300 | 89 | 3.0 | #12 Symbiotic | 2 | |
| 0082.COMP | 10 | 05:35 | 18:15:07.0 | -00:18:52 | 300 | 89 | 3.0 | 0 Calibration | 2 | |
| 0083.V443Her | 5 | 05:37 | 18:22:07.0 | +23:27:20 | 300 | 89 | 3.0 | #12 Symbiotic | 2 | |
| 0084.V443Her | 45 | 05:37 | 18:22:07.0 | +23:27:20 | 300 | 89 | 3.0 | #12 Symbiotic | 2 | |
| 0085.V443Her | 90 | 05:38 | 18:22:07.0 | +23:27:20 | 300 | 89 | 3.0 | #12 Symbiotic | 2 | |
| 0086.COMP | 10 | 05:40 | 18:22:07.0 | +23:27:20 | 300 | 89 | 3.0 | 0 Calibration | 2 | |

UT Date 2018-09-12 Observers M CalkinsColl. Focus 1320 Grating/Grism 300

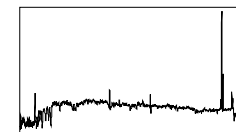
| File | Exp Time | UT Start | RA | Dec | Gr. | P.A. | Slit | Program | Bin | Comments |
|--------------|----------|----------|------------|-----------|-----|------|------|---------------|-----|----------|
| 0087.AS316 | 30 | 05:44 | 18:42:33.0 | -21:17:47 | 300 | 89 | 3.0 | #12 Symbiotic | 2 | |
| 0088.AS316 | 300 | 05:45 | 18:42:33.0 | -21:17:47 | 300 | 88 | 3.0 | #12 Symbiotic | 2 | |
| 0089.COMP | 10 | 05:50 | 18:42:33.0 | -21:17:47 | 300 | 88 | 3.0 | 0 Calibration | 2 | |
| 0090.V919Sgr | 15 | 05:51 | 19:03:45.0 | -16:59:56 | 300 | 88 | 3.0 | #12 Symbiotic | 2 | |
| 0091.V919Sgr | 30 | 05:52 | 19:03:45.0 | -16:59:56 | 300 | 88 | 3.0 | #12 Symbiotic | 2 | |
| 0092.COMP | 10 | 05:53 | 19:03:45.0 | -16:59:56 | 300 | 89 | 3.0 | 0 Calibration | 2 | |
| 0093.AS338 | 90 | 05:56 | 19:03:47.0 | +16:26:17 | 300 | 89 | 3.0 | #12 Symbiotic | 2 | |
| 0094.AS338 | 600 | 05:58 | 19:03:47.0 | +16:26:17 | 300 | 89 | 3.0 | #12 Symbiotic | 2 | |
| 0095.COMP | 10 | 06:08 | 19:03:47.0 | +16:26:17 | 300 | 89 | 3.0 | 0 Calibration | 2 | |
| 0096.BFCyg | 15 | 06:15 | 19:23:53.0 | +29:40:27 | 300 | 89 | 3.0 | #12 Symbiotic | 2 | |
| 0097.BFCyg | 15 | 06:15 | 19:23:53.0 | +29:40:27 | 300 | 89 | 3.0 | #12 Symbiotic | 2 | |
| 0098.COMP | 10 | 06:16 | 19:23:53.0 | +29:40:27 | 300 | 89 | 3.0 | 0 Calibration | 2 | |
| 0099.CHCyg | 1 | 06:23 | 19:24:33.0 | +50:14:30 | 300 | 87 | 3.0 | #12 Symbiotic | 2 | |
| 0100.CHCyg | 5 | 06:23 | 19:24:33.0 | +50:14:30 | 300 | 87 | 3.0 | #12 Symbiotic | 2 | |
| 0101.CHCyg | 30 | 06:24 | 19:24:33.0 | +50:14:30 | 300 | 87 | 3.0 | #12 Symbiotic | 2 | |
| 0102.COMP | 10 | 06:25 | 19:24:33.0 | +50:14:30 | 300 | 87 | 3.0 | 0 Calibration | 2 | |
| 0103.HMSge | 1 | 06:28 | 19:41:57.0 | +16:44:41 | 300 | 87 | 3.0 | #12 Symbiotic | 2 | |
| 0104.HMSge | 10 | 06:28 | 19:41:57.0 | +16:44:41 | 300 | 87 | 3.0 | #12 Symbiotic | 2 | |
| 0105.HMSge | 60 | 06:28 | 19:41:57.0 | +16:44:41 | 300 | 87 | 3.0 | #12 Symbiotic | 2 | |
| 0106.COMP | 10 | 06:30 | 19:41:57.0 | +16:44:41 | 300 | 88 | 3.0 | 0 Calibration | 2 | |

UT Date 2018-09-12 Observers M CalkinsColl. Focus 1320 Grating/Grism 300

| File | Exp Time | UT Start | RA | Dec | Gr. | P.A. | Slit | Program | Bin | Comments |
|---------------|----------|----------|------------|-----------|-----|------|------|---------------|-----|----------|
| 0107.AS360 | 60 | 06:31 | 19:45:49.0 | +18:36:49 | 300 | 88 | 3.0 | #12 Symbiotic | 2 | |
| 0108.AS360 | 300 | 06:32 | 19:45:49.0 | +18:36:49 | 300 | 88 | 3.0 | #12 Symbiotic | 2 | |
| 0109.COMP | 10 | 06:38 | 19:45:49.0 | +18:36:49 | 300 | 88 | 3.0 | 0 Calibration | 2 | |
| 0110.CICyg | 4 | 06:39 | 19:50:12.0 | +35:41:02 | 300 | 88 | 3.0 | #12 Symbiotic | 2 | |
| 0111.CICyg | 15 | 06:39 | 19:50:12.0 | +35:41:02 | 300 | 88 | 3.0 | #12 Symbiotic | 2 | |
| 0112.COMP | 10 | 06:40 | 19:50:12.0 | +35:41:02 | 300 | 88 | 3.0 | 0 Calibration | 2 | |
| 0113.V1016Cyg | 1 | 06:41 | 19:57:05.0 | +39:49:37 | 300 | 88 | 3.0 | #12 Symbiotic | 2 | |
| 0114.V1016Cyg | 10 | 06:41 | 19:57:05.0 | +39:49:37 | 300 | 88 | 3.0 | #12 Symbiotic | 2 | |
| 0115.V1016Cyg | 60 | 06:42 | 19:57:05.0 | +39:49:37 | 300 | 88 | 3.0 | #12 Symbiotic | 2 | |
| 0116.COMP | 10 | 06:43 | 19:57:05.0 | +39:49:37 | 300 | 88 | 3.0 | 0 Calibration | 2 | |
| 0117.PUVu1 | 1 | 06:47 | 20:21:13.0 | +21:34:21 | 300 | 88 | 3.0 | #12 Symbiotic | 2 | |
| 0118.PUVu1 | 10 | 06:47 | 20:21:13.0 | +21:34:21 | 300 | 88 | 3.0 | #12 Symbiotic | 2 | |
| 0119.PUVu1 | 60 | 06:47 | 20:21:13.0 | +21:34:21 | 300 | 88 | 3.0 | #12 Symbiotic | 2 | |
| 0120.COMP | 10 | 06:50 | 20:21:13.0 | +21:34:21 | 300 | 88 | 3.0 | 0 Calibration | 2 | |
| 0121.V1515Cyg | 600 | 06:52 | 20:23:48.0 | +42:12:24 | 300 | 88 | 3.0 | #12 Symbiotic | 2 | |
| 0122.COMP | 10 | 07:02 | 20:23:48.0 | +42:12:24 | 300 | 88 | 3.0 | 0 Calibration | 2 | |
| 0123.V1329Cyg | 20 | 07:04 | 20:51:01.0 | +35:34:55 | 300 | 88 | 3.0 | #12 Symbiotic | 2 | |
| 0124.V1329Cyg | 120 | 07:05 | 20:51:01.0 | +35:34:55 | 300 | 88 | 3.0 | #12 Symbiotic | 2 | |
| 0125.COMP | 10 | 07:08 | 20:51:01.0 | +35:34:55 | 300 | 88 | 3.0 | 0 Calibration | 2 | |
| 0126.V1057Cyg | 360 | 07:09 | 20:58:54.0 | +44:15:30 | 300 | 88 | 3.0 | #12 Symbiotic | 2 | |

UT Date 2018-09-12 Observers M CalkinsColl. Focus 1320 Grating/Grism 300

| File | Exp Time | UT Start | RA | Dec | Gr. | P.A. | Slit | Program | Bin | Comments |
|-------------------------|----------|----------|------------|-----------|-----|------|------|----------------|-----|----------|
| 0127.COMP | 10 | 07:15 | 20:58:54.0 | +44:15:30 | 300 | 85 | 3.0 | 0 Calibration | 2 | |
| 0128.AGPeg | 1 | 07:17 | 21:51:02.0 | +12:37:33 | 300 | 85 | 3.0 | #12 Symbiotic | 2 | |
| 0129.AGPeg | 10 | 07:18 | 21:51:02.0 | +12:37:33 | 300 | 85 | 3.0 | #12 Symbiotic | 2 | |
| 0130.AGPeg | 30 | 07:18 | 21:51:02.0 | +12:37:33 | 300 | 85 | 3.0 | #12 Symbiotic | 2 | |
| 0131.COMP | 10 | 07:19 | 21:51:02.0 | +12:37:33 | 300 | 85 | 3.0 | 0 Calibration | 2 | |
| 0132.2M21263514+4541569 | 1800 | 07:22 | 21:26:35.1 | +45:41:57 | 300 | 97 | 3.0 | #141 2MASS Red | 2 | |
| 0133.COMP | 10 | 07:52 | 21:26:35.1 | +45:41:57 | 300 | 97 | 3.0 | 0 Calibration | 2 | |
| 0134.2M21464183+5427064 | 2400 | 08:00 | 21:46:41.8 | +54:27:06 | 300 | 81 | 3.0 | #141 2MASS Red | 2 | |
| 0135.COMP | 10 | 08:40 | 21:46:41.8 | +54:27:06 | 300 | 80 | 3.0 | 0 Calibration | 2 | |
| 0136.2M22333889+5110463 | 900 | 08:44 | 22:33:38.9 | +51:10:46 | 300 | 85 | 3.0 | #141 2MASS Red | 2 | |
| 0137.COMP | 10 | 08:59 | 22:33:38.9 | +51:10:46 | 300 | 85 | 3.0 | 0 Calibration | 2 | |
| 0138.snAT2018cdc | 1800 | 09:04 | 00:51:05.2 | -07:03:47 | 300 | -30 | 3.0 | #2 SN Observat | 2 | |
| 0139.COMP | 10 | 09:35 | 00:51:05.2 | -07:03:47 | 300 | -30 | 3.0 | 0 Calibration | 2 | |
| 0140.TUC180912 | 1200 | 10:07 | 01:59:57.0 | +70:00:27 | 300 | 87 | 3.0 | #99 Falco | 2 | |
| 0141.COMP | 10 | 10:27 | 01:59:57.0 | +70:00:27 | 300 | 89 | 3.0 | 0 Calibration | 2 | |
| 0142.2M01010569+5804266 | 2400 | 10:31 | 01:01:05.7 | +58:04:27 | 300 | 89 | 3.0 | #141 2MASS Red | 2 | |
| 0143.COMP | 10 | 11:11 | 01:01:05.7 | +58:04:27 | 300 | 89 | 3.0 | 0 Calibration | 2 | |
| 0144.2M02471213+5528163 | 1500 | 11:13 | 02:47:12.1 | +55:28:16 | 300 | 89 | 3.0 | #141 2MASS Red | 2 | |
| 0145.COMP | 10 | 11:38 | 02:47:12.1 | +55:28:16 | 300 | 89 | 3.0 | 0 Calibration | 2 | |
| 0146.BRUTUS8372_7 | 1800 | 11:43 | 07:09:53.4 | +54:58:07 | 300 | -21 | 3.0 | #220 ASASSN Tr | 2 | |

UT Date 2018-09-12 Observers M CalkinsColl. Focus 1320 Grating/Grism 300

| <i>File</i> | <i>Exp Time</i> | <i>UT Start</i> | <i>RA</i> | <i>Dec</i> | <i>Gr.</i> | <i>P.A.</i> | <i>Slit</i> | <i>Program</i> | <i>Bin</i> | <i>Comments</i> |
|----------------|-----------------|-----------------|------------|------------|------------|-------------|-------------|----------------|------------|-----------------|
| 0147.COMP | 10 | 12:14 | 07:09:53.4 | +54:58:07 | 300 | -20 | 3.0 | 0 Calibration | 2 | |
| 0148-0157.BIAS | 0 | 12:20 | 07:09:53.4 | +54:58:07 | 300 | 89 | 3.0 | 0 Calibration | 2 | |
| 0158-0177.FLAT | 7 | 12:26 | 07:09:53.4 | +54:58:07 | 300 | 89 | 3.0 | 0 Calibration | 2 | |
| 0178-0187.DARK | 900 | 14:47 | 07:09:53.4 | +54:58:07 | 300 | 89 | 3.0 | 0 Calibration | 2 | |