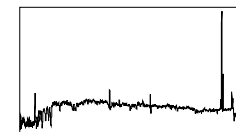
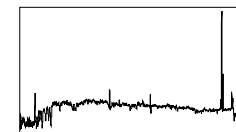
UT Date 2013-10-07 Observers IrwinColl. Focus 1350 Grating/Grism 300

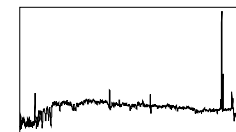
File	Exp Time	UT Start	RA	Dec	Gr.	P.A.	Slit	Program	Bin	Comments
0001-0005.DARK	900	00:13	05:05:30.6	+52:49:52	300	90	3.0	0 Calibration	2	
0006-0015.BIAS	0	00:44	05:05:30.6	+52:49:52	300	90	3.0	0 Calibration	4	
0016-0025.FLAT	4	00:46	05:05:30.6	+52:49:52	300	90	3.0	0 Calibration	4	
0026-0035.BIAS	0	00:48	05:05:30.6	+52:49:52	300	90	3.0	0 Calibration	2	
0036-0050.FLAT	7	00:52	05:05:30.6	+52:49:52	300	90	3.0	0 Calibration	2	
0051.HD192281	10	01:55	20:12:33.1	+40:16:05	300	90	3.0	#56 Spectropho	2	
0052.COMP	10	01:56	20:12:33.1	+40:16:05	300	90	3.0	0 Calibration	2	
0053.HD192281	15	01:56	20:12:33.1	+40:16:05	300	90	3.0	#56 Spectropho	2	
0054.HD192281	15	01:57	20:12:33.1	+40:16:05	300	90	3.0	#56 Spectropho	2	
0055.HD192281	15	01:57	20:12:33.1	+40:16:05	300	90	3.0	#56 Spectropho	2	
0056.BDp404032	240	01:59	20:08:24.1	+41:15:04	300	89	3.0	#56 Spectropho	2	
0057.COMP	10	02:03	20:08:24.1	+41:15:04	300	89	3.0	0 Calibration	2	
0058.AS270	60	02:08	18:05:33.7	-20:20:38	300	89	3.0	#12 Symbiotic	2	seeing really nasty down here
0059.AS270	300	02:09	18:05:33.7	-20:20:38	300	90	3.0	#12 Symbiotic	2	
0060.COMP	10	02:14	18:05:33.7	-20:20:38	300	90	3.0	0 Calibration	2	
0061.Hen1591	120	02:16	18:07:32.0	-25:53:43	300	90	3.0	#12 Symbiotic	2	
0062.Hen1591	300	02:18	18:07:32.0	-25:53:43	300	90	3.0	#12 Symbiotic	2	
0063.COMP	10	02:24	18:07:32.0	-25:53:43	300	90	3.0	0 Calibration	2	
0064.AS281	60	02:25	18:10:44.0	-27:57:51	300	90	3.0	#12 Symbiotic	2	
0065.AS281	360	02:26	18:10:44.0	-27:57:51	300	91	3.0	#12 Symbiotic	2	

UT Date 2013-10-07 Observers IrwinColl. Focus 1350 Grating/Grism 300

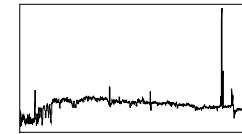
File	Exp Time	UT Start	RA	Dec	Gr.	P.A.	Slit	Program	Bin	Comments
0066.COMP	10	02:33	18:10:44.0	-27:57:51	300	91	3.0	0 Calibration	2	
0067.Hen1674	120	02:37	18:20:19.1	-26:22:46	300	0	3.0	#12 Symbiotic	2	
0068.Hen1674	600	02:39	18:20:19.1	-26:22:46	300	0	3.0	#12 Symbiotic	2	
0069.COMP	10	02:49	18:20:19.1	-26:22:46	300	0	3.0	0 Calibration	2	
0070.AS327	30	02:54	18:53:17.0	-24:22:59	300	110	3.0	#12 Symbiotic	2	
0071.AS327	300	02:54	18:53:17.0	-24:22:59	300	110	3.0	#12 Symbiotic	2	
0072.COMP	10	03:00	18:53:17.0	-24:22:59	300	110	3.0	0 Calibration	2	
0073.AS316	30	03:01	18:42:33.0	-21:17:47	300	110	3.0	#12 Symbiotic	2	
0074.AS316	300	03:02	18:42:33.0	-21:17:47	300	111	3.0	#12 Symbiotic	2	
0075.COMP	10	03:07	18:42:33.0	-21:17:47	300	111	3.0	0 Calibration	2	
0076.V919Sgr	15	03:11	19:03:45.0	-16:59:56	300	41	3.0	#12 Symbiotic	2	
0077.V919Sgr	30	03:12	19:03:45.0	-16:59:56	300	41	3.0	#12 Symbiotic	2	
0078.COMP	10	03:13	19:03:45.0	-16:59:56	300	41	3.0	0 Calibration	2	
0079.RSOph	10	03:16	17:50:13.0	-06:42:30	300	80	3.0	#12 Symbiotic	2	
0080.RSOph	60	03:16	17:50:13.0	-06:42:30	300	80	3.0	#12 Symbiotic	2	
0081.RSOph	150	03:17	17:50:13.0	-06:42:30	300	79	3.0	#12 Symbiotic	2	
0082.COMP	10	03:20	17:50:13.0	-06:42:30	300	79	3.0	0 Calibration	2	
0083.DracoC1	1200	03:26	17:19:58.0	+57:50:06	300	80	3.0	#12 Symbiotic	2	winds from E, seeing really nasty
0084.COMP	10	03:47	17:19:58.0	+57:50:06	300	80	3.0	0 Calibration	2	
0085.sn2013fn	2700	03:54	21:00:23.8	-14:29:52	300	16	3.0	#2 SN Observat	2	

UT Date 2013-10-07 Observers IrwinColl. Focus 1350 Grating/Grism 300

File	Exp Time	UT Start	RA	Dec	Gr.	P.A.	Slit	Program	Bin	Comments
0086.COMP	10	04:40	21:00:23.8	-14:29:52	300	16	3.0	0 Calibration	2	
0087.BDp284211	240	04:43	21:51:11.0	+28:51:50	300	86	3.0	#56 Spectropho	2	
0088.COMP	10	04:48	21:51:11.0	+28:51:50	300	86	3.0	0 Calibration	2	
0089.BDp174708	90	04:50	22:11:31.4	+18:05:34	300	86	3.0	#56 Spectropho	2	
0090.COMP	10	04:52	22:11:31.4	+18:05:34	300	86	3.0	0 Calibration	2	
0091.HPbcg082	1800	04:54	22:50:36.9	+10:56:50	300	85	3.0	#210 Brightest	2	
0092.COMP	10	05:25	22:50:36.9	+10:56:50	300	85	3.0	0 Calibration	2	
0093.HPbcg083	2400	05:30	22:50:30.0	+11:19:20	300	84	3.0	#210 Brightest	2	
0094.COMP	10	06:10	22:50:30.0	+11:19:20	300	84	3.0	0 Calibration	2	
0095.HPbcg080	1800	06:13	22:50:24.1	+10:56:05	300	86	3.0	#210 Brightest	2	
0096.COMP	10	06:44	22:50:24.1	+10:56:05	300	86	3.0	0 Calibration	2	
0097.M31	120	06:46	00:42:44.3	+41:16:09	300	85	3.0	#57 Velocity S	2	
0098.COMP	10	06:48	00:42:44.3	+41:16:09	300	85	3.0	0 Calibration	2	
0099.HPbcg084	2400	06:56	22:49:25.2	+10:57:00	300	110	3.0	#210 Brightest	2	
0100.COMP	10	07:36	22:49:25.2	+10:57:00	300	110	3.0	0 Calibration	2	
0101.HPbcg129	1200	07:41	23:35:16.6	+05:12:09	300	10	3.0	#210 Brightest	2	seeing much improved
0102.COMP	10	08:01	23:35:16.6	+05:12:09	300	10	3.0	0 Calibration	2	
0103.HPbcg128	2400	08:06	23:34:42.1	+06:08:47	300	10	3.0	#210 Brightest	2	
0104.COMP	10	08:47	23:34:42.1	+06:08:47	300	10	3.0	0 Calibration	2	
0105.HPbcg088	2400	08:54	23:49:53.5	+06:24:36	300	110	3.0	#210 Brightest	2	seeing great

UT Date 2013-10-07 Observers IrwinColl. Focus 1350 Grating/Grism 300

File	Exp Time	UT Start	RA	Dec	Gr.	P.A.	Slit	Program	Bin	Comments
0106.COMP	10	09:34	23:49:53.5	+06:24:36	300	110	3.0	0 Calibration	2	
0107.03244836+1951555	1200	09:37	03:24:48.4	+19:51:56	300	110	3.0	#141 2MASS Red	2	
0108.COMP	10	09:57	03:24:48.4	+19:51:56	300	110	3.0	0 Calibration	2	
0109.03375371+1651273	720	09:59	03:37:53.7	+16:51:27	300	110	3.0	#141 2MASS Red	2	
0110.COMP	10	10:11	03:37:53.7	+16:51:27	300	110	3.0	0 Calibration	2	
0111.03381510+2300164	720	10:12	03:38:15.1	+23:00:16	300	110	3.0	#141 2MASS Red	2	
0112.COMP	10	10:25	03:38:15.1	+23:00:16	300	110	3.0	0 Calibration	2	
0113.03391802+1424548	720	10:26	03:39:18.0	+14:24:55	300	110	3.0	#141 2MASS Red	2	
0114.COMP	10	10:39	03:39:18.0	+14:24:55	300	110	3.0	0 Calibration	2	
0115.03425727+3815274	1200	10:40	03:42:57.3	+38:15:27	300	90	3.0	#141 2MASS Red	2	
0116.COMP	10	11:01	03:42:57.3	+38:15:27	300	90	3.0	0 Calibration	2	
0117.04512737+1204529	1800	11:03	04:51:27.4	+12:04:53	300	91	3.0	#141 2MASS Red	2	
0118.COMP	10	11:33	04:51:27.4	+12:04:53	300	91	3.0	0 Calibration	2	
0119.snj0503	1800	11:37	05:03:35.1	+01:34:17	300	40	3.0	#2 SN Observat	2	
0120.COMP	10	12:07	05:03:35.1	+01:34:17	300	40	3.0	0 Calibration	2	
0121.Hiltner600	150	12:10	06:45:13.4	+02:08:15	300	109	3.0	#56 Spectropho	2	
0122.COMP	10	12:13	06:45:13.4	+02:08:15	300	109	3.0	0 Calibration	2	
0123.G191B2B	500	12:25	05:05:30.6	+52:49:52	300	110	3.0	#56 Spectropho	2	
0124.COMP	10	12:34	05:05:30.6	+52:49:52	300	110	3.0	0 Calibration	2	
0125-0134.BIAS	0	12:38	05:05:30.6	+52:49:52	300	90	3.0	0 Calibration	4	

UT Date 2013-10-07 Observers IrwinColl. Focus 1350 Grating/Grism 300

<i>File</i>	<i>Exp Time</i>	<i>UT Start</i>	<i>RA</i>	<i>Dec</i>	<i>Gr.</i>	<i>P.A.</i>	<i>Slit</i>	<i>Program</i>	<i>Bin</i>	<i>Comments</i>
0135-0144.FLAT	4	12:40	05:05:30.6	+52:49:52	300	90	3.0	0 Calibration	4	
0145-0154.BIAS	0	12:42	05:05:30.6	+52:49:52	300	90	3.0	0 Calibration	2	
0155-0169.FLAT	7	12:47	05:05:30.6	+52:49:52	300	90	3.0	0 Calibration	2	
0170-0174.DARK	900	13:57	05:05:30.6	+52:49:52	300	90	3.0	0 Calibration	2	
0175-0179.DARK	900	15:14	05:05:30.6	+52:49:52	300	90	3.0	0 Calibration	4	