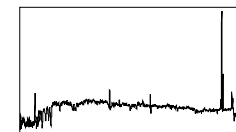
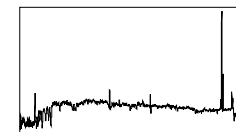


UT Date 2012-05-18 Observers IrwinColl. Focus 1310 Grating/Grism 300

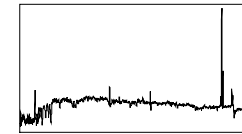
| File | Exp Time | UT Start | RA | Dec | Gr. | P.A. | Slit | Program | Bin | Comments |
|-----------------|----------|----------|------------|-----------|-----|------|------|----------------|-----|-----------|
| 0001-0005.DARK | 900 | 01:26 | 20:22:31.0 | +37:54:19 | 300 | 91 | 3.0 | #183 CygX_YSOs | 2 | |
| 0006.BIAS | 0 | 01:50 | 20:22:31.0 | +37:54:19 | 300 | 91 | 3.0 | #183 CygX_YSOs | 4 | std setup |
| 0007-0015.BIAS | 0 | 01:52 | 20:22:31.0 | +37:54:19 | 300 | 91 | 3.0 | #183 CygX_YSOs | 4 | |
| 0016-0025.FLAT | 4 | 01:54 | 20:22:31.0 | +37:54:19 | 300 | 91 | 3.0 | #183 CygX_YSOs | 4 | |
| 0026-0035.BIAS | 0 | 01:56 | 20:22:31.0 | +37:54:19 | 300 | 91 | 3.0 | #183 CygX_YSOs | 2 | |
| 0036-0050.FLAT | 7 | 02:00 | 20:22:31.0 | +37:54:19 | 300 | 91 | 3.0 | #183 CygX_YSOs | 2 | |
| 0051.HD84937 | 20 | 02:48 | 09:48:56.1 | +13:44:39 | 300 | 41 | 3.0 | #56 Spectropho | 2 | |
| 0052.COMP | 10 | 02:49 | 09:48:56.1 | +13:44:39 | 300 | 41 | 3.0 | #56 Spectropho | 2 | |
| 0053.HD84937 | 20 | 02:50 | 09:48:56.1 | +13:44:39 | 300 | 41 | 3.0 | #56 Spectropho | 2 | |
| 0054.HD84937 | 20 | 02:50 | 09:48:56.1 | +13:44:39 | 300 | 41 | 3.0 | #56 Spectropho | 2 | |
| 0055.Feige34 | 180 | 02:52 | 10:39:36.7 | +43:06:09 | 300 | 41 | 3.0 | #56 Spectropho | 2 | |
| 0056.COMP | 10 | 02:55 | 10:39:36.7 | +43:06:09 | 300 | 41 | 3.0 | #56 Spectropho | 2 | |
| 0057.N223232191 | 5 | 02:57 | 07:23:44.3 | +08:39:56 | 300 | 41 | 3.0 | #192 DASCH Lon | 2 | |
| 0058.N223232191 | 10 | 02:57 | 07:23:44.3 | +08:39:56 | 300 | 41 | 3.0 | #192 DASCH Lon | 2 | |
| 0059.N223232191 | 45 | 02:57 | 07:23:44.3 | +08:39:56 | 300 | 41 | 3.0 | #192 DASCH Lon | 2 | |
| 0060.COMP | 10 | 02:59 | 07:23:44.3 | +08:39:56 | 300 | 41 | 3.0 | #192 DASCH Lon | 2 | |
| 0061.N223201331 | 45 | 03:02 | 07:09:15.1 | +22:17:39 | 300 | 41 | 3.0 | #192 DASCH Lon | 2 | |
| 0062.N223201331 | 150 | 03:03 | 07:09:15.1 | +22:17:39 | 300 | 41 | 3.0 | #192 DASCH Lon | 2 | |
| 0063.COMP | 10 | 03:06 | 07:09:15.1 | +22:17:39 | 300 | 41 | 3.0 | #192 DASCH Lon | 2 | |
| 0064.N223022063 | 60 | 03:07 | 07:17:24.5 | +17:53:35 | 300 | 41 | 3.0 | #192 DASCH Lon | 2 | |

UT Date 2012-05-18 Observers IrwinColl. Focus 1310 Grating/Grism 300

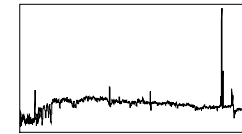
| File | Exp Time | UT Start | RA | Dec | Gr. | P.A. | Slit | Program | Bin | Comments |
|-----------------|----------|----------|------------|-----------|-----|------|------|----------------|-----|----------|
| 0065.N223022063 | 240 | 03:09 | 07:17:24.5 | +17:53:35 | 300 | 41 | 3.0 | #192 DASCH Lon | 2 | |
| 0066.COMP | 10 | 03:13 | 07:17:24.5 | +17:53:35 | 300 | 41 | 3.0 | #192 DASCH Lon | 2 | |
| 0067.N223213016 | 360 | 03:17 | 07:24:19.1 | +09:12:32 | 300 | 40 | 3.0 | #192 DASCH Lon | 2 | |
| 0068.COMP | 10 | 03:23 | 07:24:19.1 | +09:12:32 | 300 | 40 | 3.0 | #192 DASCH Lon | 2 | |
| 0069.bcg012 | 900 | 03:27 | 10:12:59.6 | +00:03:37 | 300 | 41 | 3.0 | #210 Brightest | 2 | |
| 0070.COMP | 10 | 03:42 | 10:12:59.6 | +00:03:37 | 300 | 41 | 3.0 | #210 Brightest | 2 | |
| 0071.hbcg007 | 1525 | 03:44 | 08:37:17.3 | +15:04:58 | 300 | 41 | 3.0 | #210 Brightest | 2 | |
| 0072.COMP | 10 | 04:10 | 08:37:17.3 | +15:04:58 | 300 | 40 | 3.0 | #210 Brightest | 2 | |
| 0073.hbcg008 | 1800 | 04:14 | 09:17:53.4 | +51:43:37 | 300 | 89 | 3.0 | #210 Brightest | 2 | |
| 0074.COMP | 10 | 04:45 | 09:17:53.4 | +51:43:37 | 300 | 89 | 3.0 | #210 Brightest | 2 | |
| 0075.psn1227 | 1800 | 04:47 | 12:27:12.8 | +09:25:13 | 300 | 6 | 3.0 | #2 SN Observat | 2 | |
| 0076.COMP | 10 | 05:18 | 12:27:12.8 | +09:25:13 | 300 | 6 | 3.0 | #2 SN Observat | 2 | |
| 0077.hbcg011 | 1800 | 05:23 | 10:59:28.9 | +56:41:12 | 300 | 110 | 3.0 | #210 Brightest | 2 | |
| 0078.COMP | 10 | 05:53 | 10:59:28.9 | +56:41:12 | 300 | 110 | 3.0 | #210 Brightest | 2 | |
| 0079.bcg040 | 900 | 05:56 | 11:37:17.3 | +57:07:51 | 300 | 110 | 3.0 | #210 Brightest | 2 | |
| 0080.COMP | 10 | 06:11 | 11:37:17.3 | +57:07:51 | 300 | 110 | 3.0 | #210 Brightest | 2 | |
| 0081.psn1438 | 1800 | 06:14 | 14:38:23.5 | +23:20:55 | 300 | 90 | 3.0 | #2 SN Observat | 2 | |
| 0082.COMP | 10 | 06:44 | 14:38:23.5 | +23:20:55 | 300 | 90 | 3.0 | #2 SN Observat | 2 | |
| 0083.psn1506 | 1800 | 06:46 | 15:06:02.5 | +41:25:33 | 300 | 108 | 3.0 | #2 SN Observat | 2 | |
| 0084.COMP | 10 | 07:16 | 15:06:02.5 | +41:25:33 | 300 | 108 | 3.0 | #2 SN Observat | 2 | |

UT Date 2012-05-18 Observers IrwinColl. Focus 1310 Grating/Grism 300

| File | Exp Time | UT Start | RA | Dec | Gr. | P.A. | Slit | Program | Bin | Comments |
|-----------------------|----------|----------|------------|-----------|-----|------|------|----------------|-----|----------|
| 0085.N5846 | 300 | 07:19 | 15:06:29.3 | +01:36:20 | 300 | 16 | 3.0 | #57 Velocity S | 2 | |
| 0086.COMP | 10 | 07:24 | 15:06:29.3 | +01:36:20 | 300 | 16 | 3.0 | #57 Velocity S | 2 | |
| 0087.hbcg033 | 900 | 07:27 | 14:32:42.6 | +31:34:07 | 300 | 109 | 3.0 | #210 Brightest | 2 | |
| 0088.COMP | 10 | 07:43 | 14:32:42.6 | +31:34:07 | 300 | 109 | 3.0 | #210 Brightest | 2 | |
| 0089.hbcg034 | 1200 | 07:45 | 14:51:37.5 | +14:14:22 | 300 | 50 | 3.0 | #210 Brightest | 2 | |
| 0090.COMP | 10 | 08:06 | 14:51:37.5 | +14:14:22 | 300 | 50 | 3.0 | #210 Brightest | 2 | |
| 0091.hbcg035 | 1200 | 08:07 | 14:59:41.6 | +21:48:54 | 300 | 51 | 3.0 | #210 Brightest | 2 | |
| 0092.COMP | 10 | 08:28 | 14:59:41.6 | +21:48:54 | 300 | 51 | 3.0 | #210 Brightest | 2 | |
| 0093.hbcg036 | 1012 | 08:29 | 15:00:54.4 | +20:52:29 | 300 | 65 | 3.0 | #210 Brightest | 2 | |
| 0094.COMP | 10 | 08:47 | 15:00:54.4 | +20:52:29 | 300 | 65 | 3.0 | #210 Brightest | 2 | |
| 0095.bcg068 | 884 | 08:48 | 15:41:56.5 | +29:59:42 | 300 | 75 | 3.0 | #210 Brightest | 2 | |
| 0096.COMP | 10 | 09:03 | 15:41:56.5 | +29:59:42 | 300 | 75 | 3.0 | #210 Brightest | 2 | |
| 0097.bcg069 | 544 | 09:06 | 15:44:39.8 | +38:25:31 | 300 | 90 | 3.0 | #210 Brightest | 2 | |
| 0098.COMP | 10 | 09:15 | 15:44:39.8 | +38:25:31 | 300 | 90 | 3.0 | #210 Brightest | 2 | |
| 0099.bcg070 | 567 | 09:16 | 15:45:45.3 | +35:39:36 | 300 | 90 | 3.0 | #210 Brightest | 2 | |
| 0100.COMP | 10 | 09:26 | 15:45:45.3 | +35:39:36 | 300 | 90 | 3.0 | #210 Brightest | 2 | |
| 0101.bcg071 | 720 | 09:27 | 15:53:29.7 | +27:23:24 | 300 | 90 | 3.0 | #210 Brightest | 2 | |
| 0102.COMP | 10 | 09:39 | 15:53:29.7 | +27:23:24 | 300 | 90 | 3.0 | #210 Brightest | 2 | |
| 0103.18044513+1731392 | 497 | 09:42 | 18:04:45.1 | +17:31:39 | 300 | 0 | 3.0 | 141 2MRS | 2 | |
| 0104.COMP | 10 | 09:50 | 18:04:45.1 | +17:31:39 | 300 | 0 | 3.0 | 141 2MRS | 2 | |

UT Date 2012-05-18 Observers IrwinColl. Focus 1310 Grating/Grism 300

| File | Exp Time | UT Start | RA | Dec | Gr. | P.A. | Slit | Program | Bin | Comments |
|------------------------|----------|----------|------------|-----------|-----|------|------|----------------|-----|----------|
| 0105.18193019+1352090 | 572 | 09:55 | 18:19:30.2 | +13:52:09 | 300 | 90 | 3.0 | 141 2MRS | 2 | |
| 0106.COMP | 10 | 10:05 | 18:19:30.2 | +13:52:09 | 300 | 90 | 3.0 | 141 2MRS | 2 | |
| 0107.18512116+2629501 | 613 | 10:07 | 18:51:21.2 | +26:29:50 | 300 | 71 | 3.0 | 141 2MRS | 2 | |
| 0108.COMP | 10 | 10:17 | 18:51:21.2 | +26:29:50 | 300 | 70 | 3.0 | 141 2MRS | 2 | |
| 0109.17494988+6012042 | 705 | 10:20 | 17:49:49.9 | +60:12:04 | 300 | 107 | 3.0 | 141 2MRS | 2 | |
| 0110.COMP | 10 | 10:32 | 17:49:49.9 | +60:12:04 | 300 | 109 | 3.0 | 141 2MRS | 2 | |
| 0111.19292931+4608036 | 900 | 10:35 | 19:29:29.3 | +46:08:04 | 300 | 12 | 3.0 | 141 2MRS | 2 | |
| 0112.COMP | 10 | 10:50 | 19:29:29.3 | +46:08:04 | 300 | 12 | 3.0 | 141 2MRS | 2 | |
| 0113.K2437001 | 1800 | 10:53 | 19:20:47.0 | +37:43:21 | 300 | 39 | 3.0 | #192 DASCH Lon | 2 | |
| 0114.COMP | 10 | 11:24 | 19:20:47.0 | +37:43:21 | 300 | 39 | 3.0 | #192 DASCH Lon | 2 | |
| 0115.J4334.55+402729.6 | 360 | 11:26 | 20:43:34.0 | +40:27:29 | 300 | 89 | 3.0 | #183 CygX_YSOs | 2 | |
| 0116.COMP | 10 | 11:32 | 20:43:34.0 | +40:27:29 | 300 | 89 | 3.0 | #183 CygX_YSOs | 2 | |
| 0117.J2859.79+390248.3 | 180 | 11:34 | 20:28:59.0 | +39:02:48 | 300 | 89 | 3.0 | #183 CygX_YSOs | 2 | |
| 0118.COMP | 10 | 11:37 | 20:28:59.0 | +39:02:48 | 300 | 89 | 3.0 | #183 CygX_YSOs | 2 | |
| 0119.BDp174708 | 90 | 11:39 | 22:11:31.4 | +18:05:34 | 300 | 108 | 3.0 | #56 Spectropho | 2 | |
| 0120.BDp174708 | 90 | 11:40 | 22:11:31.4 | +18:05:34 | 300 | 108 | 3.0 | #56 Spectropho | 2 | |
| 0121.COMP | 10 | 11:42 | 22:11:31.4 | +18:05:34 | 300 | 108 | 3.0 | #56 Spectropho | 2 | |
| 0122.BDp284211 | 90 | 11:44 | 21:51:11.0 | +28:51:50 | 300 | 108 | 3.0 | #56 Spectropho | 2 | |
| 0123.BDp284211 | 90 | 11:45 | 21:51:11.0 | +28:51:50 | 300 | 108 | 3.0 | #56 Spectropho | 2 | |
| 0124.COMP | 10 | 11:47 | 21:51:11.0 | +28:51:50 | 300 | 108 | 3.0 | #56 Spectropho | 2 | |



UT Date 2012-05-18 Observers Irwin

Coll. Focus 1310 Grating/Grism 300

| <i>File</i> | <i>Exp Time</i> | <i>UT Start</i> | <i>RA</i> | <i>Dec</i> | <i>Gr.</i> | <i>P.A.</i> | <i>Slit</i> | <i>Program</i> | <i>Bin</i> | <i>Comments</i> |
|------------------------|-----------------|-----------------|------------|------------|------------|-------------|-------------|----------------|------------|-----------------|
| 0125.J2655.70+381252.4 | 90 | 11:49 | 20:26:55.0 | +38:12:52 | 300 | 89 | 3.0 | #183 CygX_YSOs | 2 | |
| 0126.COMP | 10 | 11:50 | 20:26:55.0 | +38:12:52 | 300 | 89 | 3.0 | #183 CygX_YSOs | 2 | |
| 0127-0136.BIAS | 0 | 11:55 | 20:26:55.0 | +38:12:52 | 300 | 89 | 3.0 | #183 CygX_YSOs | 2 | |
| 0137-0151.FLAT | 7 | 11:59 | 20:26:55.0 | +38:12:52 | 300 | 89 | 3.0 | #183 CygX_YSOs | 2 | |
| 0152-0156.DARK | 900 | 13:09 | 20:26:55.0 | +38:12:52 | 300 | 89 | 3.0 | #183 CygX_YSOs | 2 | |
| 0157-0161.DARK | 900 | 14:25 | 20:26:55.0 | +38:12:52 | 300 | 89 | 3.0 | #183 CygX_YSOs | 4 | |