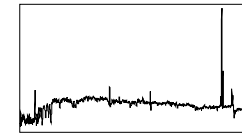
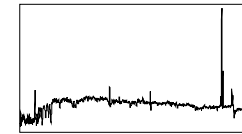
UT Date 2009-05-02 Observers P BerlindColl. Focus 1310 Grating/Grism 300

File	Exp Time	UT Start	RA	Dec	Gr.	P.A.	Slit	Program	Bin	Comments
0001-0010.BIAS	0	02:41	07:55:00.0	+32:00:00	300	90	3.0	#57 Velocity S	2	
0011-0025.FLAT	7	02:47	07:55:00.0	+32:00:00	300	90	3.0	#57 Velocity S	2	
0026-0035.DARK	900	05:06	07:55:00.0	+32:00:00	300	90	3.0	#57 Velocity S	2	
0036.AGDra	10	08:47	16:01:41.0	+66:48:10	300	90	3.0	#12 Symbiotic	2	
0037.AGDra	15	08:48	16:01:41.0	+66:48:10	300	90	3.0	#12 Symbiotic	2	
0038.AGDra	90	08:48	16:01:41.0	+66:48:10	300	90	3.0	#12 Symbiotic	2	
0039.COMP	10	08:50	16:01:41.0	+66:48:10	300	90	3.0	#12 Symbiotic	2	
0040.TCrB	15	08:52	15:59:30.0	+25:55:12	300	90	3.0	#12 Symbiotic	2	
0041.TCrB	15	08:53	15:59:30.0	+25:55:12	300	90	3.0	#12 Symbiotic	2	
0042.TCrB	60	08:53	15:59:30.0	+25:55:12	300	90	3.0	#12 Symbiotic	2	
0043.COMP	10	08:55	15:59:30.0	+25:55:12	300	90	3.0	#12 Symbiotic	2	
0044.BDp332642	150	08:56	15:51:59.9	+32:56:54	300	90	3.0	#56 Spectropho	2	
0045.BDp332642	150	08:59	15:51:59.9	+32:56:54	300	90	3.0	#56 Spectropho	2	
0046.COMP	10	09:02	15:51:59.9	+32:56:54	300	90	3.0	#56 Spectropho	2	
0047.BDp262606	75	09:03	14:49:02.4	+25:42:09	300	66	3.0	#56 Spectropho	2	
0048.BDp262606	75	09:05	14:49:02.4	+25:42:09	300	66	3.0	#56 Spectropho	2	
0049.BDp262606	75	09:07	14:49:02.4	+25:42:09	300	66	3.0	#56 Spectropho	2	
0050.COMP	10	09:08	14:49:02.4	+25:42:09	300	66	3.0	#56 Spectropho	2	
0051.sn2009dc	1800	09:10	15:51:12.1	+25:42:28	300	59	3.0	#2 SN Observat	2	
0052.COMP	10	09:40	15:51:12.1	+25:42:28	300	59	3.0	#2 SN Observat	2	

UT Date 2009-05-02 Observers P BerlindColl. Focus 1310 Grating/Grism 300

File	Exp Time	UT Start	RA	Dec	Gr.	P.A.	Slit	Program	Bin	Comments
0053.test	10	09:45	17:30:00.0	+32:00:00	600	90	2.0	#2 SN Observat	2	
0054.test	7	09:47	17:30:00.0	+32:00:00	600	90	2.0	#2 SN Observat	2	
0055.test	35	09:49	19:45:39.3	+27:21:55	600	90	2.0	#176 Be/X-ray	2	
0056.XTEJ1946p274	1800	09:52	19:45:39.3	+27:21:55	600	90	2.0	#176 Be/X-ray	2	
0057.COMP	10	10:22	19:45:39.3	+27:21:55	600	90	2.0	#176 Be/X-ray	2	
0058.KS1947p300	1200	10:24	19:49:30.5	+30:12:24	600	90	2.0	#176 Be/X-ray	2	
0059.COMP	10	10:44	19:49:30.5	+30:12:24	600	90	2.0	#176 Be/X-ray	2	
0060.SAXJ21035p4545	1200	10:46	21:03:35.7	+45:45:05	600	90	2.0	#176 Be/X-ray	2	
0061.COMP	10	11:06	21:03:35.7	+45:45:05	600	90	2.0	#176 Be/X-ray	2	
0062.4U1907p09	1200	11:07	19:09:37.9	+09:49:49	600	90	2.0	#176 Be/X-ray	2	
0063.COMP	10	11:28	19:09:37.9	+09:49:49	600	90	2.0	#176 Be/X-ray	2	
0064.4U2204p543	150	11:29	22:07:57.0	+54:31:06	600	90	2.0	#176 Be/X-ray	2	
0065.4U2204p543	150	11:32	22:07:57.0	+54:31:06	600	90	2.0	#176 Be/X-ray	2	
0066.COMP	10	11:35	22:07:57.0	+54:31:06	600	90	2.0	#176 Be/X-ray	2	
0067.HD192281	10	11:36	20:12:33.1	+40:16:06	600	90	2.0	#176 Be/X-ray	2	
0068.HD192281	60	11:37	20:12:33.1	+40:16:06	600	90	2.0	#176 Be/X-ray	2	
0069.COMP	10	11:38	20:12:33.1	+40:16:06	600	90	2.0	#176 Be/X-ray	2	
0070.test	15	11:40	20:12:33.1	+40:16:06	600	90	2.0	#176 Be/X-ray	2	
0071-0085.FLAT	12	11:46	20:12:33.1	+40:16:06	600	90	2.0	#176 Be/X-ray	2	
0086-0095.BIAS	0	11:48	20:12:33.1	+40:16:06	600	90	2.0	#2 SN Observat	2	

UT Date 2009-05-02 Observers P BerlindColl. Focus 1310 Grating/Grism 300

<i>File</i>	<i>Exp Time</i>	<i>UT Start</i>	<i>RA</i>	<i>Dec</i>	<i>Gr.</i>	<i>P.A.</i>	<i>Slit</i>	<i>Program</i>	<i>Bin</i>	<i>Comments</i>
0096-0105.DARK	900	14:15	20:12:33.1	+40:16:06	600	90	2.0	#2 SN Observat	2	

UT Date 2009-05-03 Observers P BerlindColl. Focus 1310 Grating/Grism 300

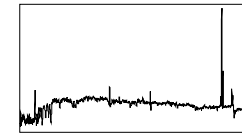
File	Exp Time	UT Start	RA	Dec	Gr.	P.A.	Slit	Program	Bin	Comments
0001-0002.BIAS	0	19:43	20:12:33.1	+40:16:06	600	90	2.0	#2 SN Observat	2	
0003-0008.DARK	1800	22:16	20:12:33.1	+40:16:06	600	90	2.0	#2 SN Observat	2	
0009-0010.BIAS	0	22:47	20:12:33.1	+40:16:06	600	90	2.0	#2 SN Observat	2	
0011-0016.DARK	900	00:04	20:12:33.1	+40:16:06	600	90	2.0	#2 SN Observat	2	
0017.test	10	00:29	20:12:33.1	+40:16:06	300	90	3.0	#2 SN Observat	2	
0018.test	10	00:32	20:12:33.1	+40:16:06	300	90	3.0	#2 SN Observat	2	
0019.test	10	00:33	20:12:33.1	+40:16:06	300	90	3.0	#2 SN Observat	2	
0020.test	10	00:35	20:12:33.1	+40:16:06	300	90	3.0	#2 SN Observat	2	
0021-0030.BIAS	0	00:39	07:55:00.0	+32:00:00	300	90	3.0	#57 Velocity S	2	
0031-0045.FLAT	7	00:44	07:55:00.0	+32:00:00	300	90	3.0	#57 Velocity S	2	
0046.BIAS	0	00:55	07:55:00.0	+32:00:00	300	90	3.0	#57 Velocity S	2	
0047-0052.DARK	900	02:18	07:55:00.0	+32:00:00	300	90	3.0	#57 Velocity S	2	
0053.MRK421	270	04:29	11:04:27.4	+38:12:32	300	90	3.0	#6 AGN Monitor	2	
0054.MRK421	270	04:34	11:04:27.4	+38:12:32	300	90	3.0	#6 AGN Monitor	2	
0055.COMP	10	04:39	11:04:27.4	+38:12:32	300	90	3.0	#6 AGN Monitor	2	
0056.Feige34	210	04:40	10:39:36.7	+43:06:09	300	90	3.0	#56 Spectropho	2	
0057.COMP	10	04:44	10:39:36.7	+43:06:09	300	90	3.0	#56 Spectropho	2	
0058.WCom	720	04:47	12:21:31.7	+28:13:59	300	90	3.0	#6 AGN Monitor	2	
0059.COMP	10	04:59	12:21:31.7	+28:13:59	300	90	3.0	#6 AGN Monitor	2	
0060.sn2009do	709	05:03	12:34:58.3	+50:51:04	300	0	3.0	#2 SN Observat	2	

UT Date 2009-05-03 Observers P BerlindColl. Focus 1310 Grating/Grism 300

File	Exp Time	UT Start	RA	Dec	Gr.	P.A.	Slit	Program	Bin	Comments
0061.COMP	10	05:15	12:34:58.3	+50:51:04	300	0	3.0	#2 SN Observat	2	
0062.RWHya	2	06:57	13:34:18.0	-25:22:51	300	0	3.0	#12 Symbiotic	2	
0063.RWHya	6	06:57	13:34:18.0	-25:22:51	300	0	3.0	#12 Symbiotic	2	
0064.RWHya	15	06:58	13:34:18.0	-25:22:51	300	0	3.0	#12 Symbiotic	2	
0065.RWHya	15	06:58	13:34:18.0	-25:22:51	300	0	3.0	#12 Symbiotic	2	
0066.COMP	10	06:59	13:34:18.0	-25:22:51	300	0	3.0	#12 Symbiotic	2	
0067.BIAS	0	07:13	15:51:12.1	+25:42:28	300	89	3.0	#57 Velocity S	2	
0068.sn2009dc	1800	07:14	15:51:12.1	+25:42:28	300	89	3.0	#57 Velocity S	2	
0069.COMP	10	07:45	15:51:12.1	+25:42:28	300	89	3.0	#57 Velocity S	2	
0070.BDp262606	75	07:47	14:49:02.4	+25:42:09	300	89	3.0	#56 Spectropho	2	
0071.BDp262606	75	07:49	14:49:02.4	+25:42:09	300	89	3.0	#56 Spectropho	2	
0072.BDp262606	75	07:51	14:49:02.4	+25:42:09	300	89	3.0	#56 Spectropho	2	
0073.COMP	10	07:52	14:49:02.4	+25:42:09	300	89	3.0	#56 Spectropho	2	
0074.BDp332642	150	07:53	15:51:59.9	+32:56:54	300	89	3.0	#56 Spectropho	2	
0075.COMP	10	07:56	15:51:59.9	+32:56:54	300	89	3.0	#56 Spectropho	2	
0076.bhvs088	1500	08:03	14:05:51.6	-12:03:25	600	26	2.0	#182 Runaway B	4	
0077.COMP	10	08:28	14:05:51.6	-12:03:25	600	26	2.0	#182 Runaway B	4	
0078.bhvs089	1389	08:30	14:06:10.9	-11:04:45	600	26	2.0	#182 Runaway B	4	
0079.COMP	10	08:54	14:06:10.9	-11:04:45	600	26	2.0	#182 Runaway B	4	
0080.bhvs098	1200	08:56	14:44:29.1	+08:33:05	600	45	2.0	#182 Runaway B	4	

UT Date 2009-05-03 Observers P BerlindColl. Focus 1310 Grating/Grism 300

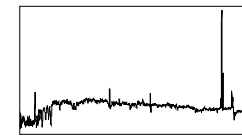
File	Exp Time	UT Start	RA	Dec	Gr.	P.A.	Slit	Program	Bin	Comments
0081.COMP	10	09:16	14:44:29.1	+08:33:05	600	45	2.0	#182 Runaway B	4	
0082.bhvs142	900	09:18	15:33:53.0	+03:14:04	600	45	2.0	#182 Runaway B	4	
0083.COMP	10	09:33	15:33:53.0	+03:14:04	600	45	2.0	#182 Runaway B	4	
0084.bhvs143	1200	09:34	15:38:11.1	+04:49:23	600	45	2.0	#182 Runaway B	4	
0085.COMP	10	09:55	15:38:11.1	+04:49:23	600	45	2.0	#182 Runaway B	4	
0086.bhvs144	1200	09:56	15:39:31.4	+01:54:09	600	45	2.0	#182 Runaway B	4	
0087.COMP	10	10:16	15:39:31.4	+01:54:09	600	45	2.0	#182 Runaway B	4	
0088.bhvs145	960	10:18	15:41:07.7	+05:42:58	600	45	2.0	#182 Runaway B	4	
0089.COMP	10	10:34	15:41:07.7	+05:42:58	600	45	2.0	#182 Runaway B	4	
0090.bhvs146	960	10:35	15:41:26.7	+05:07:00	600	45	2.0	#182 Runaway B	4	
0091.COMP	10	10:52	15:41:26.7	+05:07:00	600	45	2.0	#182 Runaway B	4	
0092.bhvs150	1200	10:53	15:44:09.9	+04:31:24	600	45	2.0	#182 Runaway B	4	
0093.COMP	10	11:14	15:44:09.9	+04:31:24	600	45	2.0	#182 Runaway B	4	
0094.bhvs222	900	11:15	16:30:54.6	+07:15:50	600	45	2.0	#182 Runaway B	4	
0095.COMP	10	11:30	16:30:54.6	+07:15:50	600	45	2.0	#182 Runaway B	4	
0096.bhvs224	715	11:31	16:33:16.0	+12:35:41	600	45	2.0	#182 Runaway B	4	
0097.COMP	10	11:44	16:33:16.0	+12:35:41	600	45	2.0	#182 Runaway B	4	
0098-0107.BIAS	0	11:47	16:33:16.0	+12:35:41	600	90	2.0	#56 Spectropho	4	
0108.FLAT	15	11:47	16:33:16.0	+12:35:41	600	90	2.0	#56 Spectropho	4	
0109-0118.FLAT	12	11:51	16:33:16.0	+12:35:41	600	90	2.0	#56 Spectropho	4	

UT Date 2009-05-03 Observers P BerlindColl. Focus 1310 Grating/Grism 300

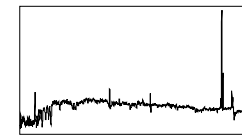
<i>File</i>	<i>Exp Time</i>	<i>UT Start</i>	<i>RA</i>	<i>Dec</i>	<i>Gr.</i>	<i>P.A.</i>	<i>Slit</i>	<i>Program</i>	<i>Bin</i>	<i>Comments</i>
0119.test	24	11:52	16:33:16.0	+12:35:41	600	90	2.0	#56 Spectropho	4	
0120-0128.FLAT	24	11:59	16:33:16.0	+12:35:41	600	90	2.0	#56 Spectropho	4	
0129.BIAS	0	12:01	16:33:16.0	+12:35:41	600	90	2.0	#56 Spectropho	4	
0130-0134.DARK	900	13:02	16:33:16.0	+12:35:41	600	90	2.0	#56 Spectropho	4	

UT Date 2009-05-04 Observers P BerlindColl. Focus 1310 Grating/Grism 300

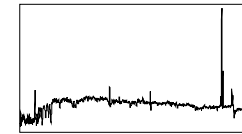
File	Exp Time	UT Start	RA	Dec	Gr.	P.A.	Slit	Program	Bin	Comments
0001.DARK	900	21:02	07:55:00.0	+32:00:00	600	90	2.0	#57 Velocity S	2	bright moon, clouds
0002-0005.DARK	900	22:03	07:45:00.0	+32:00:00	600	90	2.0	#57 Velocity S	2	
0006-0010.DARK	900	23:20	07:45:00.0	+32:00:00	600	90	2.0	#57 Velocity S	4	
0011-0015.DARK	900	00:42	10:00:00.0	+30:00:00	600	90	2.0	#57 Velocity S	2	
0016-0020.DARK	900	01:58	10:00:00.0	+30:00:00	600	90	2.0	#57 Velocity S	4	
0021-0030.BIAS	0	02:15	10:00:00.0	+30:00:00	600	90	2.0	#56 Spectropho	4	
0031-0040.FLAT	12	02:19	10:00:00.0	+30:00:00	600	90	2.0	#56 Spectropho	4	
0041-0050.FLAT	24	02:24	10:00:00.0	+30:00:00	600	90	2.0	#56 Spectropho	4	
0051.bhvs041	1200	03:31	08:30:59.7	+66:24:21	600	90	2.0	#182 Runaway B	4	
0052.COMP	10	03:51	08:30:59.7	+66:24:21	600	90	2.0	#182 Runaway B	4	
0053.BIAS	0	03:54	08:32:13.7	+66:24:01	600	90	2.0	#56 Spectropho	4	
0054.bhvs039	1500	03:57	08:12:22.9	+67:02:45	600	90	2.0	#182 Runaway B	4	
0055.COMP	10	04:24	08:12:22.9	+67:02:45	600	90	2.0	#182 Runaway B	4	
0056.bhvs042	960	04:25	08:42:20.7	+42:55:32	600	90	2.0	#182 Runaway B	4	
0057.COMP	10	04:42	08:42:20.7	+42:55:32	600	90	2.0	#182 Runaway B	4	
0058.test	10	07:05	13:42:18.0	+27:59:22	300	90	3.0	#182 Runaway B	2	
0059.test	10	07:06	13:42:18.0	+27:59:22	300	90	3.0	#182 Runaway B	2	
0060.test	10	07:08	13:42:18.0	+27:59:22	300	90	3.0	#182 Runaway B	2	
0061-0070.BIAS	0	07:13	13:42:18.0	+27:59:22	300	90	3.0	#182 Runaway B	2	
0071-0085.FLAT	7	07:19	13:42:18.0	+27:59:22	300	90	3.0	#182 Runaway B	2	

UT Date 2009-05-04 Observers P BerlindColl. Focus 1310 Grating/Grism 300

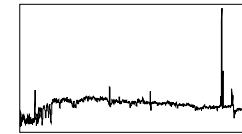
File	Exp Time	UT Start	RA	Dec	Gr.	P.A.	Slit	Program	Bin	Comments
0086.BDp262606	75	07:22	14:49:02.4	+25:42:09	300	90	3.0	#56 Spectropho	2	
0087.BDp262606	75	07:24	14:49:02.4	+25:42:09	300	90	3.0	#56 Spectropho	2	
0088.BDp262606	75	07:25	14:49:02.4	+25:42:09	300	90	3.0	#56 Spectropho	2	
0089.COMP	10	07:27	14:49:02.4	+25:42:09	300	90	3.0	#56 Spectropho	2	
0090.sn2009dc	1800	07:37	15:51:12.1	+25:42:28	300	90	3.0	#2 SN Observat	2	
0091.COMP	10	08:07	15:51:12.1	+25:42:28	300	90	3.0	#2 SN Observat	2	
0092.BDp332642	180	08:08	15:51:59.9	+32:56:54	300	90	3.0	#56 Spectropho	2	
0093.BDp332642	180	08:13	15:51:59.9	+32:56:54	300	90	3.0	#56 Spectropho	2	
0094.COMP	10	08:16	15:51:59.9	+32:56:54	300	90	3.0	#56 Spectropho	2	
0095.AGDra	10	08:19	16:01:41.0	+66:48:10	300	90	3.0	#12 Symbiotic	2	
0096.AGDra	30	08:20	16:01:41.0	+66:48:10	300	90	3.0	#12 Symbiotic	2	
0097.AGDra	90	08:21	16:01:41.0	+66:48:10	300	90	3.0	#12 Symbiotic	2	
0098.COMP	10	08:23	16:01:41.0	+66:48:10	300	90	3.0	#12 Symbiotic	2	
0099.155046.62+482859.0	1	08:35	15:50:46.6	+48:28:59	300	90	3.0	#189 S Dwarfs	2	
0100.155046.62+482859.0	0	08:36	15:50:46.6	+48:28:59	300	90	3.0	#189 S Dwarfs	2	
0101.155046.62+482859.0	3	08:36	15:50:46.6	+48:28:59	300	90	3.0	#189 S Dwarfs	2	
0102.155046.62+482859.0	3	08:37	15:50:46.6	+48:28:59	300	90	3.0	#189 S Dwarfs	2	
0103.COMP	10	08:37	15:50:46.6	+48:28:59	300	90	3.0	#189 S Dwarfs	2	
0104.162136.24+565237.3	1	08:39	16:21:36.2	+56:52:37	300	90	3.0	#189 S Dwarfs	2	
0105.162136.24+565237.3	3	08:39	16:21:36.2	+56:52:37	300	90	3.0	#189 S Dwarfs	2	

UT Date 2009-05-04 Observers P BerlindColl. Focus 1310 Grating/Grism 300

File	Exp Time	UT Start	RA	Dec	Gr.	P.A.	Slit	Program	Bin	Comments
0106.162136.24+565237.3	10	08:40	16:21:36.2	+56:52:37	300	90	3.0	#189 S Dwarfs	2	
0107.162136.24+565237.3	10	08:40	16:21:36.2	+56:52:37	300	90	3.0	#189 S Dwarfs	2	
0108.COMP	10	08:41	16:21:36.2	+56:52:37	300	90	3.0	#189 S Dwarfs	2	
0109.142748.00-030446.9	1	08:45	14:27:48.0	-03:04:47	300	32	3.0	#189 S Dwarfs	2	
0110.142748.00-030446.9	15	08:46	14:27:48.0	-03:04:47	300	32	3.0	#189 S Dwarfs	2	
0111.142748.00-030446.9	15	08:47	14:27:48.0	-03:04:47	300	32	3.0	#189 S Dwarfs	2	
0112.142748.00-030446.9	60	08:47	14:27:48.0	-03:04:47	300	32	3.0	#189 S Dwarfs	2	
0113.COMP	10	08:49	14:27:48.0	-03:04:47	300	32	3.0	#189 S Dwarfs	2	
0114.152932.18+001120.6	15	08:51	15:29:32.2	+00:11:21	300	20	3.0	#189 S Dwarfs	2	
0115.152932.18+001120.6	90	08:52	15:29:32.2	+00:11:21	300	20	3.0	#189 S Dwarfs	2	
0116.152932.18+001120.6	180	08:54	15:29:32.2	+00:11:21	300	20	3.0	#189 S Dwarfs	2	
0117.152932.18+001120.6	300	08:57	15:29:32.2	+00:11:21	300	20	3.0	#189 S Dwarfs	2	
0118.COMP	10	09:03	15:29:32.2	+00:11:21	300	20	3.0	#189 S Dwarfs	2	
0119.163703.14+072220.7	2	09:07	16:37:03.1	+07:22:21	300	1	3.0	#189 S Dwarfs	2	
0120.163703.14+072220.7	10	09:08	16:37:03.1	+07:22:21	300	1	3.0	#189 S Dwarfs	2	
0121.163703.14+072220.7	30	09:09	16:37:03.1	+07:22:21	300	1	3.0	#189 S Dwarfs	2	
0122.163703.14+072220.7	90	09:10	16:37:03.1	+07:22:21	300	1	3.0	#189 S Dwarfs	2	
0123.COMP	10	09:12	16:37:03.1	+07:22:21	300	1	3.0	#189 S Dwarfs	2	
0124.170646.61-020103.9	30	09:13	17:06:46.6	-02:01:04	300	1	3.0	#189 S Dwarfs	2	
0125.170646.61-020103.9	90	09:14	17:06:46.6	-02:01:04	300	1	3.0	#189 S Dwarfs	2	

UT Date 2009-05-04 Observers P BerlindColl. Focus 1310 Grating/Grism 300

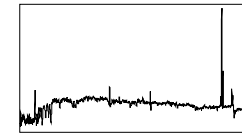
File	Exp Time	UT Start	RA	Dec	Gr.	P.A.	Slit	Program	Bin	Comments
0126.170646.61-020103.9	300	09:16	17:06:46.6	-02:01:04	300	1	3.0	#189 S Dwarfs	2	
0127.COMP	10	09:21	17:06:46.6	-02:01:04	300	1	3.0	#189 S Dwarfs	2	
0128.172207.1+234903	10	09:24	17:22:07.1	+23:49:03	300	1	3.0	#189 S Dwarfs	2	
0129.172207.1+234903	30	09:25	17:22:07.1	+23:49:03	300	1	3.0	#189 S Dwarfs	2	
0130.172207.1+234903	120	09:26	17:22:07.1	+23:49:03	300	1	3.0	#189 S Dwarfs	2	
0131.COMP	10	09:28	17:22:07.1	+23:49:03	300	1	3.0	#189 S Dwarfs	2	
0132.174900.6+214236	90	09:30	17:49:00.7	+21:42:36	300	1	3.0	#189 S Dwarfs	2	
0133.174900.6+214236	180	09:32	17:49:00.7	+21:42:36	300	1	3.0	#189 S Dwarfs	2	
0134.COMP	10	09:36	17:49:00.7	+21:42:36	300	1	3.0	#189 S Dwarfs	2	
0135.172448.1+335508	90	09:38	17:24:48.2	+33:55:08	300	1	3.0	#189 S Dwarfs	2	
0136.172448.1+335508	300	09:40	17:24:48.2	+33:55:08	300	1	3.0	#189 S Dwarfs	2	
0137.COMP	10	09:45	17:24:48.2	+33:55:08	300	1	3.0	#189 S Dwarfs	2	
0138.183735.7+431523	90	09:47	18:37:35.7	+43:15:24	300	1	3.0	#189 S Dwarfs	2	
0139.183735.7+431523	240	09:49	18:37:35.7	+43:15:24	300	1	3.0	#189 S Dwarfs	2	
0140.COMP	10	09:53	18:37:35.7	+43:15:24	300	1	3.0	#189 S Dwarfs	2	
0141.185130.1+485442	180	09:55	18:51:30.1	+48:54:43	300	55	3.0	#189 S Dwarfs	2	
0142.185130.1+485442	900	09:59	18:51:30.1	+48:54:43	300	55	3.0	#189 S Dwarfs	2	
0143.COMP	10	10:14	18:51:30.1	+48:54:43	300	55	3.0	#189 S Dwarfs	2	
0144.193722.8+671119	10	10:19	19:37:22.8	+67:11:20	300	38	3.0	#189 S Dwarfs	2	peculiar
0145.193722.8+671119	30	10:19	19:37:22.8	+67:11:20	300	38	3.0	#189 S Dwarfs	2	

UT Date 2009-05-04 Observers P BerlindColl. Focus 1310 Grating/Grism 300

File	Exp Time	UT Start	RA	Dec	Gr.	P.A.	Slit	Program	Bin	Comments
0146.193722.8+671119	30	10:20	19:37:22.8	+67:11:20	300	38	3.0	#189 S Dwarfs	2	
0147.193722.8+671119	10	10:21	19:37:22.8	+67:11:20	300	38	3.0	#189 S Dwarfs	2	
0148.193722.8+671119	120	10:21	19:37:22.8	+67:11:20	300	38	3.0	#189 S Dwarfs	2	
0149.COMP	10	10:24	19:37:22.8	+67:11:20	300	38	3.0	#189 S Dwarfs	2	
0150.PNO2	1200	10:30	18:53:21.8	+05:56:42	300	0	3.0	#157 IPHAS	2	very faint red object in there
0151.COMP	10	10:50	18:53:21.8	+05:56:42	300	0	3.0	#157 IPHAS	2	
0152.RSOph	30	10:54	17:50:13.0	-06:42:30	300	0	3.0	#12 Symbiotic	2	
0153.RSOph	60	10:55	17:50:13.0	-06:42:30	300	0	3.0	#12 Symbiotic	2	
0154.RSOph	5	10:56	17:50:13.0	-06:42:30	300	0	3.0	#12 Symbiotic	2	
0155.RSOph	10	10:57	17:50:13.0	-06:42:30	300	0	3.0	#12 Symbiotic	2	
0156.COMP	10	10:57	17:50:13.0	-06:42:30	300	0	3.0	#12 Symbiotic	2	
0157.AS270	60	10:58	18:05:33.7	-20:20:38	300	0	3.0	#12 Symbiotic	2	
0158.AS270	180	11:00	18:05:33.7	-20:20:38	300	0	3.0	#12 Symbiotic	2	
0159.AS270	360	11:03	18:05:33.7	-20:20:38	300	0	3.0	#12 Symbiotic	2	
0160.COMP	10	11:10	18:05:33.7	-20:20:38	300	0	3.0	#12 Symbiotic	2	
0161.Hen1591	150	11:11	18:07:32.0	-25:53:43	300	0	3.0	#12 Symbiotic	2	
0162.Hen1591	300	11:14	18:07:32.0	-25:53:43	300	0	3.0	#12 Symbiotic	2	
0163.COMP	10	11:19	18:07:32.0	-25:53:43	300	0	3.0	#12 Symbiotic	2	
0164.AS281	90	11:20	18:10:44.0	-27:57:57	300	0	3.0	#12 Symbiotic	2	
0165.AS281	360	11:22	18:10:44.0	-27:57:57	300	0	3.0	#12 Symbiotic	2	

UT Date 2009-05-04 Observers P BerlindColl. Focus 1310 Grating/Grism 300

File	Exp Time	UT Start	RA	Dec	Gr.	P.A.	Slit	Program	Bin	Comments
0166.COMP	10	11:29	18:10:44.0	-27:57:57	300	0	3.0	#12 Symbiotic	2	
0167.AS289	20	11:30	18:12:22.0	-11:40:08	300	0	3.0	#12 Symbiotic	2	
0168.AS289	45	11:31	18:12:22.0	-11:40:08	300	0	3.0	#12 Symbiotic	2	
0169.AS289	150	11:32	18:12:22.0	-11:40:08	300	0	3.0	#12 Symbiotic	2	
0170.COMP	10	11:35	18:12:22.0	-11:40:08	300	0	3.0	#12 Symbiotic	2	
0171.YYHer	15	11:37	18:14:34.0	+20:59:19	300	0	3.0	#12 Symbiotic	2	
0172.YYHer	60	11:37	18:14:34.0	+20:59:19	300	0	3.0	#12 Symbiotic	2	
0173.YYHer	120	11:38	18:14:34.0	+20:59:19	300	0	3.0	#12 Symbiotic	2	
0174.COMP	10	11:41	18:14:34.0	+20:59:19	300	0	3.0	#12 Symbiotic	2	
0175.HD187796	1	11:42	19:50:34.0	+32:54:53	300	0	3.0	#189 S Dwarfs	2	
0176.HD187796	5	11:43	19:50:34.0	+32:54:53	300	0	3.0	#189 S Dwarfs	2	
0177.HD187796	15	11:43	19:50:34.0	+32:54:53	300	0	3.0	#189 S Dwarfs	2	
0178.COMP	10	11:44	19:50:34.0	+32:54:53	300	0	3.0	#189 S Dwarfs	2	
0179.HD185456	10	11:45	19:36:49.0	+50:11:59	300	0	3.0	#189 S Dwarfs	2	
0180.HD185456	30	11:45	19:36:49.0	+50:11:59	300	0	3.0	#189 S Dwarfs	2	
0181.COMP	10	11:46	19:36:49.0	+50:11:59	300	0	3.0	#189 S Dwarfs	2	
0182-0191.BIAS	0	11:50	19:36:49.0	+50:11:59	300	88	3.0	#182 Runaway B	2	
0192-0206.FLAT	7	11:56	19:36:49.0	+50:11:59	300	88	3.0	#182 Runaway B	2	
0207-0211.DARK	900	13:05	19:36:49.0	+50:11:59	300	88	3.0	#182 Runaway B	2	

UT Date 2009-05-05 Observers M CalkinsColl. Focus 1310 Grating/Grism 300

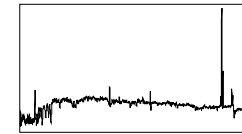
File	Exp Time	UT Start	RA	Dec	Gr.	P.A.	Slit	Program	Bin	Comments
0001-0007.DARK	900	02:22	08:17:10.7	+31:32:07	300	88	3.0	#182 Runaway B	4	
0008-0017.BIAS	0	02:41	08:17:10.7	+31:32:07	600	88	2.0	#182 Runaway B	4	
0018-0037.FLAT	12	02:50	08:17:10.7	+31:32:07	600	88	2.0	#182 Runaway B	4	
0038.bhvs045	1200	03:04	09:43:24.0	+80:32:21	600	88	2.0	#182 Runaway B	4	lots of clodus
0039.COMP	10	03:24	09:43:24.0	+80:32:21	600	88	2.0	#182 Runaway B	4	
0040.bhvs067	720	05:34	12:42:03.3	+21:26:04	600	88	2.0	#182 Runaway B	4	through clouds
0041.COMP	10	05:53	12:42:03.3	+21:26:04	600	88	2.0	#182 Runaway B	4	
0042.bhvs078	1260	05:58	13:42:18.0	+27:59:22	600	88	2.0	#182 Runaway B	4	through clouds
0043.COMP	10	06:20	13:42:18.0	+27:59:22	600	88	2.0	#182 Runaway B	4	
0044.BDp332642	420	06:23	15:51:59.9	+32:56:54	600	88	2.0	#56 Spectropho	4	
0045.COMP	10	06:30	15:51:59.9	+32:56:54	600	88	2.0	#56 Spectropho	4	
0046.FLAT	7	06:53	15:51:59.9	+32:56:54	300	88	3.0	#56 Spectropho	2	combo setup
0047-0065.FLAT	7	06:59	15:51:59.9	+32:56:54	300	88	3.0	#56 Spectropho	2	
0066-0075.BIAS	0	08:16	15:51:59.9	+32:56:54	300	88	3.0	#56 Spectropho	2	
0076.BDp332642	150	09:19	15:51:59.9	+32:56:54	300	88	3.0	#56 Spectropho	2	
0077.COMP	10	09:22	15:51:59.9	+32:56:54	300	88	3.0	#56 Spectropho	2	
0078.sn2009dc	1800	09:26	15:51:12.1	+25:42:28	300	63	3.0	#2 SN Observat	2	
0079.COMP	10	09:56	15:51:12.1	+25:42:28	300	63	3.0	#2 SN Observat	2	
0080.TCrB	15	09:58	15:59:30.0	+25:55:12	300	90	3.0	#12 Symbiotic	2	
0081.TCrB	60	09:58	15:59:30.0	+25:55:12	300	90	3.0	#12 Symbiotic	2	

UT Date 2009-05-05 Observers M CalkinsColl. Focus 1310 Grating/Grism 300

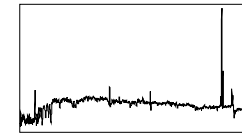
File	Exp Time	UT Start	RA	Dec	Gr.	P.A.	Slit	Program	Bin	Comments
0082.COMP	10	10:00	15:59:30.0	+25:55:12	300	90	3.0	#12 Symbiotic	2	
0083.AGDra	10	10:02	16:01:41.0	+66:48:10	300	90	3.0	#12 Symbiotic	2	
0084.AGDra	60	10:03	16:01:41.0	+66:48:10	300	90	3.0	#12 Symbiotic	2	
0085.COMP	10	10:04	16:01:41.0	+66:48:10	300	90	3.0	#12 Symbiotic	2	
0086.AS210	5	10:08	16:51:20.3	-26:00:33	300	90	3.0	#12 Symbiotic	2	
0087.AS210	360	10:09	16:51:20.3	-26:00:33	300	90	3.0	#12 Symbiotic	2	
0088.COMP	10	10:16	16:51:20.3	-26:00:33	300	90	3.0	#12 Symbiotic	2	
0089.Hen1341	12	10:18	17:08:36.0	-17:26:30	300	90	3.0	#12 Symbiotic	2	
0090.Hen1341	30	10:19	17:08:36.0	-17:26:30	300	90	3.0	#12 Symbiotic	2	
0091.Hen1341	60	10:20	17:08:36.0	-17:26:30	300	90	3.0	#12 Symbiotic	2	
0092.COMP	10	10:22	17:08:36.0	-17:26:30	300	90	3.0	#12 Symbiotic	2	
0093.DracoC1	1800	10:29	17:19:58.0	+57:50:06	300	90	3.0	#12 Symbiotic	2	
0094.COMP	10	11:00	17:19:58.0	+57:50:06	300	90	3.0	#12 Symbiotic	2	
0095.RSOph	10	11:03	17:50:13.0	-06:42:30	300	90	3.0	#12 Symbiotic	2	
0096.RSOph	60	11:03	17:50:13.0	-06:42:30	300	90	3.0	#12 Symbiotic	2	
0097.RSOph	150	11:05	17:50:13.0	-06:42:30	300	90	3.0	#12 Symbiotic	2	
0098.COMP	10	11:08	17:50:13.0	-06:42:30	300	90	3.0	#12 Symbiotic	2	
0099.AS270	10	11:10	18:05:33.7	-20:20:38	300	90	3.0	#12 Symbiotic	2	
0100.AS270	60	11:11	18:05:33.7	-20:20:38	300	90	3.0	#12 Symbiotic	2	
0101.AS270	300	11:12	18:05:33.7	-20:20:38	300	90	3.0	#12 Symbiotic	2	

UT Date 2009-05-05 Observers M CalkinsColl. Focus 1310 Grating/Grism 300

File	Exp Time	UT Start	RA	Dec	Gr.	P.A.	Slit	Program	Bin	Comments
0102.COMP	10	11:18	18:05:33.7	-20:20:38	300	90	3.0	#12 Symbiotic	2	
0103.Hen1591	120	11:20	18:07:32.0	-25:53:43	300	90	3.0	#12 Symbiotic	2	
0104.Hen1591	300	11:23	18:07:32.0	-25:53:43	300	90	3.0	#12 Symbiotic	2	
0105.COMP	10	11:28	18:07:32.0	-25:53:43	300	90	3.0	#12 Symbiotic	2	
0106.AS281	60	11:30	18:10:44.0	-27:57:57	300	90	3.0	#12 Symbiotic	2	row=92
0107.AS281	360	11:31	18:10:44.0	-27:57:57	300	90	3.0	#12 Symbiotic	2	
0108.COMP	10	11:37	18:10:44.0	-27:57:57	300	90	3.0	#12 Symbiotic	2	
0109.AS296	30	11:39	18:15:07.0	-00:18:52	300	90	3.0	#12 Symbiotic	2	
0110.AS296	120	11:40	18:15:07.0	-00:18:52	300	90	3.0	#12 Symbiotic	2	
0111.COMP	10	11:42	18:15:07.0	-00:18:52	300	90	3.0	#12 Symbiotic	2	
0112.BDp174708	70	11:45	22:11:31.4	+18:05:34	300	109	3.0	#56 Spectropho	2	
0113.COMP	10	11:47	22:11:31.4	+18:05:34	300	109	3.0	#56 Spectropho	2	
0114.BDp284211	90	11:48	21:51:11.0	+28:51:50	300	109	3.0	#56 Spectropho	2	
0115.COMP	10	11:50	21:51:11.0	+28:51:50	300	109	3.0	#56 Spectropho	2	
0116-0125.BIAS	0	11:58	21:51:11.0	+28:51:50	300	91	3.0	#56 Spectropho	2	
0126-0145.FLAT	7	12:06	21:51:11.0	+28:51:50	300	91	3.0	#56 Spectropho	2	
0146-0155.DARK	900	14:27	21:51:11.0	+28:51:50	300	91	3.0	#56 Spectropho	2	

UT Date 2009-05-20 Observers M CalkinsColl. Focus 1310 Grating/Grism 300

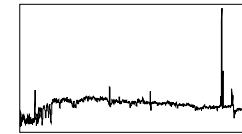
File	Exp Time	UT Start	RA	Dec	Gr.	P.A.	Slit	Program	Bin	Comments
0001-0002.BIAS	0	21:24	05:49:16.0	+31:30:20	300	90	3.0	#56 Spectropho	1	
0003.COMP	12	21:25	05:49:16.0	+31:30:20	300	90	3.0	#56 Spectropho	1	
0004.COMP	12	21:30	05:49:16.0	+31:30:20	300	90	3.0	#56 Spectropho	1	
0005.COMP	5	21:41	05:49:16.0	+31:30:20	300	90	3.0	#56 Spectropho	2	
0006.COMP	5	21:46	05:49:16.0	+31:30:20	300	90	3.0	#56 Spectropho	2	
0007.COMP	5	21:50	05:49:16.0	+31:30:20	300	90	3.0	#56 Spectropho	2	
0008.COMP	5	21:59	05:49:16.0	+31:30:20	300	90	3.0	#56 Spectropho	2	
0009.COMP	5	22:10	05:49:16.0	+31:30:20	300	90	3.0	#56 Spectropho	2	
0010.COMP	5	22:12	05:49:16.0	+31:30:20	300	90	3.0	#56 Spectropho	2	
0011.COMP	5	22:14	05:49:16.0	+31:30:20	300	90	3.0	#56 Spectropho	2	
0012.COMP	10	22:29	05:49:16.0	+31:30:20	300	90	3.0	#56 Spectropho	2	
0013.COMP	10	22:33	05:49:16.0	+31:30:20	300	90	3.0	#56 Spectropho	2	
0014.COMP	10	22:36	05:49:16.0	+31:30:20	300	90	3.0	#56 Spectropho	2	
0015.COMP	10	22:40	05:49:16.0	+31:30:20	300	90	3.0	#56 Spectropho	2	
0016.COMP	10	22:53	05:49:16.0	+31:30:20	300	90	3.0	#56 Spectropho	2	
0017.COMP	10	23:03	05:49:16.0	+31:30:20	300	90	3.0	#56 Spectropho	2	
0018.COMP	10	23:11	05:49:16.0	+31:30:20	300	90	3.0	#56 Spectropho	2	still aligning
0019.COMP	10	23:19	05:49:16.0	+31:30:20	300	90	3.0	#56 Spectropho	2	
0020.COMP	10	23:23	05:49:16.0	+31:30:20	300	90	3.0	#56 Spectropho	2	
0021-0025.DARK	900	01:03	05:49:16.0	+31:30:20	300	90	3.0	#56 Spectropho	2	

UT Date 2009-05-20 Observers M CalkinsColl. Focus 1310 Grating/Grism 300

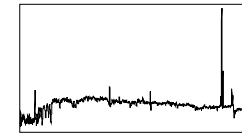
<i>File</i>	<i>Exp Time</i>	<i>UT Start</i>	<i>RA</i>	<i>Dec</i>	<i>Gr.</i>	<i>P.A.</i>	<i>Slit</i>	<i>Program</i>	<i>Bin</i>	<i>Comments</i>
0026-0035.BIAS	0	01:23	05:49:16.0	+31:30:20	300	90	3.0	#56 Spectropho	4	
0036-0045.FLAT	4	01:25	05:49:16.0	+31:30:20	300	90	3.0	#56 Spectropho	4	
0046-0055.BIAS	0	01:27	05:49:16.0	+31:30:20	300	90	3.0	#56 Spectropho	2	
0056-0070.FLAT	7	01:31	05:49:16.0	+31:30:20	300	90	3.0	#56 Spectropho	2	
0071-0077.DARK	900	08:05	05:49:16.0	+31:30:20	300	81	3.0	#56 Spectropho	2	
0078-0087.BIAS	0	08:37	05:49:16.0	+31:30:20	300	81	3.0	#56 Spectropho	2	
0088-0089.DARK	900	08:56	05:49:16.0	+31:30:20	300	81	3.0	#56 Spectropho	2	
0090-0099.BIAS	0	09:18	05:49:16.0	+31:30:20	300	81	3.0	#56 Spectropho	4	
0100-0109.FLAT	4	09:20	05:49:16.0	+31:30:20	300	81	3.0	#56 Spectropho	4	
0110-0119.BIAS	0	09:22	05:49:16.0	+31:30:20	300	81	3.0	#56 Spectropho	2	
0120-0134.FLAT	7	09:26	05:49:16.0	+31:30:20	300	81	3.0	#56 Spectropho	2	
0135-0139.DARK	900	10:36	05:49:16.0	+31:30:20	300	81	3.0	#56 Spectropho	2	

UT Date 2009-05-21 Observers Peter ChallisColl. Focus 1310 Grating/Grism 300

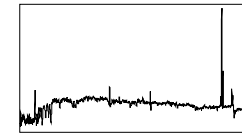
<i>File</i>	<i>Exp Time</i>	<i>UT Start</i>	<i>RA</i>	<i>Dec</i>	<i>Gr.</i>	<i>P.A.</i>	<i>Slit</i>	<i>Program</i>	<i>Bin</i>	<i>Comments</i>
0001.BIAS	0	01:43	05:49:16.0	+31:30:20	300	81	3.0	#56 Spectropho	2	
0002-0011.BIAS	0	01:51	05:49:16.0	+31:30:20	300	81	3.0	#56 Spectropho	4	
0012-0021.FLAT	4	01:53	05:49:16.0	+31:30:20	300	81	3.0	#56 Spectropho	4	
0022-0031.BIAS	0	01:55	05:49:16.0	+31:30:20	300	81	3.0	#56 Spectropho	2	
0032-0046.FLAT	7	01:59	05:49:16.0	+31:30:20	300	81	3.0	#56 Spectropho	2	
0047-0056.DARK	900	04:19	05:49:16.0	+31:30:20	300	81	3.0	#56 Spectropho	2	
0057-0066.BIAS	0	08:54	05:49:16.0	+31:30:20	300	81	3.0	#56 Spectropho	4	
0067-0076.FLAT	4	08:55	05:49:16.0	+31:30:20	300	81	3.0	#56 Spectropho	4	
0077-0086.BIAS	0	08:57	05:49:16.0	+31:30:20	300	81	3.0	#56 Spectropho	2	
0087-0101.FLAT	7	09:02	05:49:16.0	+31:30:20	300	81	3.0	#56 Spectropho	2	
0102-0116.DARK	900	12:37	05:49:16.0	+31:30:20	300	81	3.0	#56 Spectropho	2	

UT Date 2009-05-22 Observers Peter ChallisColl. Focus 1310 Grating/Grism 300

<i>File</i>	<i>Exp Time</i>	<i>UT Start</i>	<i>RA</i>	<i>Dec</i>	<i>Gr.</i>	<i>P.A.</i>	<i>Slit</i>	<i>Program</i>	<i>Bin</i>	<i>Comments</i>
0001-0002.BIAS	0	22:43	05:49:16.0	+31:30:20	300	81	3.0	#56 Spectropho	2	
0003.COMP	10	22:44	05:49:16.0	+31:30:20	300	81	3.0	#56 Spectropho	2	

UT Date 2009-05-23 Observers Peter ChallisColl. Focus 1310 Grating/Grism 300

File	Exp Time	UT Start	RA	Dec	Gr.	P.A.	Slit	Program	Bin	Comments
0001.BIAS	0	03:22	12:00:26.1	+31:33:42	300	89	3.0	#56 Spectropho	2	
0002.COMP	10	03:23	12:00:26.1	+31:33:42	300	89	3.0	#56 Spectropho	2	
0003.COMP	10	03:25	12:00:26.1	+31:33:42	300	89	3.0	#56 Spectropho	2	
0004.COMP	10	03:28	12:00:26.1	+31:33:42	300	89	3.0	#56 Spectropho	2	
0005.COMP	10	03:30	12:00:26.1	+31:33:42	300	89	3.0	#56 Spectropho	2	
0006.COMP	10	03:34	12:00:26.1	+31:33:42	300	89	3.0	#56 Spectropho	2	
0007.COMP	10	03:36	12:00:26.1	+31:33:42	300	89	3.0	#56 Spectropho	2	
0008-0017.BIAS	0	04:19	12:00:26.1	+31:33:42	300	89	3.0	#56 Spectropho	4	
0018-0027.FLAT	4	04:20	12:00:26.1	+31:33:42	300	89	3.0	#56 Spectropho	4	
0028-0037.BIAS	0	04:22	12:00:26.1	+31:33:42	300	89	3.0	#56 Spectropho	2	
0038-0052.FLAT	7	04:27	12:00:26.1	+31:33:42	300	89	3.0	#56 Spectropho	2	
0053.HZ44	60	04:37	13:23:35.3	+36:07:59	300	70	3.0	#56 Spectropho	2	
0054.COMP	10	04:39	13:23:35.3	+36:07:59	300	70	3.0	#56 Spectropho	2	
0055.HZ44	180	04:40	13:23:35.3	+36:07:59	300	70	3.0	#56 Spectropho	2	
0056.COMP	10	04:43	13:23:35.3	+36:07:59	300	70	3.0	#56 Spectropho	2	
0057.BDp262606	60	04:48	14:49:02.4	+25:42:09	300	70	3.0	#56 Spectropho	2	
0058.COMP	10	04:49	14:49:02.4	+25:42:09	300	70	3.0	#56 Spectropho	2	
0059.BDp262606	60	04:50	14:49:02.4	+25:42:09	300	70	3.0	#56 Spectropho	2	
0060.COMP	10	04:52	14:49:02.4	+25:42:09	300	70	3.0	#56 Spectropho	2	
0061-0064.DARK	900	06:19	15:51:12.1	+25:42:28	300	109	3.0	#2 SN Observat	2	

UT Date 2009-05-23 Observers Peter ChallisColl. Focus 1310 Grating/Grism 300

<i>File</i>	<i>Exp Time</i>	<i>UT Start</i>	<i>RA</i>	<i>Dec</i>	<i>Gr.</i>	<i>P.A.</i>	<i>Slit</i>	<i>Program</i>	<i>Bin</i>	<i>Comments</i>
0065.sn2009dc	816	06:50	15:51:12.1	+25:42:28	300	109	3.0	#2 SN Observat	2	
0066.COMP	10	07:04	15:51:12.1	+25:42:28	300	109	3.0	#2 SN Observat	2	
0067.sn2009dc	1800	07:05	15:51:12.1	+25:42:28	300	109	3.0	#2 SN Observat	2	
0068.COMP	10	07:35	15:51:12.1	+25:42:28	300	109	3.0	#2 SN Observat	2	
0069.sn2009dc	474	07:45	15:51:12.1	+25:42:28	300	109	3.0	#2 SN Observat	2	
0070.COMP	10	07:53	15:51:12.1	+25:42:28	300	109	3.0	#2 SN Observat	2	
0071-0080.BIAS	0	09:12	15:51:12.1	+25:42:28	300	109	3.0	#56 Spectropho	4	
0081-0090.FLAT	4	09:13	15:51:12.1	+25:42:28	300	109	3.0	#56 Spectropho	4	
0091-0100.BIAS	0	09:15	15:51:12.1	+25:42:28	300	109	3.0	#56 Spectropho	2	
0101-0115.FLAT	7	09:20	15:51:12.1	+25:42:28	300	109	3.0	#56 Spectropho	2	
0116-0130.DARK	900	13:55	15:51:12.1	+25:42:28	300	90	3.0	#2 SN Observat	2	

UT Date 2009-05-24 Observers Sumin TangColl. Focus 1310 Grating/Grism 300

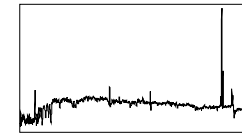
File	Exp Time	UT Start	RA	Dec	Gr.	P.A.	Slit	Program	Bin	Comments
0001-0007.DARK	900	21:21	15:51:12.1	+25:42:28	300	90	3.0	#2 SN Observat	2	
0008.BIAS	0	21:39	15:51:12.1	+25:42:28	300	90	3.0	#2 SN Observat	2	
0009.COMP	10	02:05	15:51:12.1	+25:42:28	300	90	3.0	#2 SN Observat	2	
0010-0019.BIAS	0	02:07	15:51:12.1	+25:42:28	300	90	3.0	#2 SN Observat	2	
0020-0039.FLAT	7	02:14	15:51:12.1	+25:42:28	300	90	3.0	#2 SN Observat	2	
0040.C114752.1+273711	600	03:53	11:47:52.2	+27:37:11	300	90	3.0	#188 Dwarf C S	2	
0041.COMP	10	04:08	11:47:52.2	+27:37:11	300	90	3.0	#188 Dwarf C S	2	
0042.C114251.1+310010	600	04:16	11:42:51.1	+31:00:10	300	90	3.0	#188 Dwarf C S	2	
0043.COMP	10	04:27	11:42:51.1	+31:00:10	300	90	3.0	#188 Dwarf C S	2	
0044.N1232003116	400	04:36	13:29:12.3	+01:53:44	300	90	3.0	#184 M44 Varia	2	
0045.COMP	10	04:45	13:29:12.3	+01:53:44	300	90	3.0	#184 M44 Varia	2	
0046.N123113090	10	04:48	12:39:09.3	+16:28:42	300	90	3.0	#184 M44 Varia	2	
0047.COMP	10	04:48	12:39:09.3	+16:28:42	300	90	3.0	#184 M44 Varia	2	
0048.S200021288	300	04:52	12:28:33.2	-01:02:22	300	90	3.0	#184 M44 Varia	2	
0049.COMP	10	04:59	12:28:33.2	-01:02:22	300	90	3.0	#184 M44 Varia	2	
0050.C140800.0+223711	600	05:03	14:08:00.0	+22:37:12	300	90	3.0	#188 Dwarf C S	2	
0051.COMP	10	05:16	14:08:00.0	+22:37:12	300	90	3.0	#188 Dwarf C S	2	
0052.C141033.9+315208	750	05:19	14:10:33.9	+31:52:09	300	90	3.0	#188 Dwarf C S	2	
0053.COMP	10	05:37	14:10:33.9	+31:52:09	300	90	3.0	#188 Dwarf C S	2	
0054.C141046.3+302008	800	05:39	14:10:46.3	+30:20:08	300	90	3.0	#188 Dwarf C S	2	

UT Date 2009-05-24 Observers Sumin TangColl. Focus 1310 Grating/Grism 300

File	Exp Time	UT Start	RA	Dec	Gr.	P.A.	Slit	Program	Bin	Comments
0055.COMP	10	05:53	14:10:46.3	+30:20:08	300	90	3.0	#188 Dwarf C S	2	
0056.C141109.7+172511	750	05:56	14:11:09.7	+17:25:11	300	90	3.0	#188 Dwarf C S	2	
0057.COMP	10	06:12	14:11:09.7	+17:25:11	300	90	3.0	#188 Dwarf C S	2	
0058.C141925.2+182330	800	06:14	14:19:25.2	+18:23:30	300	90	3.0	#188 Dwarf C S	2	
0059.COMP	10	06:28	14:19:25.2	+18:23:30	300	90	3.0	#188 Dwarf C S	2	
0060.BDp262606	60	06:32	14:49:02.4	+25:42:09	300	90	3.0	#56 Spectropho	2	
0061.BDp262606	60	06:33	14:49:02.4	+25:42:09	300	90	3.0	#56 Spectropho	2	
0062.BDp262606	60	06:34	14:49:02.4	+25:42:09	300	90	3.0	#56 Spectropho	2	
0063.COMP	10	06:36	14:49:02.4	+25:42:09	300	90	3.0	#56 Spectropho	2	
0064.BDp332642	120	06:39	15:51:59.9	+32:56:54	300	90	3.0	#56 Spectropho	2	
0065.BDp332642	120	06:41	15:51:59.9	+32:56:54	300	90	3.0	#56 Spectropho	2	
0066.BDp332642	120	06:43	15:51:59.9	+32:56:54	300	90	3.0	#56 Spectropho	2	
0067.COMP	10	06:46	15:51:59.9	+32:56:54	300	90	3.0	#56 Spectropho	2	
0068.sn2009dc	1800	06:57	15:51:12.1	+25:42:28	300	-21	3.0	#2 SN Observat	2	
0069.sn2009dc	1800	07:27	15:51:12.1	+25:42:28	300	-21	3.0	#2 SN Observat	2	
0070.COMP	10	07:58	15:51:12.1	+25:42:28	300	-21	3.0	#2 SN Observat	2	
0071.C170331.2+443332	750	08:06	17:03:31.2	+44:33:32	300	90	3.0	#188 Dwarf C S	2	
0072.COMP	10	08:20	17:03:31.2	+44:33:32	300	90	3.0	#188 Dwarf C S	2	
0073.MRK501	180	08:28	16:53:52.1	+39:45:36	300	90	3.0	#6 AGN Monitor	2	
0074.MRK501	180	08:31	16:53:52.1	+39:45:36	300	90	3.0	#6 AGN Monitor	2	

UT Date 2009-05-24 Observers Sumin TangColl. Focus 1310 Grating/Grism 300

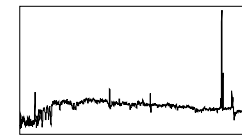
File	Exp Time	UT Start	RA	Dec	Gr.	P.A.	Slit	Program	Bin	Comments
0075.COMP	10	08:36	16:53:52.1	+39:45:36	300	90	3.0	#6 AGN Monitor	2	
0076.C170726.8+243246	800	08:43	17:07:26.8	+24:32:46	300	90	3.0	#188 Dwarf C S	2	
0077.COMP	10	08:57	17:07:26.8	+24:32:46	300	90	3.0	#188 Dwarf C S	2	
0078.C170912.5+094927	800	09:00	17:09:12.5	+09:49:27	300	90	3.0	#188 Dwarf C S	2	
0079.COMP	10	09:14	17:09:12.5	+09:49:27	300	90	3.0	#188 Dwarf C S	2	
0080.C180928.1+224015	800	09:17	18:09:28.1	+22:40:16	300	90	3.0	#188 Dwarf C S	2	
0081.COMP	10	09:31	18:09:28.1	+22:40:16	300	90	3.0	#188 Dwarf C S	2	
0082.C182204.3+223427	1200	09:33	18:22:04.3	+22:34:28	300	90	3.0	#188 Dwarf C S	2	
0083.COMP	10	09:58	18:22:04.3	+22:34:28	300	90	3.0	#188 Dwarf C S	2	
0084.C184735.6+405944	900	10:01	18:47:35.7	+40:59:44	300	90	3.0	#188 Dwarf C S	2	
0085.COMP	10	10:17	18:47:35.7	+40:59:44	300	90	3.0	#188 Dwarf C S	2	
0086.C194310.8+132758	1200	10:22	19:43:10.9	+13:27:58	300	70	3.0	#188 Dwarf C S	2	
0087.COMP	10	10:43	19:43:10.9	+13:27:58	300	70	3.0	#188 Dwarf C S	2	
0088.C200527.3+594340	1200	10:52	20:05:27.4	+59:43:41	300	90	3.0	#188 Dwarf C S	2	
0089.COMP	10	11:13	20:05:27.4	+59:43:41	300	90	3.0	#188 Dwarf C S	2	
0090.203139.1+040342	30	11:18	20:31:39.2	+04:03:42	300	90	3.0	#189 S Dwarfs	2	
0091.203139.1+040342	120	11:19	20:31:39.2	+04:03:42	300	90	3.0	#189 S Dwarfs	2	
0092.COMP	10	11:25	20:31:39.2	+04:03:42	300	90	3.0	#189 S Dwarfs	2	
0093.205325.3+063221	30	11:27	20:53:25.4	+06:32:22	300	90	3.0	#189 S Dwarfs	2	
0094.205325.3+063221	240	11:28	20:53:25.4	+06:32:22	300	90	3.0	#189 S Dwarfs	2	

UT Date 2009-05-24 Observers Sumin TangColl. Focus 1310 Grating/Grism 300

<i>File</i>	<i>Exp Time</i>	<i>UT Start</i>	<i>RA</i>	<i>Dec</i>	<i>Gr.</i>	<i>P.A.</i>	<i>Slit</i>	<i>Program</i>	<i>Bin</i>	<i>Comments</i>
0095.COMP	10	11:34	20:53:25.4	+06:32:22	300	90	3.0	#189 S Dwarfs	2	
0096-0115.BIAS	0	11:45	20:53:25.4	+06:32:22	300	90	3.0	#2 SN Observat	2	
0116-0130.FLAT	7	11:51	20:53:25.4	+06:32:22	300	90	3.0	#2 SN Observat	2	
0131-0135.DARK	900	12:54	20:53:25.4	+06:32:22	300	90	3.0	#2 SN Observat	2	

UT Date 2009-05-25 Observers Sumin TangColl. Focus 1310 Grating/Grism 300

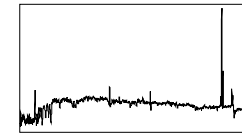
File	Exp Time	UT Start	RA	Dec	Gr.	P.A.	Slit	Program	Bin	Comments
0001-0010.BIAS	0	00:08	20:53:25.4	+06:32:22	300	90	3.0	#2 SN Observat	2	
0011-0025.FLAT	7	00:14	20:53:25.4	+06:32:22	300	90	3.0	#2 SN Observat	2	
0026-0030.DARK	900	01:21	20:53:25.4	+06:32:22	300	90	3.0	#2 SN Observat	2	
0031.N200003289	60	03:31	11:54:27.1	+02:03:06	300	90	3.0	#184 M44 Varia	2	
0032.N200003289	120	03:33	11:54:27.1	+02:03:06	300	90	3.0	#184 M44 Varia	2	
0033.COMP	10	03:36	11:54:27.1	+02:03:06	300	90	3.0	#184 M44 Varia	2	
0034.S120021165	200	03:40	11:53:46.5	-05:50:13	300	90	3.0	#184 M44 Varia	2	
0035.COMP	10	03:45	11:53:46.5	-05:50:13	300	90	3.0	#184 M44 Varia	2	
0036.S2001130239	60	03:48	12:28:08.5	-14:02:44	300	90	3.0	#184 M44 Varia	2	
0037.COMP	10	03:49	12:28:08.5	-14:02:44	300	90	3.0	#184 M44 Varia	2	
0038.N1203232117	500	03:55	12:41:09.9	+03:06:26	300	90	3.0	#184 M44 Varia	2	
0039.COMP	10	04:04	12:41:09.9	+03:06:26	300	90	3.0	#184 M44 Varia	2	
0040.sn2009ds	1800	04:11	11:49:04.1	-09:43:45	300	20	3.0	#2 SN Observat	2	
0041.COMP	10	04:41	11:49:04.1	-09:43:45	300	20	3.0	#2 SN Observat	2	
0042.N5548	180	04:48	14:17:59.6	+25:08:12	300	89	3.0	#6 AGN Monitor	2	
0043.N5548	180	04:51	14:17:59.6	+25:08:12	300	89	3.0	#6 AGN Monitor	2	
0044.COMP	10	04:55	14:17:59.6	+25:08:12	300	89	3.0	#6 AGN Monitor	2	
0045.C135000.0+344914	900	04:58	13:50:00.1	+34:49:15	300	89	3.0	#188 Dwarf C S	2	
0046.COMP	10	05:15	13:50:00.1	+34:49:15	300	89	3.0	#188 Dwarf C S	2	
0047.C135436.1+400555	1100	05:24	13:54:36.2	+40:05:55	300	89	3.0	#188 Dwarf C S	2	

UT Date 2009-05-25 Observers Sumin TangColl. Focus 1310 Grating/Grism 300

File	Exp Time	UT Start	RA	Dec	Gr.	P.A.	Slit	Program	Bin	Comments
0048.COMP	10	05:44	13:54:36.2	+40:05:55	300	89	3.0	#188 Dwarf C S	2	
0049.C135829.0+173421	1200	05:47	13:58:29.1	+17:34:22	300	89	3.0	#188 Dwarf C S	2	
0050.COMP	10	06:07	13:58:29.1	+17:34:22	300	89	3.0	#188 Dwarf C S	2	
0051.C140100.5+345005	1000	06:11	14:01:00.5	+34:50:06	300	89	3.0	#188 Dwarf C S	2	
0052.COMP	10	06:28	14:01:00.5	+34:50:06	300	89	3.0	#188 Dwarf C S	2	
0053.PG1553+113	300	06:31	15:55:43.0	+11:11:24	300	89	3.0	#6 AGN Monitor	2	
0054.PG1553+113	300	06:36	15:55:43.0	+11:11:24	300	89	3.0	#6 AGN Monitor	2	
0055.PG1553+113	600	06:41	15:55:43.0	+11:11:24	300	89	3.0	#6 AGN Monitor	2	
0056.PG1553+113	600	06:52	15:55:43.0	+11:11:24	300	89	3.0	#6 AGN Monitor	2	
0057.COMP	10	07:02	15:55:43.0	+11:11:24	300	89	3.0	#6 AGN Monitor	2	
0058.BDp262606	60	07:05	14:49:02.4	+25:42:09	300	89	3.0	#56 Spectropho	2	
0059.BDp262606	60	07:06	14:49:02.4	+25:42:09	300	89	3.0	#56 Spectropho	2	
0060.BDp262606	60	07:08	14:49:02.4	+25:42:09	300	89	3.0	#56 Spectropho	2	
0061.COMP	60	07:09	14:49:02.4	+25:42:09	300	89	3.0	#56 Spectropho	2	bad comp, long exposure, mistake
0062.COMP	60	07:10	14:49:02.4	+25:42:09	300	89	3.0	#56 Spectropho	2	long exposure, mistake
0063.COMP	60	07:11	14:49:02.4	+25:42:09	300	89	3.0	#56 Spectropho	2	long exposure, mistake
0064.COMP	10	07:12	14:49:02.4	+25:42:09	300	89	3.0	#56 Spectropho	2	
0065.BDp332642	120	07:16	15:51:59.9	+32:56:54	300	89	3.0	#56 Spectropho	2	
0066.BDp332642	120	07:18	15:51:59.9	+32:56:54	300	89	3.0	#56 Spectropho	2	
0067.BDp332642	120	07:21	15:51:59.9	+32:56:54	300	89	3.0	#56 Spectropho	2	

UT Date 2009-05-25 Observers Sumin TangColl. Focus 1310 Grating/Grism 300

File	Exp Time	UT Start	RA	Dec	Gr.	P.A.	Slit	Program	Bin	Comments
0068.COMP	10	07:23	15:51:59.9	+32:56:54	300	89	3.0	#56 Spectropho	2	
0069.AGDra	10	07:28	16:01:41.0	+66:48:10	300	89	3.0	#12 Symbiotic	2	
0070.AGDra	60	07:28	16:01:41.0	+66:48:10	300	89	3.0	#12 Symbiotic	2	
0071.COMP	10	07:30	16:01:41.0	+66:48:10	300	89	3.0	#12 Symbiotic	2	
0072.BIAS	0	07:31	16:01:41.0	+66:48:10	300	89	3.0	#2 SN Observat	2	
0073.sn2009dc	1800	07:36	15:51:12.1	+25:42:28	300	50	3.0	#2 SN Observat	2	
0074.sn2009dc	1800	08:06	15:51:12.1	+25:42:28	300	50	3.0	#2 SN Observat	2	
0075.COMP	10	08:37	15:51:12.1	+25:42:28	300	50	3.0	#2 SN Observat	2	
0076.C172056.5+294348	900	08:41	17:20:56.5	+29:43:49	300	89	3.0	#188 Dwarf C S	2	
0077.COMP	10	08:57	17:20:56.5	+29:43:49	300	89	3.0	#188 Dwarf C S	2	
0078.C173259.9+451342	900	09:01	17:33:00.0	+45:13:42	300	89	3.0	#188 Dwarf C S	2	
0079.COMP	10	09:17	17:33:00.0	+45:13:42	300	89	3.0	#188 Dwarf C S	2	
0080.C174155.8+575234	1000	09:19	17:41:55.9	+57:52:34	300	89	3.0	#188 Dwarf C S	2	
0081.COMP	10	09:37	17:41:55.9	+57:52:34	300	89	3.0	#188 Dwarf C S	2	
0082.C174243.9+580436	1200	09:41	17:42:44.0	+58:04:37	300	89	3.0	#188 Dwarf C S	2	
0083.COMP	10	10:02	17:42:44.0	+58:04:37	300	89	3.0	#188 Dwarf C S	2	
0084.C174907.1+500948	1100	10:05	17:49:07.1	+50:09:49	300	89	3.0	#188 Dwarf C S	2	
0085.COMP	10	10:25	17:49:07.1	+50:09:49	300	89	3.0	#188 Dwarf C S	2	
0086.C193657.6+780713	1200	10:30	19:36:57.7	+78:07:13	300	89	3.0	#188 Dwarf C S	2	
0087.COMP	10	10:51	19:36:57.7	+78:07:13	300	89	3.0	#188 Dwarf C S	2	

UT Date 2009-05-25 Observers Sumin TangColl. Focus 1310 Grating/Grism 300

<i>File</i>	<i>Exp Time</i>	<i>UT Start</i>	<i>RA</i>	<i>Dec</i>	<i>Gr.</i>	<i>P.A.</i>	<i>Slit</i>	<i>Program</i>	<i>Bin</i>	<i>Comments</i>
0088.200957.5+771109	20	10:55	20:09:57.6	+77:11:09	300	110	3.0	#189 S Dwarfs	2	
0089.200957.5+771109	240	10:57	20:09:57.6	+77:11:09	300	110	3.0	#189 S Dwarfs	2	
0090.COMP	10	11:02	20:09:57.6	+77:11:09	300	110	3.0	#189 S Dwarfs	2	
0091.C201259.1+092722	1200	11:11	20:12:59.2	+09:27:22	300	90	3.0	#188 Dwarf C S	2	
0092.COMP	10	11:32	20:12:59.2	+09:27:22	300	90	3.0	#188 Dwarf C S	2	
0093-0102.BIAS	0	11:39	20:12:59.2	+09:27:22	300	90	3.0	#2 SN Observat	2	
0103-0117.FLAT	7	11:45	20:12:59.2	+09:27:22	300	90	3.0	#2 SN Observat	2	
0118-0122.DARK	900	12:49	20:12:59.2	+09:27:22	300	90	3.0	#2 SN Observat	2	

UT Date 2009-05-26 Observers Sumin TangColl. Focus 1310 Grating/Grism 300

File	Exp Time	UT Start	RA	Dec	Gr.	P.A.	Slit	Program	Bin	Comments
0001-0010.BIAS	0	00:22	20:12:59.2	+09:27:22	300	90	3.0	#2 SN Observat	2	
0011-0025.FLAT	7	00:27	20:12:59.2	+09:27:22	300	90	3.0	#2 SN Observat	2	
0026-0030.DARK	900	01:32	20:12:59.2	+09:27:22	300	90	3.0	#2 SN Observat	2	
0031.S120021165	200	03:32	11:53:46.5	-05:50:13	300	90	3.0	#184 M44 Varia	2	
0032.S120021165	200	03:35	11:53:46.5	-05:50:13	300	90	3.0	#184 M44 Varia	2	
0033.COMP	10	03:40	11:53:46.5	-05:50:13	300	90	3.0	#184 M44 Varia	2	
0034.WCom	600	03:44	12:21:31.7	+28:13:59	300	90	3.0	#6 AGN Monitor	2	
0035.COMP	10	03:54	12:21:31.7	+28:13:59	300	90	3.0	#6 AGN Monitor	2	
0036.3C279	900	04:03	12:56:11.1	-05:47:22	300	90	3.0	#6 AGN Monitor	2	
0037.COMP	10	04:19	12:56:11.1	-05:47:22	300	90	3.0	#6 AGN Monitor	2	
0038.N1203232117	300	04:23	12:41:09.9	+03:06:26	300	90	3.0	#184 M44 Varia	2	
0039.N1203232117	300	04:28	12:41:09.9	+03:06:26	300	90	3.0	#184 M44 Varia	2	
0040.COMP	10	04:33	12:41:09.9	+03:06:26	300	90	3.0	#184 M44 Varia	2	
0041.N1232003116	600	04:36	13:29:12.3	+01:53:44	300	90	3.0	#184 M44 Varia	2	
0042.COMP	10	04:47	13:29:12.3	+01:53:44	300	90	3.0	#184 M44 Varia	2	
0043.C140149.0-011551	900	04:53	14:01:49.0	-01:15:51	300	90	3.0	#188 Dwarf C S	2	
0044.COMP	10	05:11	14:01:49.0	-01:15:51	300	90	3.0	#188 Dwarf C S	2	
0045.C134755.9-012503	900	05:16	13:47:55.9	-01:25:03	300	90	3.0	#188 Dwarf C S	2	
0046.COMP	10	05:32	13:47:55.9	-01:25:03	300	90	3.0	#188 Dwarf C S	2	
0047.C134635.7-011841	1000	05:34	13:46:35.8	-01:18:42	300	90	3.0	#188 Dwarf C S	2	

UT Date 2009-05-26 Observers Sumin TangColl. Focus 1310 Grating/Grism 300

File	Exp Time	UT Start	RA	Dec	Gr.	P.A.	Slit	Program	Bin	Comments
0048.COMP	10	05:52	13:46:35.8	-01:18:42	300	90	3.0	#188 Dwarf C S	2	
0049.C144016.1+071214	900	05:54	14:40:16.2	+07:12:14	300	90	3.0	#188 Dwarf C S	2	
0050.COMP	10	06:10	14:40:16.2	+07:12:14	300	90	3.0	#188 Dwarf C S	2	
0051.C144807.8+260436	900	06:12	14:48:07.9	+26:04:36	300	90	3.0	#188 Dwarf C S	2	
0052.COMP	10	06:28	14:48:07.9	+26:04:36	300	90	3.0	#188 Dwarf C S	2	
0053.BDp262606	60	06:33	14:49:02.4	+25:42:09	300	90	3.0	#56 Spectropho	2	
0054.BDp262606	60	06:35	14:49:02.4	+25:42:09	300	90	3.0	#56 Spectropho	2	
0055.BDp262606	60	06:36	14:49:02.4	+25:42:09	300	90	3.0	#56 Spectropho	2	
0056.COMP	10	06:38	14:49:02.4	+25:42:09	300	90	3.0	#56 Spectropho	2	
0057.BDp332642	12	06:43	15:51:59.9	+32:56:54	300	90	3.0	#56 Spectropho	2	typo exp. only 12s
0058.BDp332642	12	06:43	15:51:59.9	+32:56:54	300	90	3.0	#56 Spectropho	2	
0059.BDp332642	12	06:44	15:51:59.9	+32:56:54	300	90	3.0	#56 Spectropho	2	
0060.BDp332642	120	06:44	15:51:59.9	+32:56:54	300	90	3.0	#56 Spectropho	2	
0061.BDp332642	120	06:46	15:51:59.9	+32:56:54	300	90	3.0	#56 Spectropho	2	
0062.BDp332642	120	06:49	15:51:59.9	+32:56:54	300	90	3.0	#56 Spectropho	2	
0063.COMP	10	06:52	15:51:59.9	+32:56:54	300	90	3.0	#56 Spectropho	2	
0064.sn2009er	1800	07:06	15:39:29.8	+24:26:05	300	25	3.0	#2 SN Observat	2	
0065.COMP	10	07:36	15:39:29.8	+24:26:05	300	25	3.0	#2 SN Observat	2	
0066.BIAS	0	07:37	15:39:29.8	+24:26:05	300	25	3.0	#2 SN Observat	2	
0067.C163545.5+333216	900	07:42	16:35:45.5	+33:32:16	300	89	3.0	#188 Dwarf C S	2	

UT Date 2009-05-26 Observers Sumin TangColl. Focus 1310 Grating/Grism 300

File	Exp Time	UT Start	RA	Dec	Gr.	P.A.	Slit	Program	Bin	Comments
0068.COMP	10	07:58	16:35:45.5	+33:32:16	300	89	3.0	#188 Dwarf C S	2	
0069.C163636.0+201031	750	08:00	16:36:36.1	+20:10:32	300	89	3.0	#188 Dwarf C S	2	
0070.COMP	10	08:14	16:36:36.1	+20:10:32	300	89	3.0	#188 Dwarf C S	2	
0071.C164035.5+125208	750	08:17	16:40:35.6	+12:52:09	300	71	3.0	#188 Dwarf C S	2	
0072.COMP	10	08:30	16:40:35.6	+12:52:09	300	71	3.0	#188 Dwarf C S	2	
0073.C172011.3+730448	1200	08:35	17:20:11.3	+73:04:48	300	89	3.0	#188 Dwarf C S	2	
0074.COMP	10	08:56	17:20:11.3	+73:04:48	300	89	3.0	#188 Dwarf C S	2	
0075.C165617.5+245554	1200	08:58	16:56:17.6	+24:55:55	300	89	3.0	#188 Dwarf C S	2	
0076.COMP	10	09:19	16:56:17.6	+24:55:55	300	89	3.0	#188 Dwarf C S	2	
0077.IPHASB_2219	1200	09:23	18:33:20.8	+00:57:00	300	89	3.0	#157 IPHAS	2	
0078.COMP	10	09:44	18:33:20.8	+00:57:00	300	89	3.0	#157 IPHAS	2	
0079.sn2009eq	1800	09:54	18:40:08.3	+40:07:37	300	-10	3.0	#2 SN Observat	2	
0080.COMP	10	10:26	18:40:08.3	+40:07:37	300	-10	3.0	#2 SN Observat	2	
0081.IPHASB_2470	1000	10:35	19:03:46.8	+16:26:17	300	90	3.0	#157 IPHAS	2	
0082.COMP	10	10:53	19:03:46.8	+16:26:17	300	90	3.0	#157 IPHAS	2	
0083.IPHASB_2717	600	11:02	19:36:56.5	+23:41:38	300	90	3.0	#157 IPHAS	2	
0084.COMP	10	11:12	19:36:56.5	+23:41:38	300	90	3.0	#157 IPHAS	2	
0085.IPHASB_2723	1100	11:15	19:37:44.8	+21:28:02	300	90	3.0	#157 IPHAS	2	
0086.COMP	10	11:34	19:37:44.8	+21:28:02	300	90	3.0	#157 IPHAS	2	
0087-0096.BIAS	0	11:40	19:37:44.8	+21:28:02	300	90	3.0	#2 SN Observat	2	

UT Date 2009-05-26 Observers Sumin TangColl. Focus 1310 Grating/Grism 300

<i>File</i>	<i>Exp Time</i>	<i>UT Start</i>	<i>RA</i>	<i>Dec</i>	<i>Gr.</i>	<i>P.A.</i>	<i>Slit</i>	<i>Program</i>	<i>Bin</i>	<i>Comments</i>
0097-0111.FLAT	7	11:45	19:37:44.8	+21:28:02	300	90	3.0	#2 SN Observat	2	
0112-0116.DARK	900	12:49	19:37:44.8	+21:28:02	300	90	3.0	#2 SN Observat	2	

UT Date 2009-05-27 Observers Sumin TangColl. Focus 1310 Grating/Grism 300

File	Exp Time	UT Start	RA	Dec	Gr.	P.A.	Slit	Program	Bin	Comments
0001-0010.BIAS	0	00:00	19:37:44.8	+21:28:02	300	90	3.0	#2 SN Observat	2	
0011-0025.FLAT	7	00:06	19:37:44.8	+21:28:02	300	90	3.0	#2 SN Observat	2	
0026-0030.DARK	900	01:11	19:37:44.8	+21:28:02	300	90	3.0	#2 SN Observat	2	
0031.C131142.0+442033	900	04:33	13:11:42.0	+44:20:34	300	90	3.0	#188 Dwarf C S	2	
0032.COMP	10	04:49	13:11:42.0	+44:20:34	300	90	3.0	#188 Dwarf C S	2	
0033.C133835.0+420654	800	04:51	13:38:35.0	+42:06:54	300	90	3.0	#188 Dwarf C S	2	
0034.COMP	10	05:05	13:38:35.0	+42:06:54	300	90	3.0	#188 Dwarf C S	2	
0035.C134050.1+534247	750	05:08	13:40:50.2	+53:42:47	300	90	3.0	#188 Dwarf C S	2	
0036.COMP	10	05:21	13:40:50.2	+53:42:47	300	90	3.0	#188 Dwarf C S	2	
0037.C134119.6+443817	1500	05:24	13:41:19.6	+44:38:18	300	90	3.0	#188 Dwarf C S	2	
0038.COMP	10	05:50	13:41:19.6	+44:38:18	300	90	3.0	#188 Dwarf C S	2	
0039.C134130.6+070445	1200	05:57	13:41:30.6	+07:04:46	300	90	3.0	#188 Dwarf C S	2	
0040.COMP	10	06:17	13:41:30.6	+07:04:46	300	90	3.0	#188 Dwarf C S	2	
0041.AGDra	10	06:36	16:01:41.0	+66:48:10	300	90	3.0	#12 Symbiotic	2	
0042.AGDra	60	06:36	16:01:41.0	+66:48:10	300	90	3.0	#12 Symbiotic	2	
0043.COMP	10	06:37	16:01:41.0	+66:48:10	300	90	3.0	#12 Symbiotic	2	
0044.BDp262606	60	06:59	14:49:02.4	+25:42:09	300	90	3.0	#56 Spectropho	2	
0045.BDp262606	60	07:00	14:49:02.4	+25:42:09	300	90	3.0	#56 Spectropho	2	
0046.BDp262606	60	07:01	14:49:02.4	+25:42:09	300	90	3.0	#56 Spectropho	2	
0047.COMP	10	07:03	14:49:02.4	+25:42:09	300	90	3.0	#56 Spectropho	2	

UT Date 2009-05-27 Observers Sumin TangColl. Focus 1310 Grating/Grism 300

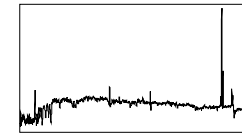
File	Exp Time	UT Start	RA	Dec	Gr.	P.A.	Slit	Program	Bin	Comments
0048.BDp332642	120	07:05	15:51:59.9	+32:56:54	300	90	3.0	#56 Spectropho	2	
0049.BDp332642	120	07:07	15:51:59.9	+32:56:54	300	90	3.0	#56 Spectropho	2	
0050.BDp332642	120	07:09	15:51:59.9	+32:56:54	300	90	3.0	#56 Spectropho	2	
0051.COMP	10	07:11	15:51:59.9	+32:56:54	300	90	3.0	#56 Spectropho	2	
0052.SDSSJ1536+04	1800	07:15	15:36:36.2	+04:41:27	300	74	3.0	#184 M44 Varia	2	
0053.COMP	10	07:46	15:36:36.2	+04:41:27	300	74	3.0	#184 M44 Varia	2	
0054.sn2009er	1800	07:51	15:39:29.8	+24:26:05	300	60	3.0	#2 SN Observat	2	
0055.sn2009er	1800	08:21	15:39:29.8	+24:26:05	300	60	3.0	#2 SN Observat	2	
0056.COMP	10	08:52	15:39:29.8	+24:26:05	300	60	3.0	#2 SN Observat	2	
0057.sn2009dc	1800	08:54	15:51:12.1	+25:42:28	300	70	3.0	#2 SN Observat	2	
0058.sn2009dc	1800	09:25	15:51:12.1	+25:42:28	300	70	3.0	#2 SN Observat	2	
0059.COMP	10	09:55	15:51:12.1	+25:42:28	300	70	3.0	#2 SN Observat	2	
0060.IPHASB_2286	600	10:00	18:52:37.9	+00:01:58	300	89	3.0	#157 IPHAS	2	
0061.COMP	10	10:11	18:52:37.9	+00:01:58	300	89	3.0	#157 IPHAS	2	
0062.IPHASB_2291	600	10:13	18:53:44.1	-00:28:12	300	89	3.0	#157 IPHAS	2	
0063.COMP	10	10:23	18:53:44.1	-00:28:12	300	89	3.0	#157 IPHAS	2	
0064.IPHASB_2309	600	10:27	18:55:10.5	-00:25:41	300	89	3.0	#157 IPHAS	2	
0065.COMP	10	10:38	18:55:10.5	-00:25:41	300	89	3.0	#157 IPHAS	2	
0066.IPHASB_2322	750	10:40	18:55:55.2	-01:04:05	300	89	3.0	#157 IPHAS	2	
0067.COMP	10	10:53	18:55:55.2	-01:04:05	300	89	3.0	#157 IPHAS	2	

UT Date 2009-05-27 Observers Sumin TangColl. Focus 1310 Grating/Grism 300

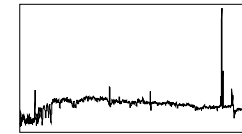
<i>File</i>	<i>Exp Time</i>	<i>UT Start</i>	<i>RA</i>	<i>Dec</i>	<i>Gr.</i>	<i>P.A.</i>	<i>Slit</i>	<i>Program</i>	<i>Bin</i>	<i>Comments</i>
0068.IPHASB_2725	600	10:56	19:37:46.9	+18:17:19	300	89	3.0	#157 IPHAS	2	
0069.COMP	10	11:07	19:37:46.9	+18:17:19	300	89	3.0	#157 IPHAS	2	
0070.IPHASB_2734	900	11:09	19:38:42.6	+24:23:50	300	89	3.0	#157 IPHAS	2	
0071.COMP	10	11:25	19:38:42.6	+24:23:50	300	89	3.0	#157 IPHAS	2	
0072-0081.BIAS	0	11:31	19:38:42.6	+24:23:50	300	89	3.0	#2 SN Observat	2	
0082-0096.FLAT	7	11:37	19:38:42.6	+24:23:50	300	89	3.0	#2 SN Observat	2	
0097-0101.DARK	900	12:40	19:38:42.6	+24:23:50	300	89	3.0	#2 SN Observat	2	

UT Date 2009-05-28 Observers Ted GronerColl. Focus 1310 Grating/Grism 300

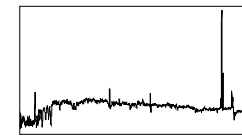
File	Exp Time	UT Start	RA	Dec	Gr.	P.A.	Slit	Program	Bin	Comments
0001-0010.BIAS	0	00:37	19:38:42.6	+24:23:50	300	89	3.0	#2 SN Observat	2	
0011-0025.FLAT	7	00:42	19:38:42.6	+24:23:50	300	89	3.0	#2 SN Observat	2	
0026-0030.DARK	900	01:45	19:38:42.6	+24:23:50	300	89	3.0	#2 SN Observat	2	
0031.COMP	5	02:15	19:38:42.6	+24:23:50	300	89	3.0	#2 SN Observat	2	
0032.sn2009dd	1800	03:54	12:05:33.7	+50:32:20	300	-20	3.0	#2 SN Observat	2	
0033.COMP	10	04:28	12:05:33.7	+50:32:20	300	-20	3.0	#2 SN Observat	2	
0034.N4853	240	04:34	12:58:35.2	+27:35:47	300	90	3.0	#57 Velocity S	2	
0035.COMP	10	04:39	12:58:35.2	+27:35:47	300	90	3.0	#57 Velocity S	2	
0036.WCom	600	04:52	12:21:31.7	+28:13:59	300	90	3.0	#6 AGN Monitor	2	
0037.COMP	10	05:03	12:21:31.7	+28:13:59	300	90	3.0	#6 AGN Monitor	2	
0038.C142403.3+373948	600	05:14	14:24:03.3	+37:39:49	300	90	3.0	#188 Dwarf C S	2	
0039.COMP	10	05:24	14:24:03.3	+37:39:49	300	90	3.0	#188 Dwarf C S	2	
0040.C142429.1+305713	900	05:28	14:24:29.1	+30:57:13	300	90	3.0	#188 Dwarf C S	2	
0041.COMP	10	05:44	14:24:29.1	+30:57:13	300	90	3.0	#188 Dwarf C S	2	
0042.C142559.8+454652	700	05:48	14:25:59.8	+45:46:53	300	90	3.0	#188 Dwarf C S	2	
0043.COMP	10	06:01	14:25:59.8	+45:46:53	300	90	3.0	#188 Dwarf C S	2	
0044.sn2009dc	1800	06:08	15:51:12.1	+25:42:28	300	90	3.0	#2 SN Observat	2	
0045.COMP	10	06:38	15:51:12.1	+25:42:28	300	90	3.0	#2 SN Observat	2	
0046.BDp262606	120	06:45	14:49:02.4	+25:42:09	300	90	3.0	#56 Spectropho	2	
0047.BDp262606	120	06:48	14:49:02.4	+25:42:09	300	90	3.0	#56 Spectropho	2	

UT Date 2009-05-28 Observers Ted GronerColl. Focus 1310 Grating/Grism 300

File	Exp Time	UT Start	RA	Dec	Gr.	P.A.	Slit	Program	Bin	Comments
0048.BDp262606	120	06:50	14:49:02.4	+25:42:09	300	90	3.0	#56 Spectropho	2	
0049.COMP	10	06:53	14:49:02.4	+25:42:09	300	90	3.0	#56 Spectropho	2	
0050.BDp332642	120	06:55	15:51:59.9	+32:56:54	300	90	3.0	#56 Spectropho	2	
0051.BDp332642	120	06:58	15:51:59.9	+32:56:54	300	90	3.0	#56 Spectropho	2	
0052.BDp332642	120	07:00	15:51:59.9	+32:56:54	300	90	3.0	#56 Spectropho	2	
0053.COMP	10	07:03	15:51:59.9	+32:56:54	300	90	3.0	#56 Spectropho	2	
0054.2M155259.30+0800595	700	07:10	15:52:59.3	+08:01:00	300	90	3.0	#141 Mapping t	2	
0055.COMP	10	07:22	15:52:59.3	+08:01:00	300	90	3.0	#141 Mapping t	2	
0056.2M155219.43-0358206	900	07:43	15:52:19.4	-03:58:21	300	90	3.0	#141 Mapping t	2	missed
0057.COMP	10	08:00	15:52:19.4	-03:58:21	300	90	3.0	#141 Mapping t	2	
0058.C165032.9+413910	700	08:15	16:50:33.0	+41:39:11	300	90	3.0	#188 Dwarf C S	2	
0059.COMP	10	08:28	16:50:33.0	+41:39:11	300	90	3.0	#188 Dwarf C S	2	
0060.C165320.1+151614	900	08:33	16:53:20.2	+15:16:15	300	90	3.0	#188 Dwarf C S	2	
0061.COMP	10	08:49	16:53:20.2	+15:16:15	300	90	3.0	#188 Dwarf C S	2	
0062.SDSSJ1835+4121	1400	09:06	18:35:53.7	+41:21:43	300	90	3.0	#181 Populatio	2	
0063.COMP	10	09:30	18:35:53.7	+41:21:43	300	90	3.0	#181 Populatio	2	
0064.IPHASB_2247	800	09:48	18:42:13.5	+05:44:06	300	90	3.0	#157 IPHAS	2	
0065.COMP	10	10:03	18:42:13.5	+05:44:06	300	90	3.0	#157 IPHAS	2	
0066.IPHASB_2449	1200	10:20	19:02:40.6	+09:56:14	300	90	3.0	#157 IPHAS	2	
0067.COMP	10	10:41	19:02:40.6	+09:56:14	300	90	3.0	#157 IPHAS	2	

UT Date 2009-05-28 Observers Ted GronerColl. Focus 1310 Grating/Grism 300

<i>File</i>	<i>Exp Time</i>	<i>UT Start</i>	<i>RA</i>	<i>Dec</i>	<i>Gr.</i>	<i>P.A.</i>	<i>Slit</i>	<i>Program</i>	<i>Bin</i>	<i>Comments</i>
0068.211024.4+013622	240	10:52	21:10:24.4	+01:36:22	300	90	3.0	#189 S Dwarfs	2	
0069.211024.4+013622	180	10:58	21:10:24.4	+01:36:22	300	90	3.0	#189 S Dwarfs	2	
0070.COMP	10	11:04	21:12:55.8	+09:32:56	300	100	3.0	#189 S Dwarfs	2	
0072-0081.BIAS	0	11:31	21:12:55.8	+09:32:56	300	90	3.0	#2 SN Observat	2	
0082-0096.FLAT	7	11:37	21:12:55.8	+09:32:56	300	90	3.0	#2 SN Observat	2	
0097-0101.DARK	900	12:49	21:12:55.8	+09:32:56	300	90	3.0	#2 SN Observat	2	

UT Date 2009-05-29 Observers Ted GronerColl. Focus 1310 Grating/Grism 300

File	Exp Time	UT Start	RA	Dec	Gr.	P.A.	Slit	Program	Bin	Comments
0001-0010.BIAS	0	23:43	21:12:55.8	+09:32:56	300	90	3.0	#2 SN Observat	2	
0011-0025.FLAT	7	23:48	21:12:55.8	+09:32:56	300	90	3.0	#2 SN Observat	2	
0026-0030.DARK	900	01:00	21:12:55.8	+09:32:56	300	90	3.0	#2 SN Observat	2	
0031.COMP	10	02:35	21:12:55.8	+09:32:56	300	90	3.0	#2 SN Observat	2	
0032.COMP	10	03:06	21:12:55.8	+09:32:56	300	90	3.0	#2 SN Observat	2	
0033.sn2009ds	1800	03:32	11:49:04.1	-09:43:45	300	18	3.0	#2 SN Observat	2	
0034.COMP	10	04:03	11:49:04.1	-09:43:45	300	18	3.0	#2 SN Observat	2	
0035.N4853	240	04:06	12:58:35.2	+27:35:47	300	90	3.0	#57 Velocity S	2	
0036.COMP	10	04:11	12:58:35.2	+27:35:47	300	90	3.0	#57 Velocity S	2	
0037.SDSS1334-0123	1200	04:25	13:34:28.1	-01:23:49	300	1	3.0	#165 Quasar Br	2	
0038.COMP	10	04:46	13:34:28.1	-01:23:49	300	1	3.0	#165 Quasar Br	2	
0039.SDSS1334-0123	1200	04:50	13:34:28.1	-01:23:49	300	9	3.0	#165 Quasar Br	2	
0040.COMP	10	05:11	13:34:28.1	-01:23:49	300	9	3.0	#165 Quasar Br	2	
0041.SDSS1334-0123	1260	05:14	13:34:28.1	-01:23:49	300	20	3.0	#165 Quasar Br	2	
0042.COMP	10	05:35	13:34:28.1	-01:23:49	300	20	3.0	#165 Quasar Br	2	
0043.SDSS1328+5731	1200	05:53	13:28:01.3	+57:31:13	300	-39	3.0	#165 Quasar Br	2	
0044.COMP	10	06:13	13:28:01.3	+57:31:13	300	-39	3.0	#165 Quasar Br	2	
0045.SDSS1328+5731	1200	06:17	13:28:01.3	+57:31:13	300	-49	3.0	#165 Quasar Br	2	
0046.COMP	10	06:37	13:28:01.3	+57:31:13	300	-49	3.0	#165 Quasar Br	2	
0047.SDSS1328+5731	1200	06:40	13:28:01.3	+57:31:13	300	-57	3.0	#165 Quasar Br	2	

UT Date 2009-05-29 Observers Ted GronerColl. Focus 1310 Grating/Grism 300

File	Exp Time	UT Start	RA	Dec	Gr.	P.A.	Slit	Program	Bin	Comments
0048.COMP	10	07:00	13:28:01.3	+57:31:13	300	-57	3.0	#165 Quasar Br	2	
0049.BDp262606	120	07:07	14:49:02.4	+25:42:09	300	82	3.0	#56 Spectropho	2	
0050.BDp262606	120	07:10	14:49:02.4	+25:42:09	300	82	3.0	#56 Spectropho	2	
0051.COMP	10	07:13	14:49:02.4	+25:42:09	300	82	3.0	#56 Spectropho	2	
0052.BDp332642	120	07:15	15:51:59.9	+32:56:54	300	82	3.0	#56 Spectropho	2	
0053.BDp332642	120	07:17	15:51:59.9	+32:56:54	300	82	3.0	#56 Spectropho	2	
0054.COMP	10	07:20	15:51:59.9	+32:56:54	300	82	3.0	#56 Spectropho	2	
0055.sn2009er	1800	07:26	15:39:29.8	+24:26:05	300	61	3.0	#2 SN Observat	2	
0056.COMP	10	07:57	15:39:29.8	+24:26:05	300	61	3.0	#2 SN Observat	2	
0057.AGDra	2	08:07	16:01:41.0	+66:48:10	300	91	3.0	#12 Symbiotic	2	
0058.AGDra	15	08:07	16:01:41.0	+66:48:10	300	91	3.0	#12 Symbiotic	2	
0059.AGDra	45	08:08	16:01:41.0	+66:48:10	300	91	3.0	#12 Symbiotic	2	
0060.AGDra	60	08:09	16:01:41.0	+66:48:10	300	91	3.0	#12 Symbiotic	2	
0061.COMP	10	08:10	16:01:41.0	+66:48:10	300	91	3.0	#12 Symbiotic	2	
0062.C162602.6+394443	720	08:15	16:26:02.6	+39:44:44	300	91	3.0	#188 Dwarf C S	2	
0063.COMP	10	08:27	16:26:02.6	+39:44:44	300	91	3.0	#188 Dwarf C S	2	
0064.IPHASB_2265	900	09:00	18:47:13.5	-00:54:36	300	91	3.0	#157 IPHAS	2	
0065.COMP	10	09:16	18:47:13.5	-00:54:36	300	91	3.0	#157 IPHAS	2	
0066.IPHASB_2264	700	09:20	18:46:50.2	-00:12:28	300	91	3.0	#157 IPHAS	2	
0067.COMP	10	09:32	18:46:50.2	-00:12:28	300	91	3.0	#157 IPHAS	2	

UT Date 2009-05-29 Observers Ted GronerColl. Focus 1310 Grating/Grism 300

File	Exp Time	UT Start	RA	Dec	Gr.	P.A.	Slit	Program	Bin	Comments
0068.IPHASB_2269	900	09:38	18:48:39.3	+00:23:43	300	91	3.0	#157 IPHAS	2	
0069.COMP	10	09:53	18:48:39.3	+00:23:43	300	91	3.0	#157 IPHAS	2	
0070.IPHASB_2399	700	10:00	18:59:27.1	+00:00:41	300	91	3.0	#157 IPHAS	2	
0071.COMP	10	10:12	18:59:27.1	+00:00:41	300	91	3.0	#157 IPHAS	2	
0072.BFCyg	15	10:15	19:23:53.0	+29:40:27	300	91	3.0	#12 Symbiotic	2	
0073.BFCyg	15	10:16	19:23:53.0	+29:40:27	300	91	3.0	#12 Symbiotic	2	
0074.COMP	10	10:17	19:23:53.0	+29:40:27	300	91	3.0	#12 Symbiotic	2	
0075.CHCyg	1	10:24	19:24:33.0	+50:14:30	300	91	3.0	#12 Symbiotic	2	
0076.CHCyg	5	10:25	19:24:33.0	+50:14:30	300	91	3.0	#12 Symbiotic	2	
0077.CHCyg	30	10:25	19:24:33.0	+50:14:30	300	91	3.0	#12 Symbiotic	2	
0078.COMP	10	10:26	19:24:33.0	+50:14:30	300	91	3.0	#12 Symbiotic	2	
0079.IPHASB_2641	900	10:35	19:28:34.9	+22:35:06	300	91	3.0	#157 IPHAS	2	
0080.COMP	10	10:51	19:28:34.9	+22:35:06	300	91	3.0	#157 IPHAS	2	
0081.IPHASB_2713	900	10:54	19:36:02.0	+26:09:04	300	91	3.0	#157 IPHAS	2	
0082.COMP	10	11:10	19:36:02.0	+26:09:04	300	91	3.0	#157 IPHAS	2	
0083-0092.BIAS	0	11:48	19:36:02.0	+26:09:04	300	91	3.0	#2 SN Observat	2	
0093-0107.FLAT	7	11:53	19:36:02.0	+26:09:04	300	91	3.0	#2 SN Observat	2	
0108-0112.DARK	900	13:05	19:36:02.0	+26:09:04	300	91	3.0	#2 SN Observat	2	

UT Date 2009-05-30 Observers Wayne PetersColl. Focus 1310 Grating/Grism 300

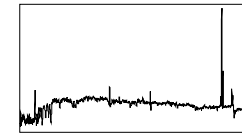
File	Exp Time	UT Start	RA	Dec	Gr.	P.A.	Slit	Program	Bin	Comments
0001.COMP	10	00:21	19:36:02.0	+26:09:04	300	91	3.0	#2 SN Observat	2	
0002-0009.DARK	900	02:37	19:36:02.0	+26:09:04	300	91	3.0	#2 SN Observat	2	
0010-0019.BIAS	0	03:00	19:36:02.0	+26:09:04	300	91	3.0	#2 SN Observat	2	
0020-0034.FLAT	7	03:05	19:36:02.0	+26:09:04	300	91	3.0	#2 SN Observat	2	
0035.N3227	180	03:38	10:23:30.6	+19:51:54	300	91	3.0	#6 AGN Monitor	2	
0036.N3227	180	03:41	10:23:30.6	+19:51:54	300	91	3.0	#6 AGN Monitor	2	
0037.COMP	10	03:45	10:23:30.6	+19:51:54	300	91	3.0	#6 AGN Monitor	2	
0038.MRK421	240	03:47	11:04:27.4	+38:12:32	300	91	3.0	#6 AGN Monitor	2	
0039.MRK421	240	03:51	11:04:27.4	+38:12:32	300	91	3.0	#6 AGN Monitor	2	
0040.COMP	10	03:56	11:04:27.4	+38:12:32	300	91	3.0	#6 AGN Monitor	2	
0041.N4051	150	04:02	12:03:09.7	+44:31:53	300	91	3.0	#6 AGN Monitor	2	
0042.N4051	150	04:05	12:03:09.7	+44:31:53	300	91	3.0	#6 AGN Monitor	2	
0043.COMP	10	04:08	12:03:09.7	+44:31:53	300	91	3.0	#6 AGN Monitor	2	
0044.N4151	60	04:10	12:10:32.6	+39:24:21	300	91	3.0	#6 AGN Monitor	2	
0045.N4151	60	04:11	12:10:32.6	+39:24:21	300	91	3.0	#6 AGN Monitor	2	
0046.COMP	10	04:13	12:10:32.6	+39:24:21	300	91	3.0	#6 AGN Monitor	2	
0047.WCom	600	04:16	12:21:31.7	+28:13:59	300	91	3.0	#6 AGN Monitor	2	
0048.COMP	10	04:27	12:21:31.7	+28:13:59	300	91	3.0	#6 AGN Monitor	2	
0049.3C279	720	04:35	12:56:11.1	-05:47:22	300	91	3.0	#6 AGN Monitor	2	
0050.COMP	10	04:49	12:56:11.1	-05:47:22	300	91	3.0	#6 AGN Monitor	2	

UT Date 2009-05-30 Observers Wayne PetersColl. Focus 1310 Grating/Grism 300

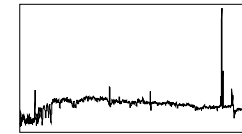
File	Exp Time	UT Start	RA	Dec	Gr.	P.A.	Slit	Program	Bin	Comments
0051.N3627	150	04:51	11:20:15.1	+12:59:22	300	91	3.0	#6 AGN Monitor	2	
0052.N3627	150	04:54	11:20:15.1	+12:59:22	300	91	3.0	#6 AGN Monitor	2	
0053.COMP	10	04:57	11:20:15.1	+12:59:22	300	91	3.0	#6 AGN Monitor	2	
0054.N5548	180	05:06	14:17:59.6	+25:08:12	300	91	3.0	#6 AGN Monitor	2	
0055.N5548	180	05:09	14:17:59.6	+25:08:12	300	91	3.0	#6 AGN Monitor	2	
0056.COMP	10	05:13	14:17:59.6	+25:08:12	300	91	3.0	#6 AGN Monitor	2	
0057.PG1553+113	300	05:17	15:55:43.0	+11:11:24	300	91	3.0	#6 AGN Monitor	2	
0058.PG1553+113	300	05:22	15:55:43.0	+11:11:24	300	91	3.0	#6 AGN Monitor	2	
0059.COMP	10	05:29	15:55:43.0	+11:11:24	300	91	3.0	#6 AGN Monitor	2	
0060.MRK501	180	05:34	16:53:52.1	+39:45:36	300	91	3.0	#6 AGN Monitor	2	
0061.MRK501	180	05:37	16:53:52.1	+39:45:36	300	91	3.0	#6 AGN Monitor	2	
0062.COMP	10	05:42	16:53:52.1	+39:45:36	300	91	3.0	#6 AGN Monitor	2	
0063.N5846	180	05:47	15:06:29.3	+01:36:20	300	91	3.0	#57 Velocity S	2	
0064.N5846	180	05:50	15:06:29.3	+01:36:20	300	91	3.0	#57 Velocity S	2	
0065.COMP	10	05:54	15:06:29.3	+01:36:20	300	91	3.0	#57 Velocity S	2	
0066.BDp262606	60	05:56	14:49:02.4	+25:42:09	300	91	3.0	#56 Spectropho	2	
0067.BDp262606	60	05:57	14:49:02.4	+25:42:09	300	91	3.0	#56 Spectropho	2	
0068.COMP	10	05:59	14:49:02.4	+25:42:09	300	91	3.0	#56 Spectropho	2	
0069.BDp332642	120	06:03	15:51:59.9	+32:56:54	300	91	3.0	#56 Spectropho	2	
0070.BDp332642	120	06:06	15:51:59.9	+32:56:54	300	91	3.0	#56 Spectropho	2	

UT Date 2009-05-30 Observers Wayne PetersColl. Focus 1310 Grating/Grism 300

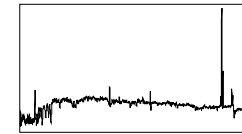
File	Exp Time	UT Start	RA	Dec	Gr.	P.A.	Slit	Program	Bin	Comments
0071.COMP	10	06:08	15:51:59.9	+32:56:54	300	91	3.0	#56 Spectropho	2	
0072.sn2009er	1800	06:16	15:39:29.8	+24:26:05	300	65	3.0	#2 SN Observat	2	
0073.sn2009er	1800	06:46	15:39:29.8	+24:26:05	300	65	3.0	#2 SN Observat	2	
0074.COMP	10	07:17	15:39:29.8	+24:26:05	300	65	3.0	#2 SN Observat	2	
0075.sn2009dc	1800	07:30	15:51:22.3	+25:42:17	300	54	3.0	#2 SN Observat	2	
0076.COMP	10	08:03	15:51:22.3	+25:42:17	300	54	3.0	#2 SN Observat	2	
0077.TCrB	15	08:10	15:59:30.0	+25:55:12	300	90	3.0	#12 Symbiotic	2	
0078.TCrB	60	08:10	15:59:30.0	+25:55:12	300	90	3.0	#12 Symbiotic	2	
0079.COMP	10	08:12	15:59:30.0	+25:55:12	300	90	3.0	#12 Symbiotic	2	
0080.AS210	5	08:21	16:51:20.3	-26:00:33	300	90	3.0	#12 Symbiotic	2	
0081.AS210	300	08:23	16:51:20.3	-26:00:33	300	90	3.0	#12 Symbiotic	2	
0082.COMP	10	08:34	16:51:20.3	-26:00:33	300	90	3.0	#12 Symbiotic	2	
0083.Hen1341	12	08:37	17:08:36.0	-17:26:30	300	90	3.0	#12 Symbiotic	2	
0084.Hen1341	30	08:37	17:08:36.0	-17:26:30	300	90	3.0	#12 Symbiotic	2	
0085.Hen1341	60	08:39	17:08:36.0	-17:26:30	300	90	3.0	#12 Symbiotic	2	
0086.COMP	10	08:40	17:08:36.0	-17:26:30	300	90	3.0	#12 Symbiotic	2	
0087.DracoC1	1200	08:49	17:19:58.0	+57:50:06	300	90	3.0	#12 Symbiotic	2	
0088.COMP	10	09:10	17:19:58.0	+57:50:06	300	90	3.0	#12 Symbiotic	2	
0089.RS0ph	10	09:15	17:50:13.0	-06:42:30	300	90	3.0	#12 Symbiotic	2	
0090.RS0ph	60	09:15	17:50:13.0	-06:42:30	300	90	3.0	#12 Symbiotic	2	

UT Date 2009-05-30 Observers Wayne PetersColl. Focus 1310 Grating/Grism 300

File	Exp Time	UT Start	RA	Dec	Gr.	P.A.	Slit	Program	Bin	Comments
0091.RS0ph	150	09:17	17:50:13.0	-06:42:30	300	90	3.0	#12 Symbiotic	2	
0092.COMP	10	09:21	17:50:13.0	-06:42:30	300	90	3.0	#12 Symbiotic	2	
0093.AS270	60	09:24	18:05:33.7	-20:20:38	300	90	3.0	#12 Symbiotic	2	
0094.AS270	300	09:26	18:05:33.7	-20:20:38	300	90	3.0	#12 Symbiotic	2	
0095.COMP	10	09:32	18:05:33.7	-20:20:38	300	90	3.0	#12 Symbiotic	2	
0096.Hen1591	120	09:36	18:07:32.0	-25:53:43	300	90	3.0	#12 Symbiotic	2	
0097.Hen1591	300	09:38	18:07:32.0	-25:53:43	300	90	3.0	#12 Symbiotic	2	
0098.COMP	10	09:47	18:07:32.0	-25:53:43	300	90	3.0	#12 Symbiotic	2	
0099.AS281	60	09:54	18:10:44.0	-27:57:57	300	90	3.0	#12 Symbiotic	2	
0100.AS281	360	09:55	18:10:44.0	-27:57:57	300	90	3.0	#12 Symbiotic	2	
0101.COMP	10	10:03	18:10:44.0	-27:57:57	300	90	3.0	#12 Symbiotic	2	
0102.YYHer	10	10:06	18:14:34.0	+20:59:19	300	90	3.0	#12 Symbiotic	2	
0103.YYHer	60	10:07	18:14:34.0	+20:59:19	300	90	3.0	#12 Symbiotic	2	
0104.COMP	10	10:09	18:14:34.0	+20:59:19	300	90	3.0	#12 Symbiotic	2	
0105.AS289	15	10:12	18:12:22.0	-11:40:08	300	90	3.0	#12 Symbiotic	2	
0106.AS289	120	10:13	18:12:22.0	-11:40:08	300	90	3.0	#12 Symbiotic	2	
0107.COMP	10	10:16	18:12:22.0	-11:40:08	300	90	3.0	#12 Symbiotic	2	
0108.AS296	30	10:18	18:15:07.0	-00:18:52	300	90	3.0	#12 Symbiotic	2	
0109.AS296	120	10:19	18:15:07.0	-00:18:52	300	90	3.0	#12 Symbiotic	2	
0110.COMP	10	10:22	18:15:07.0	-00:18:52	300	90	3.0	#12 Symbiotic	2	

UT Date 2009-05-30 Observers Wayne PetersColl. Focus 1310 Grating/Grism 300

File	Exp Time	UT Start	RA	Dec	Gr.	P.A.	Slit	Program	Bin	Comments
0111.Hen1674	120	10:28	18:20:19.1	-26:22:46	300	90	3.0	#12 Symbiotic	2	
0112.Hen1674	600	10:30	18:20:19.1	-26:22:46	300	90	3.0	#12 Symbiotic	2	
0113.COMP	10	10:41	18:20:19.1	-26:22:46	300	90	3.0	#12 Symbiotic	2	
0114.V443Her	5	10:44	18:22:07.0	+23:27:20	300	90	3.0	#12 Symbiotic	2	
0115.V443Her	45	10:45	18:22:07.0	+23:27:20	300	90	3.0	#12 Symbiotic	2	
0116.V443Her	90	10:46	18:22:07.0	+23:27:20	300	90	3.0	#12 Symbiotic	2	
0117.COMP	10	10:48	18:22:07.0	+23:27:20	300	90	3.0	#12 Symbiotic	2	
0118.BFCyg	15	10:50	19:23:53.0	+29:40:27	300	90	3.0	#12 Symbiotic	2	
0119.BFCyg	15	10:50	19:23:53.0	+29:40:27	300	90	3.0	#12 Symbiotic	2	
0120.COMP	10	10:51	19:23:53.0	+29:40:27	300	90	3.0	#12 Symbiotic	2	
0121.CHCyg	1	10:53	19:24:33.0	+50:14:30	300	90	3.0	#12 Symbiotic	2	
0122.CHCyg	5	10:53	19:24:33.0	+50:14:30	300	90	3.0	#12 Symbiotic	2	
0123.CHCyg	30	10:54	19:24:33.0	+50:14:30	300	90	3.0	#12 Symbiotic	2	
0124.COMP	10	10:55	19:24:33.0	+50:14:30	300	90	3.0	#12 Symbiotic	2	
0125.CICyg	4	10:56	19:50:12.0	+35:41:02	300	90	3.0	#12 Symbiotic	2	
0126.CICyg	15	10:57	19:50:12.0	+35:41:02	300	90	3.0	#12 Symbiotic	2	
0127.COMP	10	10:57	19:50:12.0	+35:41:02	300	90	3.0	#12 Symbiotic	2	
0128.ZAnd	1	10:59	23:33:40.0	+48:49:06	300	90	3.0	#12 Symbiotic	2	
0129.ZAnd	5	10:59	23:33:40.0	+48:49:06	300	90	3.0	#12 Symbiotic	2	
0130.ZAnd	30	11:00	23:33:40.0	+48:49:06	300	90	3.0	#12 Symbiotic	2	

UT Date 2009-05-30 Observers Wayne PetersColl. Focus 1310 Grating/Grism 300

<i>File</i>	<i>Exp Time</i>	<i>UT Start</i>	<i>RA</i>	<i>Dec</i>	<i>Gr.</i>	<i>P.A.</i>	<i>Slit</i>	<i>Program</i>	<i>Bin</i>	<i>Comments</i>
0131.COMP	10	11:01	23:33:40.0	+48:49:06	300	90	3.0	#12 Symbiotic	2	
0132.PUVu1	1	11:04	20:21:13.0	+21:34:21	300	90	3.0	#12 Symbiotic	2	
0133.PUVu1	10	11:04	20:21:13.0	+21:34:21	300	90	3.0	#12 Symbiotic	2	
0134.PUVu1	60	11:05	20:21:13.0	+21:34:21	300	90	3.0	#12 Symbiotic	2	
0135.COMP	10	11:06	20:21:13.0	+21:34:21	300	90	3.0	#12 Symbiotic	2	
0136.AS360	60	11:09	19:45:49.0	+18:36:49	300	90	3.0	#12 Symbiotic	2	
0137.AS360	300	11:10	19:45:49.0	+18:36:49	300	90	3.0	#12 Symbiotic	2	
0138.COMP	10	11:16	19:45:49.0	+18:36:49	300	90	3.0	#12 Symbiotic	2	
0139.V919Sgr	15	11:18	19:03:45.0	-16:59:56	300	90	3.0	#12 Symbiotic	2	
0140.V919Sgr	30	11:19	19:03:45.0	-16:59:56	300	90	3.0	#12 Symbiotic	2	
0141.COMP	10	11:21	19:03:45.0	-16:59:56	300	90	3.0	#12 Symbiotic	2	
0142-0151.BIAS	0	11:27	19:03:45.0	-16:59:56	300	90	3.0	#2 SN Observat	2	
0152-0166.FLAT	7	11:33	19:03:45.0	-16:59:56	300	90	3.0	#2 SN Observat	2	
0167-0171.DARK	900	12:36	19:03:45.0	-16:59:56	300	90	3.0	#2 SN Observat	2	

UT Date 2009-05-31 Observers Wayne PetersColl. Focus 1310 Grating/Grism 300

File	Exp Time	UT Start	RA	Dec	Gr.	P.A.	Slit	Program	Bin	Comments
0001.COMP	10	00:24	19:03:45.0	-16:59:56	300	90	3.0	#2 SN Observat	2	
0002.COMP	10	00:29	19:03:45.0	-16:59:56	300	90	3.0	#2 SN Observat	2	
0003-0007.DARK	900	01:34	19:03:45.0	-16:59:56	300	90	3.0	#2 SN Observat	2	
0008-0017.BIAS	0	02:25	19:03:45.0	-16:59:56	300	90	3.0	#2 SN Observat	2	
0018-0032.FLAT	7	02:31	19:03:45.0	-16:59:56	300	90	3.0	#2 SN Observat	2	
0033-0034.DARK	900	02:49	19:03:45.0	-16:59:56	300	90	3.0	#2 SN Observat	2	
0035.C124201.1+495939	900	03:31	12:42:01.1	+49:59:39	300	90	3.0	#188 Dwarf C S	2	
0036.COMP	10	03:47	12:42:01.1	+49:59:39	300	90	3.0	#188 Dwarf C S	2	
0037.C124900.7+494752	900	03:49	12:49:00.8	+49:47:52	300	90	3.0	#188 Dwarf C S	2	
0038.COMP	10	04:05	12:49:00.8	+49:47:52	300	90	3.0	#188 Dwarf C S	2	
0039.C124839.8+400333	900	04:07	12:48:39.8	+40:03:34	300	90	3.0	#188 Dwarf C S	2	
0040.COMP	10	04:23	12:48:39.8	+40:03:34	300	90	3.0	#188 Dwarf C S	2	
0041.C124719.7+274211	600	04:27	12:47:19.7	+27:42:12	300	90	3.0	#188 Dwarf C S	2	
0042.COMP	10	04:38	12:47:19.7	+27:42:12	300	90	3.0	#188 Dwarf C S	2	
0043.C124408.5+611937	900	04:43	12:44:08.6	+61:19:38	300	90	3.0	#188 Dwarf C S	2	
0044.COMP	10	04:59	12:44:08.6	+61:19:38	300	90	3.0	#188 Dwarf C S	2	
0045.C142135.6+172751	600	05:03	14:21:35.7	+17:27:52	300	90	3.0	#188 Dwarf C S	2	
0046.COMP	10	05:13	14:21:35.7	+17:27:52	300	90	3.0	#188 Dwarf C S	2	
0047.C142257.3+195547	900	05:15	14:22:57.4	+19:55:48	300	90	3.0	#188 Dwarf C S	2	
0048.COMP	10	05:31	14:22:57.4	+19:55:48	300	90	3.0	#188 Dwarf C S	2	

UT Date 2009-05-31 Observers Wayne PetersColl. Focus 1310 Grating/Grism 300

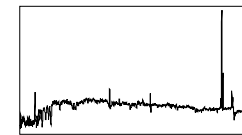
File	Exp Time	UT Start	RA	Dec	Gr.	P.A.	Slit	Program	Bin	Comments
0049.C142334.0+174202	1200	05:37	14:23:34.1	+17:42:03	300	90	3.0	#188 Dwarf C S	2	
0050.COMP	10	05:58	14:23:34.1	+17:42:03	300	90	3.0	#188 Dwarf C S	2	
0051.BDp262606	60	06:03	14:49:02.4	+25:42:09	300	90	3.0	#56 Spectropho	2	
0052.BDp262606	60	06:04	14:49:02.4	+25:42:09	300	90	3.0	#56 Spectropho	2	
0053.COMP	10	06:06	14:49:02.4	+25:42:09	300	90	3.0	#56 Spectropho	2	
0054.BDp332642	120	06:10	15:51:59.9	+32:56:54	300	90	3.0	#56 Spectropho	2	
0055.BDp332642	120	06:12	15:51:59.9	+32:56:54	300	90	3.0	#56 Spectropho	2	
0056.COMP	10	06:15	15:51:59.9	+32:56:54	300	90	3.0	#56 Spectropho	2	
0057.N5846	180	06:17	15:06:29.3	+01:36:20	300	90	3.0	#57 Velocity S	2	
0058.N5846	180	06:20	15:06:29.3	+01:36:20	300	90	3.0	#57 Velocity S	2	
0059.COMP	10	06:24	15:06:29.3	+01:36:20	300	90	3.0	#57 Velocity S	2	
0060.sn2009er	1800	06:27	15:39:29.8	+24:26:05	300	70	3.0	#2 SN Observat	2	
0061.sn2009er	1800	06:57	15:39:29.8	+24:26:05	300	70	3.0	#2 SN Observat	2	
0062.COMP	10	07:28	15:39:29.8	+24:26:05	300	70	3.0	#2 SN Observat	2	
0063.sn2009dc	1800	07:33	15:51:12.1	+25:42:28	300	70	3.0	#2 SN Observat	2	
0064.COMP	10	08:04	15:51:12.1	+25:42:28	300	70	3.0	#2 SN Observat	2	
0065.COMP	10	08:18	15:51:12.1	+25:42:28	600	90	1.5	#2 SN Observat	4	
0066.pg1654p637	1000	08:34	16:54:29.0	+63:39:21	600	90	1.5	#178 Extremely	4	
0067.COMP	10	08:51	16:54:29.0	+63:39:21	600	90	1.5	#178 Extremely	4	
0068.pg1654p637	1000	08:52	16:54:29.0	+63:39:21	600	90	1.5	#178 Extremely	4	

UT Date 2009-05-31 Observers Wayne PetersColl. Focus 1310 Grating/Grism 300

File	Exp Time	UT Start	RA	Dec	Gr.	P.A.	Slit	Program	Bin	Comments
0069.pg1654p637	1000	09:09	16:54:29.0	+63:39:21	600	90	1.5	#178 Extremely	4	
0070.COMP	10	09:26	16:54:29.0	+63:39:21	600	90	1.5	#178 Extremely	4	
0071.pg1654p637	1000	09:27	16:54:29.0	+63:39:21	600	90	1.5	#178 Extremely	4	
0072.pg1654p637	1000	09:45	16:54:29.0	+63:39:21	600	90	1.5	#178 Extremely	4	
0073.COMP	10	10:02	16:54:29.0	+63:39:21	600	90	1.5	#178 Extremely	4	
0074.pg1654p637	1000	10:03	16:54:29.0	+63:39:21	600	90	1.5	#178 Extremely	4	
0075.pg1654p637	1000	10:20	16:54:29.0	+63:39:21	600	90	1.5	#178 Extremely	4	
0076.COMP	10	10:37	16:54:29.0	+63:39:21	600	90	1.5	#178 Extremely	4	
0077.pg1654p637	1000	10:38	16:54:29.0	+63:39:21	600	90	1.5	#178 Extremely	4	
0078.pg1654p637	1000	10:55	16:54:29.0	+63:39:21	600	90	1.5	#178 Extremely	4	
0079.COMP	10	11:12	16:54:29.0	+63:39:21	600	90	1.5	#178 Extremely	4	
0080-0089.BIAS	0	11:19	16:54:29.0	+63:39:21	600	90	1.5	#2 SN Observat	4	
0090-0099.FLAT	15	11:25	16:54:29.0	+63:39:21	600	90	1.5	#2 SN Observat	4	
0100-0109.DARK	900	13:57	16:54:29.0	+63:39:21	600	90	1.5	#2 SN Observat	4	

UT Date 2009-06-01 Observers Wayne PetersColl. Focus 1310 Grating/Grism 300

File	Exp Time	UT Start	RA	Dec	Gr.	P.A.	Slit	Program	Bin	Comments
0001-0005.DARK	900	01:14	09:26:07.8	+31:32:15	600	90	1.5	#2 SN Observat	4	
0006-0010.DARK	900	02:31	09:26:07.8	+31:32:15	600	90	1.5	#2 SN Observat	2	
0011-0020.BIAS	0	02:49	09:26:07.8	+31:32:15	600	90	1.5	#2 SN Observat	4	
0021-0030.FLAT	15	02:53	09:26:07.8	+31:32:15	600	90	1.5	#2 SN Observat	4	
0031.pg1519p500	1500	03:33	15:20:42.0	+49:51:41	600	90	1.5	#178 Extremely	4	
0032.COMP	10	03:59	15:20:42.0	+49:51:41	600	90	1.5	#178 Extremely	4	
0033.pg1519p500	1500	04:01	15:20:42.0	+49:51:41	600	90	1.5	#178 Extremely	4	
0034.pg1519p500	1500	04:28	15:20:42.0	+49:51:41	600	90	1.5	#178 Extremely	4	
0035.COMP	10	04:54	15:20:42.0	+49:51:41	600	90	1.5	#178 Extremely	4	
0036.pg1519p500	1500	05:00	15:20:42.0	+49:51:41	600	90	1.5	#178 Extremely	4	
0037.pg1519p500	1500	05:26	15:20:42.0	+49:51:41	600	90	1.5	#178 Extremely	4	
0038.COMP	10	05:51	15:20:42.0	+49:51:41	600	90	1.5	#178 Extremely	4	
0039.pg1519p500	1500	05:54	15:20:42.0	+49:51:41	600	90	1.5	#178 Extremely	4	
0040.pg1519p500	1500	06:20	15:20:42.0	+49:51:41	600	90	1.5	#178 Extremely	4	
0041.COMP	10	06:47	15:20:42.0	+49:51:41	600	90	1.5	#178 Extremely	4	
0042.pg1519p500	1500	06:47	15:20:42.0	+49:51:41	600	90	1.5	#178 Extremely	4	
0043.pg1519p500	1500	07:13	15:20:42.0	+49:51:41	600	90	1.5	#178 Extremely	4	
0044.COMP	10	07:39	15:20:42.0	+49:51:41	600	90	1.5	#178 Extremely	4	
0048.sn2009fi	1800	08:09	14:06:05.8	+11:47:14	300	60	3.0	#2 SN Observat	2	
0049.COMP	10	08:40	14:06:05.8	+11:47:14	300	60	3.0	#2 SN Observat	2	

UT Date 2009-06-01 Observers Wayne PetersColl. Focus 1310 Grating/Grism 300

File	Exp Time	UT Start	RA	Dec	Gr.	P.A.	Slit	Program	Bin	Comments
0050.sn2009er	1800	08:48	15:39:29.8	+24:26:05	300	70	3.0	#2 SN Observat	2	
0051.COMP	10	09:19	15:39:29.8	+24:26:05	300	70	3.0	#2 SN Observat	2	
0052.sn2009dc	1800	09:27	15:51:12.1	+25:42:28	300	71	3.0	#2 SN Observat	2	
0053.COMP	10	09:58	15:51:12.1	+25:42:28	300	71	3.0	#2 SN Observat	2	
0054.BDp284211	90	10:06	21:51:11.0	+28:51:50	300	105	3.0	#56 Spectropho	2	
0055.BDp284211	90	10:08	21:51:11.0	+28:51:50	300	105	3.0	#56 Spectropho	2	
0056.COMP	10	10:10	21:51:11.0	+28:51:50	300	105	3.0	#56 Spectropho	2	
0057.BDp174708	60	10:15	22:11:31.4	+18:05:34	300	-60	3.0	#56 Spectropho	2	
0058.BDp174708	60	10:16	22:11:31.4	+18:05:34	300	-60	3.0	#56 Spectropho	2	
0059.COMP	10	10:19	22:11:31.4	+18:05:34	300	-60	3.0	#56 Spectropho	2	
0060.N7331	180	10:23	22:37:04.1	+34:24:56	300	90	3.0	#57 Velocity S	2	
0061.N7331	180	10:26	22:37:04.1	+34:24:56	300	90	3.0	#57 Velocity S	2	
0062.COMP	10	10:30	22:37:04.1	+34:24:56	300	90	3.0	#57 Velocity S	2	
0063.sn2009f1	1800	10:38	16:25:10.1	+40:53:21	300	90	3.0	#2 SN Observat	2	
0064.COMP	10	11:08	16:25:10.1	+40:53:21	300	90	3.0	#2 SN Observat	2	
0065-0074.BIAS	0	11:18	16:25:10.1	+40:53:21	300	90	3.0	#178 Extremely	2	
0075-0089.FLAT	7	11:24	16:25:10.1	+40:53:21	300	90	3.0	#178 Extremely	2	
0090-0099.DARK	900	13:47	16:25:10.1	+40:53:21	300	90	3.0	#178 Extremely	4	
0100-0109.DARK	900	16:20	16:25:10.1	+40:53:21	300	90	3.0	#178 Extremely	2	