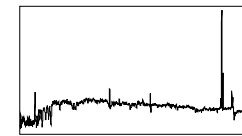
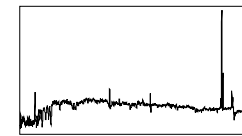
UT Date 2009-04-28 Observers P BerlindColl. Focus 1310 Grating/Grism 300

File	Exp Time	UT Start	RA	Dec	Gr.	P.A.	Slit	Program	Bin	Comments
0001-0010.BIAS	0	00:59	07:55:00.0	+32:00:00	300	89	3.0	#178 Extremely	2	
0011-0025.FLAT	7	01:04	07:55:00.0	+32:00:00	300	89	3.0	#178 Extremely	2	
0026-0035.DARK	900	03:40	07:55:00.0	+32:00:00	300	89	3.0	#178 Extremely	2	
0036.Feige34	210	04:01	10:39:36.7	+43:06:09	300	89	3.0	#56 Spectropho	2	
0037.Feige34	240	04:06	10:39:36.7	+43:06:09	300	89	3.0	#56 Spectropho	2	
0038.COMP	10	04:11	10:39:36.7	+43:06:09	300	89	3.0	#56 Spectropho	2	
0039.HD84937	30	04:12	09:48:56.1	+13:44:39	300	45	3.0	#56 Spectropho	2	
0040.HD84937	30	04:13	09:48:56.1	+13:44:39	300	45	3.0	#56 Spectropho	2	
0041.HD84937	30	04:14	09:48:56.1	+13:44:39	300	45	3.0	#56 Spectropho	2	
0042.COMP	10	04:15	09:48:56.1	+13:44:39	300	45	3.0	#56 Spectropho	2	
0043.N3227	180	04:16	10:23:30.6	+19:51:54	300	45	3.0	#6 AGN Monitor	2	
0044.COMP	10	04:22	10:23:30.6	+19:51:54	300	45	3.0	#6 AGN Monitor	2	
0045.MRK421	240	04:59	11:04:27.4	+38:12:32	300	90	3.0	#6 AGN Monitor	2	
0046.MRK421	240	05:04	11:04:27.4	+38:12:32	300	90	3.0	#6 AGN Monitor	2	
0047.COMP	10	05:08	11:04:27.4	+38:12:32	300	90	3.0	#6 AGN Monitor	2	
0048.sn2009do	1800	05:11	12:34:58.3	+50:51:04	300	1	3.0	#2 SN Observat	2	
0049.COMP	10	05:42	12:34:58.3	+50:51:04	300	1	3.0	#2 SN Observat	2	
0050.sn2009bv	1800	05:45	13:07:20.5	+35:47:04	300	89	3.0	#2 SN Observat	2	
0051.COMP	10	06:16	13:07:20.5	+35:47:04	300	89	3.0	#2 SN Observat	2	
0052.3C279	855	06:19	12:56:11.1	-05:47:22	300	12	3.0	#6 AGN Monitor	2	

UT Date 2009-04-28 Observers P BerlindColl. Focus 1310 Grating/Grism 300

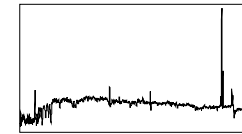
File	Exp Time	UT Start	RA	Dec	Gr.	P.A.	Slit	Program	Bin	Comments
0053.COMP	10	06:34	12:56:11.1	-05:47:22	300	12	3.0	#6 AGN Monitor	2	
0054.WCom	720	06:36	12:21:31.7	+28:13:59	300	12	3.0	#6 AGN Monitor	2	
0055.COMP	10	06:48	12:21:31.7	+28:13:59	300	12	3.0	#6 AGN Monitor	2	
0056.BIAS	0	06:50	12:21:31.7	+28:13:59	300	12	3.0	#6 AGN Monitor	2	
0057.sn2009dc	1800	07:15	15:51:12.1	+25:42:28	300	90	3.0	#2 SN Observat	2	
0058.COMP	10	07:45	15:51:12.1	+25:42:28	300	90	3.0	#2 SN Observat	2	
0059.SDSSJ1637+1422	1800	07:47	16:37:00.7	+14:22:14	300	90	3.0	#181 Populatio	2	
0060.COMP	10	08:17	16:37:00.7	+14:22:14	300	90	3.0	#181 Populatio	2	
0061.SDSSJ1646+1946	720	08:20	16:46:19.8	+19:46:03	300	90	3.0	#181 Populatio	2	
0062.COMP	10	08:33	16:46:19.8	+19:46:03	300	90	3.0	#181 Populatio	2	
0063.SDSSJ1643+4240	1500	08:35	16:43:34.0	+42:40:39	300	90	3.0	#181 Populatio	2	
0064.COMP	10	09:01	16:43:34.0	+42:40:39	300	90	3.0	#181 Populatio	2	
0065.SDSSJ1708+3539	900	09:02	17:08:12.1	+35:39:01	300	90	3.0	#181 Populatio	2	
0066.COMP	10	09:17	17:08:12.1	+35:39:01	300	90	3.0	#181 Populatio	2	
0067.SDSSJ1725+3804	1800	09:19	17:25:29.8	+38:04:51	300	90	3.0	#181 Populatio	2	
0068.COMP	10	09:49	17:25:29.8	+38:04:51	300	90	3.0	#181 Populatio	2	
0069.SDSSJ1731+3232	1200	09:51	17:31:14.5	+32:32:48	300	90	3.0	#181 Populatio	2	
0070.COMP	10	10:11	17:31:14.5	+32:32:48	300	90	3.0	#181 Populatio	2	
0071.BIAS	0	10:12	17:31:14.5	+32:32:48	300	90	3.0	#181 Populatio	2	
0072.SDSSJ1734+3213	900	10:12	17:34:49.3	+32:13:44	300	90	3.0	#181 Populatio	2	

UT Date 2009-04-28 Observers P BerlindColl. Focus 1310 Grating/Grism 300

File	Exp Time	UT Start	RA	Dec	Gr.	P.A.	Slit	Program	Bin	Comments
0073.COMP	10	10:28	17:34:49.3	+32:13:44	300	90	3.0	#181 Populatio	2	
0074.V443Her	6	10:30	18:22:07.0	+23:27:20	300	90	3.0	#12 Symbiotic	2	
0075.V443Her	15	10:30	18:22:07.0	+23:27:20	300	90	3.0	#12 Symbiotic	2	
0076.V443Her	60	10:31	18:22:07.0	+23:27:20	300	90	3.0	#12 Symbiotic	2	
0077.COMP	10	10:32	18:22:07.0	+23:27:20	300	90	3.0	#12 Symbiotic	2	
0078.AS338	100	10:33	19:03:47.0	+16:26:17	300	90	3.0	#12 Symbiotic	2	
0079.AS338	300	10:36	19:03:47.0	+16:26:17	300	90	3.0	#12 Symbiotic	2	
0080.COMP	10	10:41	19:03:47.0	+16:26:17	300	90	3.0	#12 Symbiotic	2	
0081.AS360	70	10:42	19:45:49.0	+18:36:49	300	90	3.0	#12 Symbiotic	2	
0082.AS360	360	10:44	19:45:49.0	+18:36:49	300	90	3.0	#12 Symbiotic	2	
0083.COMP	10	10:51	19:45:49.0	+18:36:49	300	90	3.0	#12 Symbiotic	2	
0084.BFCyg	15	10:52	19:23:53.0	+29:40:27	300	90	3.0	#12 Symbiotic	2	
0085.BFCyg	15	10:53	19:23:53.0	+29:40:27	300	90	3.0	#12 Symbiotic	2	
0086.COMP	10	10:53	19:23:53.0	+29:40:27	300	90	3.0	#12 Symbiotic	2	
0087.CHCyg	1	10:55	19:24:33.0	+50:14:30	300	90	3.0	#12 Symbiotic	2	
0088.CHCyg	5	10:55	19:24:33.0	+50:14:30	300	90	3.0	#12 Symbiotic	2	
0089.CHCyg	15	10:56	19:24:33.0	+50:14:30	300	90	3.0	#12 Symbiotic	2	
0090.COMP	10	10:57	19:24:33.0	+50:14:30	300	90	3.0	#12 Symbiotic	2	
0091.CICyg	5	10:58	19:50:12.0	+35:41:02	300	90	3.0	#12 Symbiotic	2	
0092.CICyg	3	10:59	19:50:12.0	+35:41:02	300	90	3.0	#12 Symbiotic	2	

UT Date 2009-04-28 Observers P BerlindColl. Focus 1310 Grating/Grism 300

File	Exp Time	UT Start	RA	Dec	Gr.	P.A.	Slit	Program	Bin	Comments
0093.CICyg	15	10:59	19:50:12.0	+35:41:02	300	90	3.0	#12 Symbiotic	2	
0094.COMP	10	11:00	19:50:12.0	+35:41:02	300	90	3.0	#12 Symbiotic	2	
0095.V1016Cyg	60	11:01	19:57:05.0	+39:49:37	300	90	3.0	#12 Symbiotic	2	
0096.V1016Cyg	5	11:02	19:57:05.0	+39:49:37	300	90	3.0	#12 Symbiotic	2	
0097.V1016Cyg	1	11:03	19:57:05.0	+39:49:37	300	90	3.0	#12 Symbiotic	2	
0098.COMP	10	11:03	19:57:05.0	+39:49:37	300	90	3.0	#12 Symbiotic	2	
0099.PUVu1	2	11:04	20:21:13.0	+21:34:21	300	90	3.0	#12 Symbiotic	2	
0100.PUVu1	12	11:05	20:21:13.0	+21:34:21	300	90	3.0	#12 Symbiotic	2	
0101.PUVu1	75	11:05	20:21:13.0	+21:34:21	300	90	3.0	#12 Symbiotic	2	
0102.COMP	10	11:07	20:21:13.0	+21:34:21	300	90	3.0	#12 Symbiotic	2	
0103.MRK501	180	11:09	16:53:52.1	+39:45:36	300	90	3.0	#6 AGN Monitor	2	
0104.MRK501	180	11:12	16:53:52.1	+39:45:36	300	90	3.0	#6 AGN Monitor	2	
0105.COMP	10	11:15	16:53:52.1	+39:45:36	300	90	3.0	#6 AGN Monitor	2	
0106.AS316	35	11:19	18:42:33.0	-21:17:47	300	0	3.0	#12 Symbiotic	2	
0107.AS316	180	11:20	18:42:33.0	-21:17:47	300	0	3.0	#12 Symbiotic	2	
0108.COMP	10	11:23	18:42:33.0	-21:17:47	300	0	3.0	#12 Symbiotic	2	
0109.AS327	35	11:24	18:53:17.0	-24:22:59	300	0	3.0	#12 Symbiotic	2	
0110.AS327	35	11:25	18:53:17.0	-24:22:59	300	0	3.0	#12 Symbiotic	2	
0111.AS327	180	11:26	18:53:17.0	-24:22:59	300	0	3.0	#12 Symbiotic	2	
0112.COMP	10	11:29	18:53:17.0	-24:22:59	300	0	3.0	#12 Symbiotic	2	

UT Date 2009-04-28 Observers P BerlindColl. Focus 1310 Grating/Grism 300

<i>File</i>	<i>Exp Time</i>	<i>UT Start</i>	<i>RA</i>	<i>Dec</i>	<i>Gr.</i>	<i>P.A.</i>	<i>Slit</i>	<i>Program</i>	<i>Bin</i>	<i>Comments</i>
0113.V919Sgr	15	11:31	19:03:45.0	-16:59:56	300	0	3.0	#12 Symbiotic	2	
0114.V919Sgr	35	11:31	19:03:45.0	-16:59:56	300	0	3.0	#12 Symbiotic	2	
0115.V919Sgr	90	11:32	19:03:45.0	-16:59:56	300	0	3.0	#12 Symbiotic	2	
0116.COMP	10	11:34	19:03:45.0	-16:59:56	300	0	3.0	#12 Symbiotic	2	
0117-0126.BIAS	0	11:45	19:03:45.0	-16:59:56	300	89	3.0	#6 AGN Monitor	2	
0127-0141.FLAT	7	11:51	19:03:45.0	-16:59:56	300	89	3.0	#6 AGN Monitor	2	
0142-0146.DARK	900	12:53	19:03:45.0	-16:59:56	300	89	3.0	#6 AGN Monitor	2	