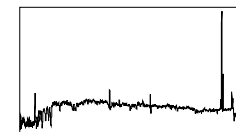
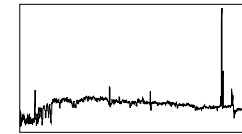
UT Date 2009-04-22 Observers A VazColl. Focus 1310 Grating/Grism 300

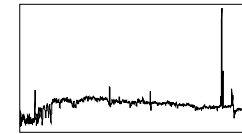
| File | Exp Time | UT Start | RA | Dec | Gr. | P.A. | Slit | Program | Bin | Comments |
|---------------------|----------|----------|------------|-----------|-----|------|------|----------------|-----|----------|
| 0001.BIAS | 0 | 19:11 | 18:20:19.1 | -26:22:46 | 300 | 90 | 3.0 | #57 Velocity S | 2 | |
| 0002-0006.DARK | 900 | 21:12 | 18:20:19.1 | -26:22:46 | 300 | 90 | 3.0 | #57 Velocity S | 2 | |
| 0007.BIAS | 0 | 22:09 | 04:37:49.4 | +31:29:15 | 300 | 90 | 3.0 | #57 Velocity S | 2 | |
| 0008.DARK | 900 | 22:10 | 04:37:49.4 | +31:29:15 | 300 | 90 | 3.0 | #57 Velocity S | 2 | |
| 0009-0017.BIAS | 0 | 22:46 | 04:37:49.4 | +31:29:15 | 300 | 90 | 3.0 | #57 Velocity S | 2 | |
| 0018.DARK | 0 | 22:46 | 04:37:49.4 | +31:29:15 | 300 | 90 | 3.0 | #57 Velocity S | 2 | |
| 0019.DARK | 900 | 22:59 | 04:37:49.4 | +31:29:15 | 300 | 90 | 3.0 | #57 Velocity S | 2 | |
| 0020-0029.BIAS | 0 | 00:13 | 06:07:09.0 | +31:30:26 | 300 | 90 | 3.0 | #57 Velocity S | 2 | |
| 0030-0044.FLAT | 7 | 00:18 | 06:07:09.0 | +31:30:26 | 300 | 90 | 3.0 | #57 Velocity S | 2 | |
| 0045-0049.DARK | 900 | 01:38 | 06:07:09.0 | +31:30:26 | 300 | 90 | 3.0 | #57 Velocity S | 2 | |
| 0050.COMP | 10 | 01:56 | 06:07:09.0 | +31:30:26 | 300 | 90 | 3.0 | #57 Velocity S | 2 | |
| 0051.COMP | 10 | 01:59 | 06:07:09.0 | +31:30:26 | 300 | 90 | 3.0 | #57 Velocity S | 2 | |
| 0052.COMP | 10 | 02:00 | 06:07:09.0 | +31:30:26 | 300 | 90 | 3.0 | #57 Velocity S | 2 | |
| 0053.COMP | 10 | 02:02 | 06:07:09.0 | +31:30:26 | 300 | 90 | 3.0 | #57 Velocity S | 2 | |
| 0054.HD84937 | 20 | 02:58 | 09:48:56.1 | +13:44:39 | 300 | 90 | 3.0 | #56 Spectropho | 2 | |
| 0055.HD84937 | 20 | 03:00 | 09:48:56.1 | +13:44:39 | 300 | 90 | 3.0 | #56 Spectropho | 2 | |
| 0056.HD84937 | 20 | 03:01 | 09:48:56.1 | +13:44:39 | 300 | 90 | 3.0 | #56 Spectropho | 2 | |
| 0057.COMP | 10 | 03:02 | 09:48:56.1 | +13:44:39 | 300 | 90 | 3.0 | #56 Spectropho | 2 | |
| 0058.SDSSJ0930+0218 | 1200 | 03:05 | 09:30:16.9 | +02:18:38 | 300 | 90 | 3.0 | #181 Populatio | 2 | |
| 0059.COMP | 10 | 03:25 | 09:30:16.9 | +02:18:38 | 300 | 90 | 3.0 | #181 Populatio | 2 | |

UT Date 2009-04-22 Observers A VazColl. Focus 1310 Grating/Grism 300

| File | Exp Time | UT Start | RA | Dec | Gr. | P.A. | Slit | Program | Bin | Comments |
|---------------------|----------|----------|------------|-----------|-----|------|------|----------------|-----|----------|
| 0060.Feige34 | 180 | 03:29 | 10:39:36.7 | +43:06:09 | 300 | 90 | 3.0 | #56 Spectropho | 2 | |
| 0061.Feige34 | 240 | 03:32 | 10:39:36.7 | +43:06:09 | 300 | 90 | 3.0 | #56 Spectropho | 2 | |
| 0062.Feige34 | 240 | 03:36 | 10:39:36.7 | +43:06:09 | 300 | 90 | 3.0 | #56 Spectropho | 2 | |
| 0063.COMP | 10 | 03:41 | 10:39:36.7 | +43:06:09 | 300 | 90 | 3.0 | #56 Spectropho | 2 | |
| 0064.SDSSJ1038+4434 | 1800 | 03:44 | 10:38:43.9 | +44:34:40 | 300 | 90 | 3.0 | #181 Populatio | 2 | |
| 0065.COMP | 10 | 04:15 | 10:38:43.9 | +44:34:40 | 300 | 90 | 3.0 | #181 Populatio | 2 | |
| 0066.N3377 | 180 | 04:17 | 10:47:42.4 | +13:59:08 | 300 | 90 | 3.0 | #57 Velocity S | 2 | |
| 0067.N3377 | 240 | 04:21 | 10:47:42.4 | +13:59:08 | 300 | 90 | 3.0 | #57 Velocity S | 2 | |
| 0068.N3377 | 240 | 04:25 | 10:47:42.4 | +13:59:08 | 300 | 90 | 3.0 | #57 Velocity S | 2 | |
| 0069.COMP | 10 | 04:29 | 10:47:42.4 | +13:59:08 | 300 | 90 | 3.0 | #57 Velocity S | 2 | |
| 0070.SDSSJ1108-1612 | 1800 | 04:35 | 11:08:59.5 | -16:12:14 | 300 | 90 | 3.0 | #181 Populatio | 2 | |
| 0071.COMP | 10 | 05:05 | 11:08:59.5 | -16:12:14 | 300 | 90 | 3.0 | #181 Populatio | 2 | |
| 0072.N4151 | 120 | 05:09 | 12:10:32.6 | +39:24:21 | 300 | 90 | 3.0 | #6 AGN Monitor | 2 | |
| 0073.N4151 | 120 | 05:12 | 12:10:32.6 | +39:24:21 | 300 | 90 | 3.0 | #6 AGN Monitor | 2 | |
| 0074.N4151 | 60 | 05:14 | 12:10:32.6 | +39:24:21 | 300 | 90 | 3.0 | #6 AGN Monitor | 2 | |
| 0075.COMP | 10 | 05:15 | 12:10:32.6 | +39:24:21 | 300 | 90 | 3.0 | #6 AGN Monitor | 2 | |
| 0076.WCom | 600 | 05:17 | 12:21:31.7 | +28:13:59 | 300 | 90 | 3.0 | #6 AGN Monitor | 2 | |
| 0077.COMP | 10 | 05:27 | 12:21:31.7 | +28:13:59 | 300 | 90 | 3.0 | #6 AGN Monitor | 2 | |
| 0078.3C279 | 720 | 05:30 | 12:56:11.1 | -05:47:22 | 300 | 90 | 3.0 | #6 AGN Monitor | 2 | |
| 0079.COMP | 10 | 05:42 | 12:56:11.1 | -05:47:22 | 300 | 90 | 3.0 | #6 AGN Monitor | 2 | |

UT Date 2009-04-22 Observers A VazColl. Focus 1310 Grating/Grism 300

| File | Exp Time | UT Start | RA | Dec | Gr. | P.A. | Slit | Program | Bin | Comments |
|---------------------|----------|----------|------------|-----------|-----|------|------|----------------|-----|----------|
| 0080.sn2009an | 1800 | 05:50 | 12:22:47.4 | +65:51:04 | 300 | -6 | 3.0 | #2 SN Observat | 2 | |
| 0081.COMP | 10 | 06:20 | 12:22:47.4 | +65:51:04 | 300 | -6 | 3.0 | #2 SN Observat | 2 | |
| 0082.N5548 | 240 | 06:27 | 14:17:59.6 | +25:08:12 | 300 | 89 | 3.0 | #6 AGN Monitor | 2 | |
| 0083.N5548 | 240 | 06:31 | 14:17:59.6 | +25:08:12 | 300 | 89 | 3.0 | #6 AGN Monitor | 2 | |
| 0084.COMP | 10 | 06:36 | 14:17:59.6 | +25:08:12 | 300 | 89 | 3.0 | #6 AGN Monitor | 2 | |
| 0085.SDSSJ1320+6759 | 1800 | 06:49 | 13:21:00.0 | +67:59:59 | 300 | 89 | 3.0 | #181 Populatio | 2 | |
| 0086.COMP | 10 | 07:20 | 13:21:00.0 | +67:59:59 | 300 | 89 | 3.0 | #181 Populatio | 2 | |
| 0087.SDSSJ1504+6613 | 2100 | 07:27 | 15:04:34.2 | +66:13:11 | 300 | 89 | 3.0 | #181 Populatio | 2 | |
| 0088.COMP | 10 | 08:03 | 15:04:34.2 | +66:13:11 | 300 | 89 | 3.0 | #181 Populatio | 2 | |
| 0089.SDSSJ1551+1439 | 1800 | 08:05 | 15:51:33.2 | +14:39:38 | 300 | 89 | 3.0 | #181 Populatio | 2 | |
| 0090.COMP | 10 | 08:36 | 15:51:33.2 | +14:39:38 | 300 | 89 | 3.0 | #181 Populatio | 2 | |
| 0091.sn2009dc | 1800 | 08:40 | 15:51:12.1 | +25:42:28 | 300 | 89 | 3.0 | #2 SN Observat | 2 | |
| 0092.COMP | 10 | 09:11 | 15:51:12.1 | +25:42:28 | 300 | 89 | 3.0 | #2 SN Observat | 2 | |
| 0093.PG1553+113 | 420 | 09:13 | 15:55:43.0 | +11:11:24 | 300 | 89 | 3.0 | #6 AGN Monitor | 2 | |
| 0094.COMP | 10 | 09:20 | 15:55:43.0 | +11:11:24 | 300 | 89 | 3.0 | #6 AGN Monitor | 2 | |
| 0095.PG1553+113 | 600 | 09:21 | 15:55:43.0 | +11:11:24 | 300 | 89 | 3.0 | #6 AGN Monitor | 2 | |
| 0096.COMP | 10 | 09:31 | 15:55:43.0 | +11:11:24 | 300 | 89 | 3.0 | #6 AGN Monitor | 2 | |
| 0097.AGDra | 2 | 09:40 | 16:01:41.0 | +66:48:10 | 300 | 89 | 3.0 | #12 Symbiotic | 2 | |
| 0098.AGDra | 15 | 09:40 | 16:01:41.0 | +66:48:10 | 300 | 89 | 3.0 | #12 Symbiotic | 2 | |
| 0099.AGDra | 45 | 09:41 | 16:01:41.0 | +66:48:10 | 300 | 89 | 3.0 | #12 Symbiotic | 2 | |

UT Date 2009-04-22 Observers A VazColl. Focus 1310 Grating/Grism 300

| <i>File</i> | <i>Exp Time</i> | <i>UT Start</i> | <i>RA</i> | <i>Dec</i> | <i>Gr.</i> | <i>P.A.</i> | <i>Slit</i> | <i>Program</i> | <i>Bin</i> | <i>Comments</i> |
|---------------------|-----------------|-----------------|------------|------------|------------|-------------|-------------|----------------|------------|-----------------|
| 0100.COMP | 10 | 09:42 | 16:01:41.0 | +66:48:10 | 300 | 89 | 3.0 | #12 Symbiotic | 2 | |
| 0101.MRK501 | 180 | 09:44 | 16:53:52.1 | +39:45:36 | 300 | 89 | 3.0 | #6 AGN Monitor | 2 | |
| 0102.MRK501 | 180 | 09:48 | 16:53:52.1 | +39:45:36 | 300 | 89 | 3.0 | #6 AGN Monitor | 2 | |
| 0103.COMP | 10 | 09:51 | 16:53:52.1 | +39:45:36 | 300 | 89 | 3.0 | #6 AGN Monitor | 2 | |
| 0104.SDSSJ1636+3458 | 1800 | 10:18 | 16:36:54.2 | +34:58:02 | 300 | 89 | 3.0 | #181 Populatio | 2 | |
| 0105.COMP | 10 | 10:49 | 16:36:54.2 | +34:58:02 | 300 | 89 | 3.0 | #181 Populatio | 2 | |
| 0106-0115.BIAS | 0 | 12:44 | 17:48:23.0 | +54:08:55 | 300 | 89 | 3.0 | #181 Populatio | 2 | |
| 0116-0130.FLAT | 7 | 12:50 | 17:48:23.0 | +54:08:55 | 300 | 89 | 3.0 | #181 Populatio | 2 | |
| 0131-0135.DARK | 900 | 13:54 | 17:48:23.0 | +54:08:55 | 300 | 89 | 3.0 | #181 Populatio | 2 | |
| 0136-0138.DARK | 900 | 18:37 | 23:18:55.7 | +31:27:33 | 300 | 89 | 3.0 | #181 Populatio | 2 | |