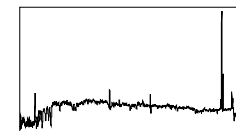
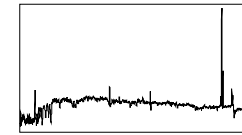
UT Date 2008-10-27 Observers P BerlindColl. Focus 1350 Grating/Grism 300

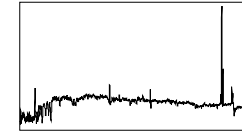
| File | Exp Time | UT Start | RA | Dec | Gr. | P.A. | Slit | Program | Bin | Comments |
|----------------|----------|----------|------------|-----------|-----|------|------|----------------|-----|----------------------------------------|
| 0001-0005.DARK | 900 | 00:12 | 18:05:00.0 | +32:00:00 | 300 | 90 | 3.0 | #57 Velocity S | 2 | |
| 0006-0015.BIAS | 0 | 00:29 | 18:05:00.0 | +32:00:00 | 300 | 90 | 3.0 | #57 Velocity S | 2 | |
| 0016-0030.FLAT | 7 | 00:35 | 18:05:00.0 | +32:00:00 | 300 | 90 | 3.0 | #57 Velocity S | 2 | |
| 0031-0035.sky | 3 | 00:50 | 19:50:00.0 | +32:00:00 | 300 | 90 | 3.0 | #57 Velocity S | 2 | |
| 0036.COMP | 10 | 00:59 | 19:50:00.0 | +32:00:00 | 300 | 90 | 3.0 | #57 Velocity S | 2 | |
| 0037.AGDra | 2 | 01:35 | 16:01:41.0 | +66:48:10 | 300 | 90 | 3.0 | #12 Symbiotic | 2 | telescope focus control not working |
| 0038.AGDra | 10 | 01:36 | 16:01:41.0 | +66:48:10 | 300 | 90 | 3.0 | #12 Symbiotic | 2 | |
| 0039.AGDra | 45 | 01:37 | 16:01:41.0 | +66:48:10 | 300 | 90 | 3.0 | #12 Symbiotic | 2 | |
| 0040.COMP | 10 | 01:38 | 16:01:41.0 | +66:48:10 | 300 | 90 | 3.0 | #12 Symbiotic | 2 | |
| 0041.CHCyg | 2 | 01:39 | 19:24:33.0 | +50:14:30 | 300 | 90 | 3.0 | #12 Symbiotic | 2 | |
| 0042.CHCyg | 4 | 01:40 | 19:24:33.0 | +50:14:30 | 300 | 90 | 3.0 | #12 Symbiotic | 2 | |
| 0043.CHCyg | 15 | 01:41 | 19:24:33.0 | +50:14:30 | 300 | 90 | 3.0 | #12 Symbiotic | 2 | |
| 0044.COMP | 10 | 01:41 | 19:24:33.0 | +50:14:30 | 300 | 90 | 3.0 | #12 Symbiotic | 2 | |
| 0045.CICyg | 4 | 01:43 | 19:50:12.0 | +35:41:02 | 300 | 90 | 3.0 | #12 Symbiotic | 2 | |
| 0046.CICyg | 15 | 01:43 | 19:50:12.0 | +35:41:02 | 300 | 90 | 3.0 | #12 Symbiotic | 2 | |
| 0047.COMP | 10 | 01:44 | 19:50:12.0 | +35:41:02 | 300 | 90 | 3.0 | #12 Symbiotic | 2 | |
| 0048.BFCyg | 15 | 01:45 | 19:23:53.0 | +29:40:27 | 300 | 90 | 3.0 | #12 Symbiotic | 2 | |
| 0049.BFCyg | 15 | 01:45 | 19:23:53.0 | +29:40:27 | 300 | 90 | 3.0 | #12 Symbiotic | 2 | |
| 0050.COMP | 10 | 01:46 | 19:23:53.0 | +29:40:27 | 300 | 90 | 3.0 | #12 Symbiotic | 2 | |
| 0051.IFS027 | 1800 | 01:48 | 20:07:14.7 | +39:02:36 | 300 | 100 | 3.0 | #186 IPHAS AGB | 2 | correct target id, but not an M/S star |

UT Date 2008-10-27 Observers P BerlindColl. Focus 1350 Grating/Grism 300

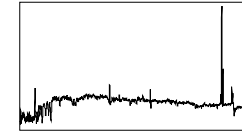
| <i>File</i> | <i>Exp Time</i> | <i>UT Start</i> | <i>RA</i> | <i>Dec</i> | <i>Gr.</i> | <i>P.A.</i> | <i>Slit</i> | <i>Program</i> | <i>Bin</i> | <i>Comments</i> |
|----------------|-----------------|-----------------|------------|------------|------------|-------------|-------------|----------------|------------|-----------------|
| 0052.COMP | 10 | 02:18 | 20:07:14.7 | +39:02:36 | 300 | 100 | 3.0 | #186 IPHAS AGB | 2 | |
| 0053.IFC032 | 1200 | 02:27 | 20:10:32.0 | +41:13:02 | 300 | 90 | 3.0 | #186 IPHAS AGB | 2 | |
| 0054.COMP | 10 | 02:47 | 20:10:32.0 | +41:13:02 | 300 | 90 | 3.0 | #186 IPHAS AGB | 2 | |
| 0055.IFS028 | 1200 | 02:48 | 20:13:01.3 | +38:57:05 | 300 | 90 | 3.0 | #186 IPHAS AGB | 2 | |
| 0056.COMP | 10 | 03:09 | 20:13:01.3 | +38:57:05 | 300 | 90 | 3.0 | #186 IPHAS AGB | 2 | |
| 0057.BDp284211 | 120 | 03:11 | 21:51:11.0 | +28:51:50 | 300 | 90 | 3.0 | #56 Spectropho | 2 | |
| 0058.BDp284211 | 120 | 03:13 | 21:51:11.0 | +28:51:50 | 300 | 90 | 3.0 | #56 Spectropho | 2 | |
| 0059.COMP | 10 | 03:17 | 21:51:11.0 | +28:51:50 | 300 | 90 | 3.0 | #56 Spectropho | 2 | |
| 0060.BDp284211 | 150 | 03:24 | 21:51:11.0 | +28:51:50 | 300 | 90 | 3.0 | #56 Spectropho | 2 | |
| 0061.BDp284211 | 150 | 03:27 | 21:51:11.0 | +28:51:50 | 300 | 90 | 3.0 | #56 Spectropho | 2 | |
| 0062.COMP | 10 | 03:29 | 21:51:11.0 | +28:51:50 | 300 | 90 | 3.0 | #56 Spectropho | 2 | |
| 0063.BDp174708 | 20 | 03:31 | 22:11:31.4 | +18:05:34 | 300 | 90 | 3.0 | #56 Spectropho | 2 | |
| 0064.BDp174708 | 45 | 03:32 | 22:11:31.4 | +18:05:34 | 300 | 90 | 3.0 | #56 Spectropho | 2 | |
| 0065.BDp174708 | 45 | 03:33 | 22:11:31.4 | +18:05:34 | 300 | 90 | 3.0 | #56 Spectropho | 2 | |
| 0066.COMP | 10 | 03:34 | 22:11:31.4 | +18:05:34 | 300 | 90 | 3.0 | #56 Spectropho | 2 | |
| 0067.IFC033 | 1200 | 03:37 | 20:10:16.8 | +38:54:32 | 300 | 90 | 3.0 | #186 IPHAS AGB | 2 | |
| 0068.COMP | 10 | 03:57 | 20:10:16.8 | +38:54:32 | 300 | 90 | 3.0 | #186 IPHAS AGB | 2 | |
| 0069.IFC034 | 1500 | 03:59 | 20:12:17.3 | +38:58:00 | 300 | 90 | 3.0 | #186 IPHAS AGB | 2 | |
| 0070.COMP | 10 | 04:25 | 20:12:17.3 | +38:58:00 | 300 | 90 | 3.0 | #186 IPHAS AGB | 2 | |
| 0071.ZAnd | 3 | 04:30 | 23:33:40.0 | +48:49:06 | 300 | 0 | 3.0 | #12 Symbiotic | 2 | |

UT Date 2008-10-27 Observers P BerlindColl. Focus 1350 Grating/Grism 300

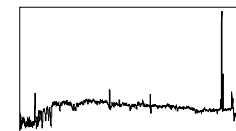
| File | Exp Time | UT Start | RA | Dec | Gr. | P.A. | Slit | Program | Bin | Comments |
|------------------|----------|----------|------------|-----------|-----|------|------|----------------|-----|--------------|
| 0072.ZAnd | 6 | 04:31 | 23:33:40.0 | +48:49:06 | 300 | 0 | 3.0 | #12 Symbiotic | 2 | |
| 0073.ZAnd | 30 | 04:32 | 23:33:40.0 | +48:49:06 | 300 | 0 | 3.0 | #12 Symbiotic | 2 | |
| 0074.COMP | 10 | 04:32 | 23:33:40.0 | +48:49:06 | 300 | 0 | 3.0 | #12 Symbiotic | 2 | |
| 0075.1ES2344p514 | 600 | 04:34 | 23:47:04.6 | +51:42:18 | 300 | 0 | 3.0 | #6 AGN Monitor | 2 | |
| 0076.COMP | 10 | 04:44 | 23:47:04.6 | +51:42:18 | 300 | 0 | 3.0 | #6 AGN Monitor | 2 | |
| 0077.IPHASB_4433 | 180 | 04:51 | 23:45:16.0 | +58:53:48 | 300 | 0 | 3.0 | #157 IPHAS | 2 | no em, ID ok |
| 0078.COMP | 10 | 04:55 | 23:45:16.0 | +58:53:48 | 300 | 0 | 3.0 | #157 IPHAS | 2 | |
| 0079.IPHASB_4434 | 180 | 04:56 | 23:45:28.7 | +59:45:01 | 300 | 0 | 3.0 | #157 IPHAS | 2 | |
| 0080.COMP | 10 | 04:59 | 23:45:28.7 | +59:45:01 | 300 | 0 | 3.0 | #157 IPHAS | 2 | |
| 0081.IPHASB_4436 | 720 | 05:01 | 23:45:48.0 | +62:49:23 | 300 | 11 | 3.0 | #157 IPHAS | 2 | |
| 0082.COMP | 10 | 05:13 | 23:45:48.0 | +62:49:23 | 300 | 11 | 3.0 | #157 IPHAS | 2 | |
| 0083.IPHASB_4437 | 180 | 05:16 | 23:45:49.4 | +60:35:16 | 300 | 20 | 3.0 | #157 IPHAS | 2 | |
| 0084.COMP | 10 | 05:19 | 23:45:49.4 | +60:35:16 | 300 | 20 | 3.0 | #157 IPHAS | 2 | |
| 0085.IPHASB_4438 | 720 | 05:20 | 23:46:21.9 | +63:22:40 | 300 | 20 | 3.0 | #157 IPHAS | 2 | |
| 0086.COMP | 10 | 05:32 | 23:46:21.9 | +63:22:40 | 300 | 20 | 3.0 | #157 IPHAS | 2 | |
| 0087.IPHASB_4440 | 900 | 05:34 | 23:46:49.5 | +64:01:39 | 300 | 20 | 3.0 | #157 IPHAS | 2 | |
| 0088.COMP | 10 | 05:49 | 23:46:49.5 | +64:01:39 | 300 | 20 | 3.0 | #157 IPHAS | 2 | |
| 0089.IPHASB_4441 | 210 | 05:50 | 23:46:57.0 | +62:33:56 | 300 | 20 | 3.0 | #157 IPHAS | 2 | |
| 0090.COMP | 10 | 05:54 | 23:46:57.0 | +62:33:56 | 300 | 20 | 3.0 | #157 IPHAS | 2 | |
| 0091.IPHASB_4443 | 300 | 05:55 | 23:47:00.0 | +60:56:27 | 300 | 20 | 3.0 | #157 IPHAS | 2 | |

UT Date 2008-10-27 Observers P BerlindColl. Focus 1350 Grating/Grism 300

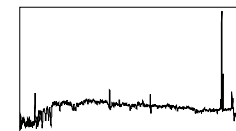
| <i>File</i> | <i>Exp Time</i> | <i>UT Start</i> | <i>RA</i> | <i>Dec</i> | <i>Gr.</i> | <i>P.A.</i> | <i>Slit</i> | <i>Program</i> | <i>Bin</i> | <i>Comments</i> |
|-----------------------|-----------------|-----------------|------------|------------|------------|-------------|-------------|----------------|------------|-----------------|
| 0092.COMP | 10 | 06:00 | 23:47:00.0 | +60:56:27 | 300 | 20 | 3.0 | #157 IPHAS | 2 | |
| 0093.sn2008g1 | 1200 | 06:04 | 01:20:54.8 | +04:48:19 | 300 | 0 | 3.0 | #2 SN Observat | 2 | |
| 0094.COMP | 10 | 06:25 | 01:20:54.8 | +04:48:19 | 300 | 0 | 3.0 | #2 SN Observat | 2 | |
| 0095.sn2008g1 | 1200 | 06:25 | 01:20:54.8 | +04:48:19 | 300 | 0 | 3.0 | #2 SN Observat | 2 | |
| 0096.COMP | 10 | 06:46 | 01:20:54.8 | +04:48:19 | 300 | 0 | 3.0 | #2 SN Observat | 2 | |
| 0097.HD232525 | 10 | 06:49 | 01:46:06.0 | +53:36:29 | 300 | 90 | 3.0 | #99 Other | 2 | |
| 0098.HD232525 | 10 | 06:49 | 01:46:06.0 | +53:36:29 | 300 | 90 | 3.0 | #99 Other | 2 | |
| 0100.HD232525off5sec | 300 | 06:54 | 01:46:06.0 | +53:36:29 | 300 | 90 | 3.0 | #99 Other | 2 | for Emilio |
| 0101.HD232525off10sec | 600 | 07:00 | 01:46:06.0 | +53:36:29 | 300 | 90 | 3.0 | #99 Other | 2 | |
| 0102.COMP | 10 | 07:10 | 01:46:06.0 | +53:36:29 | 300 | 90 | 3.0 | #99 Other | 2 | |
| 0103.EGAnd | 2 | 07:11 | 00:44:37.0 | +40:40:47 | 300 | 90 | 3.0 | #12 Symbiotic | 2 | |
| 0104.EGAnd | 5 | 07:11 | 00:44:37.0 | +40:40:47 | 300 | 90 | 3.0 | #12 Symbiotic | 2 | |
| 0105.EGAnd | 10 | 07:12 | 00:44:37.0 | +40:40:47 | 300 | 90 | 3.0 | #12 Symbiotic | 2 | |
| 0106.COMP | 10 | 07:13 | 00:44:37.0 | +40:40:47 | 300 | 90 | 3.0 | #12 Symbiotic | 2 | |
| 0107.225m280 | 240 | 07:14 | 00:44:29.8 | +41:21:25 | 300 | 90 | 3.0 | #57 Velocity S | 2 | |
| 0108.COMP | 10 | 07:18 | 00:44:29.8 | +41:21:25 | 300 | 90 | 3.0 | #57 Velocity S | 2 | |
| 0109.AXPer | 4 | 07:19 | 01:36:23.0 | +54:15:03 | 300 | 90 | 3.0 | #12 Symbiotic | 2 | |
| 0110.AXPer | 30 | 07:20 | 01:36:23.0 | +54:15:03 | 300 | 90 | 3.0 | #12 Symbiotic | 2 | |
| 0111.AXPer | 90 | 07:20 | 01:36:23.0 | +54:15:03 | 300 | 90 | 3.0 | #12 Symbiotic | 2 | |
| 0112.COMP | 10 | 07:22 | 01:36:23.0 | +54:15:03 | 300 | 90 | 3.0 | #12 Symbiotic | 2 | |

UT Date 2008-10-27 Observers P BerlindColl. Focus 1350 Grating/Grism 300

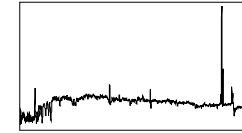
| File | Exp Time | UT Start | RA | Dec | Gr. | P.A. | Slit | Program | Bin | Comments |
|-----------------------|----------|----------|------------|-----------|-----|------|------|----------------|-----|---------------------------------------------------|
| 0113.3C66A | 300 | 07:24 | 02:22:39.6 | +43:02:08 | 300 | 90 | 3.0 | #6 AGN Monitor | 2 | |
| 0114.3C66A | 300 | 07:29 | 02:22:39.6 | +43:02:08 | 300 | 90 | 3.0 | #6 AGN Monitor | 2 | |
| 0115.COMP | 10 | 07:34 | 02:22:39.6 | +43:02:08 | 300 | 90 | 3.0 | #6 AGN Monitor | 2 | |
| 0116.LSIp61303 | 30 | 07:35 | 02:40:31.6 | +61:13:46 | 300 | 90 | 3.0 | #6 AGN Monitor | 2 | |
| 0117.LSIp61303 | 30 | 07:36 | 02:40:31.6 | +61:13:46 | 300 | 90 | 3.0 | #6 AGN Monitor | 2 | |
| 0118.COMP | 10 | 07:37 | 02:40:31.6 | +61:13:46 | 300 | 90 | 3.0 | #6 AGN Monitor | 2 | |
| 0119.01230066+5006508 | 600 | 07:40 | 01:23:00.7 | +50:06:51 | 300 | 90 | 3.0 | #141 Mapping t | 2 | excellent emission lines present in this spectrum |
| 0120.COMP | 10 | 07:51 | 01:23:00.7 | +50:06:51 | 300 | 90 | 3.0 | #141 Mapping t | 2 | |
| 0121.01231510+4920207 | 420 | 07:52 | 01:23:15.1 | +49:20:21 | 300 | 90 | 3.0 | #141 Mapping t | 2 | |
| 0122.COMP | 10 | 07:59 | 01:23:15.1 | +49:20:21 | 300 | 90 | 3.0 | #141 Mapping t | 2 | |
| 0123.01232188+5220227 | 600 | 08:00 | 01:23:21.9 | +52:20:23 | 300 | 90 | 3.0 | #141 Mapping t | 2 | |
| 0124.COMP | 10 | 08:10 | 01:23:21.9 | +52:20:23 | 300 | 90 | 3.0 | #141 Mapping t | 2 | |
| 0125.01293549+5216073 | 600 | 08:12 | 01:29:35.5 | +52:16:07 | 300 | 90 | 3.0 | #141 Mapping t | 2 | |
| 0126.COMP | 10 | 08:22 | 01:29:35.5 | +52:16:07 | 300 | 90 | 3.0 | #141 Mapping t | 2 | |
| 0127.02050790+4622331 | 600 | 08:23 | 02:05:07.9 | +46:22:33 | 300 | 90 | 3.0 | #141 Mapping t | 2 | |
| 0128.COMP | 10 | 08:33 | 02:05:07.9 | +46:22:33 | 300 | 90 | 3.0 | #141 Mapping t | 2 | |
| 0129.02062983+2756256 | 344 | 08:36 | 02:06:29.8 | +27:56:26 | 300 | 90 | 3.0 | #141 Mapping t | 2 | |
| 0130.COMP | 10 | 08:42 | 02:06:29.8 | +27:56:26 | 300 | 90 | 3.0 | #141 Mapping t | 2 | |
| 0131.02063592+2606276 | 480 | 08:43 | 02:06:35.9 | +26:06:28 | 300 | 90 | 3.0 | #141 Mapping t | 2 | |
| 0132.COMP | 10 | 08:52 | 02:06:35.9 | +26:06:28 | 300 | 90 | 3.0 | #141 Mapping t | 2 | |

UT Date 2008-10-27 Observers P BerlindColl. Focus 1350 Grating/Grism 300

| File | Exp Time | UT Start | RA | Dec | Gr. | P.A. | Slit | Program | Bin | Comments |
|-----------------------|----------|----------|------------|-----------|-----|------|------|----------------|-----|----------|
| 0133.02080836+2820367 | 600 | 08:53 | 02:08:08.4 | +28:20:37 | 300 | 90 | 3.0 | #141 Mapping t | 2 | |
| 0134.COMP | 10 | 09:03 | 02:08:08.4 | +28:20:37 | 300 | 90 | 3.0 | #141 Mapping t | 2 | |
| 0135.02081209+2755477 | 420 | 09:04 | 02:08:12.1 | +27:55:48 | 300 | 90 | 3.0 | #141 Mapping t | 2 | |
| 0136.COMP | 10 | 09:12 | 02:08:12.1 | +27:55:48 | 300 | 90 | 3.0 | #141 Mapping t | 2 | |
| 0137.02084509+2552136 | 600 | 09:13 | 02:08:45.1 | +25:52:14 | 300 | 90 | 3.0 | #141 Mapping t | 2 | |
| 0138.COMP | 10 | 09:23 | 02:08:45.1 | +25:52:14 | 300 | 90 | 3.0 | #141 Mapping t | 2 | |
| 0139.02100336+2703257 | 360 | 09:24 | 02:10:03.4 | +27:03:26 | 300 | 90 | 3.0 | #141 Mapping t | 2 | |
| 0140.COMP | 10 | 09:31 | 02:10:03.4 | +27:03:26 | 300 | 90 | 3.0 | #141 Mapping t | 2 | |
| 0141.02101793+3131357 | 600 | 09:32 | 02:10:17.9 | +31:31:36 | 300 | 90 | 3.0 | #141 Mapping t | 2 | |
| 0142.COMP | 10 | 09:42 | 02:10:17.9 | +31:31:36 | 300 | 90 | 3.0 | #141 Mapping t | 2 | |
| 0143.02104861+3459041 | 600 | 09:44 | 02:10:48.6 | +34:59:04 | 300 | 90 | 3.0 | #141 Mapping t | 2 | |
| 0144.COMP | 10 | 09:54 | 02:10:48.6 | +34:59:04 | 300 | 90 | 3.0 | #141 Mapping t | 2 | |
| 0145.02103395+4829158 | 720 | 09:56 | 02:10:34.0 | +48:29:16 | 300 | 90 | 3.0 | #141 Mapping t | 2 | |
| 0146.COMP | 10 | 10:08 | 02:10:34.0 | +48:29:16 | 300 | 90 | 3.0 | #141 Mapping t | 2 | |
| 0147.02382851+4453026 | 600 | 10:09 | 02:38:28.5 | +44:53:03 | 300 | 90 | 3.0 | #141 Mapping t | 2 | |
| 0148.COMP | 10 | 10:19 | 02:38:28.5 | +44:53:03 | 300 | 90 | 3.0 | #141 Mapping t | 2 | |
| 0149.02384262+4136182 | 330 | 10:21 | 02:38:42.6 | +41:36:18 | 300 | 90 | 3.0 | #141 Mapping t | 2 | |
| 0150.COMP | 10 | 10:27 | 02:38:42.6 | +41:36:18 | 300 | 90 | 3.0 | #141 Mapping t | 2 | |
| 0151.02390235+4634338 | 720 | 10:28 | 02:39:02.3 | +46:34:34 | 300 | 90 | 3.0 | #141 Mapping t | 2 | |
| 0152.COMP | 10 | 10:40 | 02:39:02.3 | +46:34:34 | 300 | 90 | 3.0 | #141 Mapping t | 2 | |

UT Date 2008-10-27 Observers P BerlindColl. Focus 1350 Grating/Grism 300

| File | Exp Time | UT Start | RA | Dec | Gr. | P.A. | Slit | Program | Bin | Comments |
|-----------------------|----------|----------|------------|-----------|-----|------|------|----------------|-----|-----------------|
| 0153.02393747+4031474 | 540 | 10:41 | 02:39:37.5 | +40:31:47 | 300 | 90 | 3.0 | #141 Mapping t | 2 | |
| 0154.COMP | 10 | 10:51 | 02:39:37.5 | +40:31:47 | 300 | 90 | 3.0 | #141 Mapping t | 2 | |
| 0155.HD232525 | 30 | 10:52 | 01:46:06.0 | +53:36:29 | 300 | 90 | 3.0 | #99 Other | 2 | |
| 0156.HD232525 | 30 | 10:53 | 01:46:06.0 | +53:36:29 | 300 | 90 | 3.0 | #99 Other | 2 | |
| 0157.HD232525 | 10 | 10:53 | 01:46:06.0 | +53:36:29 | 300 | 90 | 3.0 | #99 Other | 2 | |
| 0158.HD232525 | 10 | 10:54 | 01:46:06.0 | +53:36:29 | 300 | 90 | 3.0 | #99 Other | 2 | |
| 0159.HD232525off5sec | 300 | 10:55 | 01:46:06.0 | +53:36:29 | 300 | 90 | 3.0 | #99 Other | 2 | |
| 0160.HD232525off10sec | 600 | 11:00 | 01:46:06.0 | +53:36:29 | 300 | 90 | 3.0 | #99 Other | 2 | |
| 0161.COMP | 10 | 11:11 | 01:46:06.0 | +53:36:29 | 300 | 90 | 3.0 | #99 Other | 2 | |
| 0162.03122829+4110078 | 480 | 11:12 | 03:12:28.3 | +41:10:08 | 300 | 90 | 3.0 | #141 Mapping t | 2 | |
| 0163.COMP | 10 | 11:20 | 03:12:28.3 | +41:10:08 | 300 | 90 | 3.0 | #141 Mapping t | 2 | |
| 0164.03131469+4057446 | 480 | 11:21 | 03:13:14.7 | +40:57:45 | 300 | 90 | 3.0 | #141 Mapping t | 2 | |
| 0165.COMP | 10 | 11:32 | 03:13:14.7 | +40:57:45 | 300 | 90 | 3.0 | #141 Mapping t | 2 | |
| 0166.03132962+3822475 | 600 | 11:33 | 03:13:29.6 | +38:22:48 | 300 | 90 | 3.0 | #141 Mapping t | 2 | |
| 0167.COMP | 10 | 11:43 | 03:13:29.6 | +38:22:48 | 300 | 90 | 3.0 | #141 Mapping t | 2 | |
| 0168.03135178+4114450 | 484 | 11:44 | 03:13:51.8 | +41:14:45 | 300 | 90 | 3.0 | #141 Mapping t | 2 | |
| 0169.COMP | 10 | 11:52 | 03:13:51.8 | +41:14:45 | 300 | 90 | 3.0 | #141 Mapping t | 2 | |
| 0170.03540988+3407084 | 660 | 11:54 | 03:54:09.9 | +34:07:08 | 300 | 90 | 3.0 | #141 Mapping t | 2 | |
| 0171.COMP | 10 | 12:05 | 03:54:09.9 | +34:07:08 | 300 | 90 | 3.0 | #141 Mapping t | 2 | |
| 0172.04295783+3209154 | 720 | 12:06 | 04:29:57.8 | +32:09:15 | 300 | 90 | 3.0 | #141 Mapping t | 2 | close high wind |

UT Date 2008-10-27 Observers P BerlindColl. Focus 1350 Grating/Grism 300

| <i>File</i> | <i>Exp Time</i> | <i>UT Start</i> | <i>RA</i> | <i>Dec</i> | <i>Gr.</i> | <i>P.A.</i> | <i>Slit</i> | <i>Program</i> | <i>Bin</i> | <i>Comments</i> |
|----------------|-----------------|-----------------|------------|------------|------------|-------------|-------------|----------------|------------|-----------------|
| 0173.COMP | 10 | 12:19 | 04:29:57.8 | +32:09:15 | 300 | 90 | 3.0 | #141 Mapping t | 2 | |
| 0174-0183.BIAS | 0 | 12:25 | 10:23:30.6 | +19:51:54 | 300 | 90 | 3.0 | #185 NGC3227 M | 2 | |
| 0184-0198.FLAT | 7 | 12:30 | 10:23:30.6 | +19:51:54 | 300 | 90 | 3.0 | #185 NGC3227 M | 2 | |
| 0199-0203.DARK | 900 | 13:53 | 10:23:30.6 | +19:51:54 | 300 | 90 | 3.0 | #185 NGC3227 M | 2 | |