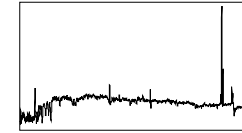
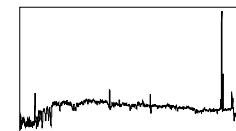
UT Date 2008-07-30 Observers P BerlindColl. Focus 1350 Grating/Grism 300

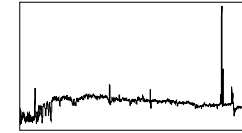
<i>File</i>	<i>Exp Time</i>	<i>UT Start</i>	<i>RA</i>	<i>Dec</i>	<i>Gr.</i>	<i>P.A.</i>	<i>Slit</i>	<i>Program</i>	<i>Bin</i>	<i>Comments</i>
0001-0010.BIAS	0	02:20	15:50:00.0	+32:00:00	300	90	3.0	#0 Calibration	2	
0011-0025.FLAT	30	02:31	15:50:00.0	+32:00:00	300	90	3.0	#0 Calibration	2	
0026-0030.sky	5	02:40	15:45:00.0	+32:00:00	300	90	3.0	#57 Velocity S	2	
0031.COMP	10	02:41	15:45:00.0	+32:00:00	300	90	3.0	#57 Velocity S	2	
0033.AGDra	30	03:15	16:01:41.0	+66:48:10	300	90	3.0	#12 Symbiotic	2	
0034.AGDra	90	03:16	16:01:41.0	+66:48:10	300	90	3.0	#12 Symbiotic	2	
0035.COMP	10	03:18	16:01:41.0	+66:48:10	300	90	3.0	#12 Symbiotic	2	
0036.BDp262606	180	03:25	14:49:02.4	+25:42:09	300	71	3.0	#56 Spectropho	2	
0037.BDp262606	180	03:28	14:49:02.4	+25:42:09	300	71	3.0	#56 Spectropho	2	
0038.COMP	10	03:31	14:49:02.4	+25:42:09	300	71	3.0	#56 Spectropho	2	
0039.BDp332642	210	03:33	15:51:59.9	+32:56:54	300	92	3.0	#56 Spectropho	2	
0040.BDp332642	210	03:37	15:51:59.9	+32:56:54	300	92	3.0	#56 Spectropho	2	
0041.COMP	10	03:40	15:51:59.9	+32:56:54	300	92	3.0	#56 Spectropho	2	
0042.N5548	420	04:03	14:17:59.6	+25:08:12	300	71	3.0	#6 AGN Monitor	2	
0043.N5548	420	04:11	14:17:59.6	+25:08:12	300	71	3.0	#6 AGN Monitor	2	
0044.COMP	10	04:18	14:17:59.6	+25:08:12	300	71	3.0	#6 AGN Monitor	2	
0045.MRK501	240	04:20	16:53:52.1	+39:45:36	300	90	3.0	#6 AGN Monitor	2	
0046.MRK501	240	04:24	16:53:52.1	+39:45:36	300	90	3.0	#6 AGN Monitor	2	
0047.COMP	10	04:28	16:53:52.1	+39:45:36	300	90	3.0	#6 AGN Monitor	2	
0048.Hen1341	30	04:34	17:08:36.0	-17:26:30	300	0	3.0	#12 Symbiotic	2	

UT Date 2008-07-30 Observers P BerlindColl. Focus 1350 Grating/Grism 300

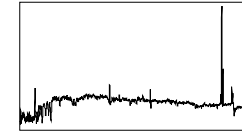
<i>File</i>	<i>Exp Time</i>	<i>UT Start</i>	<i>RA</i>	<i>Dec</i>	<i>Gr.</i>	<i>P.A.</i>	<i>Slit</i>	<i>Program</i>	<i>Bin</i>	<i>Comments</i>
0049.Hen1341	120	04:35	17:08:36.0	-17:26:30	300	0	3.0	#12 Symbiotic	2	
0050.Hen1341	240	04:37	17:08:36.0	-17:26:30	300	0	3.0	#12 Symbiotic	2	
0051.COMP	10	04:42	17:08:36.0	-17:26:30	300	0	3.0	#12 Symbiotic	2	
0052.RSOph	60	04:43	17:50:13.0	-06:42:30	300	0	3.0	#12 Symbiotic	2	
0053.RSOph	180	04:44	17:50:13.0	-06:42:30	300	0	3.0	#12 Symbiotic	2	
0054.COMP	10	04:48	17:50:13.0	-06:42:30	300	0	3.0	#12 Symbiotic	2	
0055.AS270	120	04:49	18:05:33.7	-20:20:38	300	0	3.0	#12 Symbiotic	2	
0056.AS270	480	04:51	18:05:33.7	-20:20:38	300	0	3.0	#12 Symbiotic	2	
0057.COMP	10	05:00	18:05:33.7	-20:20:38	300	0	3.0	#12 Symbiotic	2	
0058.AS296	120	05:09	18:15:07.0	-00:18:52	300	0	3.0	#12 Symbiotic	2	
0059.AS296	60	05:11	18:15:07.0	-00:18:52	300	0	3.0	#12 Symbiotic	2	
0060.AS296	180	05:12	18:15:07.0	-00:18:52	300	0	3.0	#12 Symbiotic	2	
0061.COMP	10	05:16	18:15:07.0	-00:18:52	300	0	3.0	#12 Symbiotic	2	
0062.AS289	30	05:17	18:12:22.0	-11:40:08	300	0	3.0	#12 Symbiotic	2	
0063.AS289	60	05:18	18:12:22.0	-11:40:08	300	0	3.0	#12 Symbiotic	2	
0064.AS289	480	05:20	18:12:22.0	-11:40:08	300	0	3.0	#12 Symbiotic	2	
0065.COMP	10	05:28	18:12:22.0	-11:40:08	300	0	3.0	#12 Symbiotic	2	
0066.YYHer	60	05:30	18:14:34.0	+20:59:19	300	0	3.0	#12 Symbiotic	2	
0067.YYHer	180	05:31	18:14:34.0	+20:59:19	300	0	3.0	#12 Symbiotic	2	
0068.YYHer	360	05:35	18:14:34.0	+20:59:19	300	0	3.0	#12 Symbiotic	2	

UT Date 2008-07-30 Observers P BerlindColl. Focus 1350 Grating/Grism 300

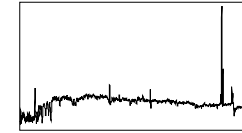
<i>File</i>	<i>Exp Time</i>	<i>UT Start</i>	<i>RA</i>	<i>Dec</i>	<i>Gr.</i>	<i>P.A.</i>	<i>Slit</i>	<i>Program</i>	<i>Bin</i>	<i>Comments</i>
0069.COMP	10	05:41	18:14:34.0	+20:59:19	300	0	3.0	#12 Symbiotic	2	
0070.V443Her	10	05:42	18:22:07.0	+23:27:20	300	0	3.0	#12 Symbiotic	2	
0071.V443Her	20	05:43	18:22:07.0	+23:27:20	300	0	3.0	#12 Symbiotic	2	
0072.V443Her	120	05:43	18:22:07.0	+23:27:20	300	0	3.0	#12 Symbiotic	2	
0073.COMP	10	05:46	18:22:07.0	+23:27:20	300	0	3.0	#12 Symbiotic	2	
0074.AS316	60	05:47	18:42:33.0	-21:17:47	300	0	3.0	#12 Symbiotic	2	
0075.AS316	180	05:49	18:42:33.0	-21:17:47	300	0	3.0	#12 Symbiotic	2	
0076.AS316	600	05:52	18:42:33.0	-21:17:47	300	0	3.0	#12 Symbiotic	2	
0077.COMP	10	06:02	18:42:33.0	-21:17:47	300	0	3.0	#12 Symbiotic	2	
0078.AS327	180	06:03	18:53:17.0	-24:22:59	300	0	3.0	#12 Symbiotic	2	
0079.AS327	600	06:07	18:53:17.0	-24:22:59	300	0	3.0	#12 Symbiotic	2	
0080.COMP	10	06:17	18:53:17.0	-24:22:59	300	0	3.0	#12 Symbiotic	2	
0081.V919Sgr	30	06:18	19:03:45.0	-16:59:56	300	0	3.0	#12 Symbiotic	2	
0082.V919Sgr	180	06:19	19:03:45.0	-16:59:56	300	0	3.0	#12 Symbiotic	2	
0083.COMP	10	06:23	19:03:45.0	-16:59:56	300	0	3.0	#12 Symbiotic	2	
0084.AS338	150	06:24	19:03:47.0	+16:26:17	300	0	3.0	#12 Symbiotic	2	
0085.AS338	720	06:27	19:03:47.0	+16:26:17	300	0	3.0	#12 Symbiotic	2	
0086.COMP	10	06:40	19:03:47.0	+16:26:17	300	0	3.0	#12 Symbiotic	2	
0087.DracoC1	1500	06:43	17:19:58.0	+57:50:06	300	0	3.0	#12 Symbiotic	2	
0088.COMP	10	07:08	17:19:58.0	+57:50:06	300	0	3.0	#12 Symbiotic	2	

UT Date 2008-07-30 Observers P BerlindColl. Focus 1350 Grating/Grism 300

<i>File</i>	<i>Exp Time</i>	<i>UT Start</i>	<i>RA</i>	<i>Dec</i>	<i>Gr.</i>	<i>P.A.</i>	<i>Slit</i>	<i>Program</i>	<i>Bin</i>	<i>Comments</i>
0089.18551083+7258080	600	07:12	18:55:10.8	+72:58:08	300	90	3.0	#141 Mapping t	2	
0090.COMP	10	07:23	18:55:10.8	+72:58:08	300	90	3.0	#141 Mapping t	2	
0091.19275780+7328315	600	07:24	19:27:57.8	+73:28:31	300	90	3.0	#141 Mapping t	2	
0092.COMP	10	07:35	19:27:57.8	+73:28:31	300	90	3.0	#141 Mapping t	2	
0093.19304007+6647472	600	07:36	19:30:40.1	+66:47:47	300	90	3.0	#141 Mapping t	2	
0094.COMP	10	07:46	19:30:40.1	+66:47:47	300	90	3.0	#141 Mapping t	2	
0095.19304311+6248270	480	07:49	19:30:43.1	+62:48:27	300	90	3.0	#141 Mapping t	2	ignore fainter star to east of galaxy
0096.COMP	10	07:57	19:30:43.1	+62:48:27	300	90	3.0	#141 Mapping t	2	
0097.19330549+6412504	480	07:59	19:33:05.5	+64:12:50	300	90	3.0	#141 Mapping t	2	
0098.COMP	10	08:07	19:33:05.5	+64:12:50	300	90	3.0	#141 Mapping t	2	
0099.19325416+7930215	600	08:08	19:32:54.2	+79:30:22	300	90	3.0	#141 Mapping t	2	
0100.COMP	10	08:19	19:32:54.2	+79:30:22	300	90	3.0	#141 Mapping t	2	
0101.19463207+7746384	480	08:20	19:46:32.1	+77:46:38	300	90	3.0	#141 Mapping t	2	
0102.COMP	10	08:29	19:46:32.1	+77:46:38	300	90	3.0	#141 Mapping t	2	
0103.19461863+7250095	720	08:30	19:46:18.6	+72:50:10	300	90	3.0	#141 Mapping t	2	
0104.COMP	10	08:43	19:46:18.6	+72:50:10	300	90	3.0	#141 Mapping t	2	
0105.19431358+7159445	720	08:44	19:43:13.6	+71:59:44	300	90	3.0	#141 Mapping t	2	
0106.COMP	10	08:56	19:43:13.6	+71:59:44	300	90	3.0	#141 Mapping t	2	
0107.20155931+6904455	720	08:57	20:15:59.3	+69:04:45	300	90	3.0	#141 Mapping t	2	
0108.COMP	10	09:10	20:15:59.3	+69:04:45	300	90	3.0	#141 Mapping t	2	

UT Date 2008-07-30 Observers P BerlindColl. Focus 1350 Grating/Grism 300

File	Exp Time	UT Start	RA	Dec	Gr.	P.A.	Slit	Program	Bin	Comments
0109.20200082+7431296	900	09:11	20:20:00.8	+74:31:30	300	90	3.0	#141 Mapping t	2	
0110.COMP	10	09:27	20:20:00.8	+74:31:30	300	90	3.0	#141 Mapping t	2	
0111.20203079+7708166	600	09:28	20:20:30.8	+77:08:17	300	90	3.0	#141 Mapping t	2	
0112.COMP	10	09:39	20:20:30.8	+77:08:17	300	90	3.0	#141 Mapping t	2	
0113.20380744+8059337	600	09:41	20:38:07.4	+80:59:34	300	90	3.0	#141 Mapping t	2	
0114.COMP	10	09:51	20:38:07.4	+80:59:34	300	90	3.0	#141 Mapping t	2	
0115.20314094+6449064	720	09:52	20:31:40.9	+64:49:06	300	90	3.0	#141 Mapping t	2	
0116.COMP	10	10:05	20:31:40.9	+64:49:06	300	90	3.0	#141 Mapping t	2	
0117.20582168+6234227	1200	10:07	20:58:21.7	+62:34:23	300	90	3.0	#141 Mapping t	2	
0118.COMP	10	10:28	20:58:21.7	+62:34:23	300	90	3.0	#141 Mapping t	2	
0119.ZAnd	2	10:29	23:33:40.0	+48:49:06	300	90	3.0	#12 Symbiotic	2	
0120.ZAnd	6	10:30	23:33:40.0	+48:49:06	300	90	3.0	#12 Symbiotic	2	
0121.ZAnd	40	10:30	23:33:40.0	+48:49:06	300	90	3.0	#12 Symbiotic	2	
0122.COMP	10	10:31	23:33:40.0	+48:49:06	300	90	3.0	#12 Symbiotic	2	
0123.RAqr	2	10:35	23:43:49.0	-15:17:05	300	0	3.0	#12 Symbiotic	2	
0124.RAqr	10	10:35	23:43:49.0	-15:17:05	300	0	3.0	#12 Symbiotic	2	
0125.RAqr	60	10:36	23:43:49.0	-15:17:05	300	0	3.0	#12 Symbiotic	2	
0126.RAqr	60	10:37	23:43:49.0	-15:17:05	300	0	3.0	#12 Symbiotic	2	
0127.COMP	10	10:39	23:43:49.0	-15:17:05	300	0	3.0	#12 Symbiotic	2	
0128.N7469	150	10:40	23:03:15.7	+08:52:27	300	25	3.0	#6 AGN Monitor	2	

UT Date 2008-07-30 Observers P BerlindColl. Focus 1350 Grating/Grism 300

<i>File</i>	<i>Exp Time</i>	<i>UT Start</i>	<i>RA</i>	<i>Dec</i>	<i>Gr.</i>	<i>P.A.</i>	<i>Slit</i>	<i>Program</i>	<i>Bin</i>	<i>Comments</i>
0129.N7469	150	10:43	23:03:15.7	+08:52:27	300	25	3.0	#6 AGN Monitor	2	
0130.COMP	10	10:46	23:03:15.7	+08:52:27	300	25	3.0	#6 AGN Monitor	2	
0131.N7331	180	10:49	22:37:04.1	+34:24:56	300	90	3.0	#57 Velocity S	2	
0132.COMP	10	10:53	22:37:04.1	+34:24:56	300	90	3.0	#57 Velocity S	2	
0133.1ES2344p514	600	10:54	23:47:04.6	+51:42:18	300	90	3.0	#6 AGN Monitor	2	
0134.1ES2344p514	600	11:05	23:47:04.6	+51:42:18	300	90	3.0	#6 AGN Monitor	2	
0135.COMP	10	11:15	23:47:04.6	+51:42:18	300	90	3.0	#6 AGN Monitor	2	
0136-0145.BIAS	0	11:19	15:50:00.0	+32:00:00	300	90	3.0	#56 Spectropho	2	
0146-0160.FLAT	30	11:30	15:50:00.0	+32:00:00	300	90	3.0	#56 Spectropho	2	
0161.dumbscript	1	11:37	15:50:00.0	+32:00:00	300	90	3.0	#0 Calibration	2	
0162-0171.BIAS	0	11:40	15:50:00.0	+32:00:00	300	90	3.0	#0 Calibration	2	
0172-0186.FLAT	30	11:50	15:50:00.0	+32:00:00	300	90	3.0	#0 Calibration	2	
0187-0191.DARK	900	12:53	15:50:00.0	+32:00:00	300	90	3.0	#0 Calibration	2	