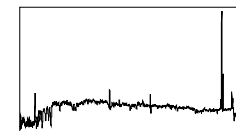
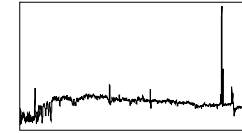
UT Date 2008-04-10 Observers K RinesColl. Focus 1330 Grating/Grism 300

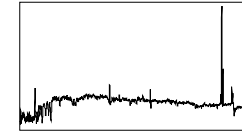
<i>File</i>	<i>Exp Time</i>	<i>UT Start</i>	<i>RA</i>	<i>Dec</i>	<i>Gr.</i>	<i>P.A.</i>	<i>Slit</i>	<i>Program</i>	<i>Bin</i>	<i>Comments</i>
0001-0010.DARK	900	01:25	19:23:53.0	+29:40:27	300	90	3.0	#171 Local Uni	2	
0011.COMP	12	01:53	19:23:53.0	+29:40:27	300	90	3.0	#171 Local Uni	2	
0012-0022.BIAS	0	01:57	19:23:53.0	+29:40:27	300	90	3.0	#171 Local Uni	2	
0023.COMP	12	02:01	19:23:53.0	+29:40:27	300	90	3.0	#171 Local Uni	2	
0024-0038.FLAT	25	02:10	19:23:53.0	+29:40:27	300	90	3.0	#171 Local Uni	2	
0039.N3377	180	02:36	10:47:42.0	+13:59:09	300	90	3.0	#57 Velocity S	2	
0040.COMP	12	02:39	10:47:42.0	+13:59:09	300	90	3.0	#57 Velocity S	2	
0041.05225957+1528239	360	02:43	05:22:59.6	+15:28:24	300	90	3.0	#141 Mapping t	2	
0042.COMP	12	02:49	05:22:59.6	+15:28:24	300	90	3.0	#141 Mapping t	2	
0043.05400099+1019537	480	02:52	05:40:01.0	+10:19:54	300	90	3.0	#141 Mapping t	2	
0044.COMP	12	03:00	05:40:01.0	+10:19:54	300	90	3.0	#141 Mapping t	2	
0045.05381161+0949023	480	03:02	05:38:11.6	+09:49:02	300	90	3.0	#141 Mapping t	2	
0046.COMP	12	03:10	05:38:11.6	+09:49:02	300	90	3.0	#141 Mapping t	2	
0047.05381541+0956073	360	03:12	05:38:15.4	+09:56:07	300	90	3.0	#141 Mapping t	2	
0048.COMP	12	03:18	05:38:15.4	+09:56:07	300	90	3.0	#141 Mapping t	2	
0049.05313808+0750251	480	03:19	05:31:38.1	+07:50:25	300	90	3.0	#141 Mapping t	2	
0050.COMP	12	03:27	05:31:38.1	+07:50:25	300	90	3.0	#141 Mapping t	2	
0051.05215546+1506574	480	03:29	05:21:55.5	+15:06:57	300	90	3.0	#141 Mapping t	2	
0052.COMP	12	03:38	05:21:55.5	+15:06:57	300	90	3.0	#141 Mapping t	2	
0053.05221817+1752277	480	03:39	05:22:18.2	+17:52:28	300	90	3.0	#141 Mapping t	2	

UT Date 2008-04-10 Observers K RinesColl. Focus 1330 Grating/Grism 300

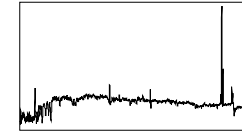
File	Exp Time	UT Start	RA	Dec	Gr.	P.A.	Slit	Program	Bin	Comments
0054.COMP	12	03:47	05:22:18.2	+17:52:28	300	90	3.0	#141 Mapping t	2	
0055.05382219+5206048	480	03:50	05:38:22.2	+52:06:05	300	90	3.0	#141 Mapping t	2	
0056.COMP	12	03:59	05:38:22.2	+52:06:05	300	90	3.0	#141 Mapping t	2	
0057.05315969+5507345	480	04:00	05:31:59.7	+55:07:34	300	90	3.0	#141 Mapping t	2	
0058.COMP	12	04:08	05:31:59.7	+55:07:34	300	90	3.0	#141 Mapping t	2	
0059.05465424+5051027	300	04:09	05:46:54.2	+50:51:03	300	90	3.0	#141 Mapping t	2	
0060.COMP	12	04:15	05:46:54.2	+50:51:03	300	90	3.0	#141 Mapping t	2	
0061.05475293+5029483	300	04:15	05:47:52.9	+50:29:48	300	90	3.0	#141 Mapping t	2	
0062.COMP	12	04:21	05:47:52.9	+50:29:48	300	90	3.0	#141 Mapping t	2	
0063.05484135+5505492	480	04:22	05:48:41.3	+55:05:49	300	90	3.0	#141 Mapping t	2	
0064.COMP	12	04:30	05:48:41.3	+55:05:49	300	90	3.0	#141 Mapping t	2	
0065.05504159+5554074	360	04:31	05:50:41.6	+55:54:07	300	90	3.0	#141 Mapping t	2	
0066.COMP	12	04:38	05:50:41.6	+55:54:07	300	90	3.0	#141 Mapping t	2	
0067.05545317+4856557	360	04:39	05:54:53.2	+48:56:56	300	90	3.0	#141 Mapping t	2	
0068.COMP	12	04:45	05:54:53.2	+48:56:56	300	90	3.0	#141 Mapping t	2	
0069.05521081+5304496	480	04:47	05:52:10.8	+53:04:50	300	90	3.0	#141 Mapping t	2	
0070.COMP	12	04:55	05:52:10.8	+53:04:50	300	90	3.0	#141 Mapping t	2	
0071.05580394+5423085	360	04:56	05:58:03.9	+54:23:09	300	90	3.0	#141 Mapping t	2	
0072.COMP	12	05:02	05:58:03.9	+54:23:09	300	90	3.0	#141 Mapping t	2	
0073.06112004+5231503	480	05:03	06:11:20.0	+52:31:50	300	90	3.0	#141 Mapping t	2	

UT Date 2008-04-10 Observers K RinesColl. Focus 1330 Grating/Grism 300

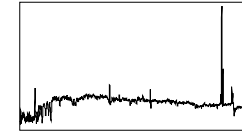
<i>File</i>	<i>Exp Time</i>	<i>UT Start</i>	<i>RA</i>	<i>Dec</i>	<i>Gr.</i>	<i>P.A.</i>	<i>Slit</i>	<i>Program</i>	<i>Bin</i>	<i>Comments</i>
0074.COMP	12	05:12	06:11:20.0	+52:31:50	300	90	3.0	#141 Mapping t	2	
0075.HD84937	20	05:14	09:48:54.9	+13:45:14	300	90	3.0	#56 Spectropho	2	
0076.HD84937	20	05:15	09:48:54.9	+13:45:14	300	90	3.0	#56 Spectropho	2	
0077.HD84937	20	05:15	09:48:54.9	+13:45:14	300	90	3.0	#56 Spectropho	2	
0078.COMP	12	05:16	09:48:54.9	+13:45:14	300	90	3.0	#56 Spectropho	2	
0079.Feige34	180	05:18	10:39:36.9	+43:06:11	300	90	3.0	#56 Spectropho	2	
0080.Feige34	180	05:21	10:39:36.9	+43:06:11	300	90	3.0	#56 Spectropho	2	
0081.COMP	12	05:24	10:39:36.9	+43:06:11	300	90	3.0	#172 SDSS Clus	2	
0082.cirsfastf078	600	05:26	11:21:37.1	+02:47:18	300	90	3.0	#172 SDSS Clus	2	
0083.COMP	12	05:37	11:21:37.1	+02:47:18	300	90	3.0	#172 SDSS Clus	2	
0084.cirsfastf079	1200	05:38	11:21:39.9	+04:36:28	300	90	3.0	#172 SDSS Clus	2	
0085.COMP	12	05:59	11:21:39.9	+04:36:28	300	90	3.0	#172 SDSS Clus	2	
0086.cirsfastf080	1020	06:00	11:21:58.1	+03:01:26	300	90	3.0	#172 SDSS Clus	2	
0087.COMP	12	06:18	11:21:58.1	+03:01:26	300	90	3.0	#172 SDSS Clus	2	
0088.cirsfastf081	600	06:19	11:22:02.3	+00:46:56	300	90	3.0	#172 SDSS Clus	2	
0089.COMP	12	06:29	11:22:02.3	+00:46:56	300	90	3.0	#172 SDSS Clus	2	
0090.sn2008bf	1200	06:32	12:04:02.9	+20:14:43	300	90	3.0	#2 SN Observat	2	
0091.COMP	12	06:52	12:04:02.9	+20:14:43	300	90	3.0	#2 SN Observat	2	
0092.sn2007sr	1200	06:56	12:01:52.8	-18:58:22	300	15	3.0	#2 SN Observat	2	
0093.COMP	12	07:17	12:01:52.8	-18:58:22	300	15	3.0	#2 SN Observat	2	

UT Date 2008-04-10 Observers K RinesColl. Focus 1330 Grating/Grism 300

<i>File</i>	<i>Exp Time</i>	<i>UT Start</i>	<i>RA</i>	<i>Dec</i>	<i>Gr.</i>	<i>P.A.</i>	<i>Slit</i>	<i>Program</i>	<i>Bin</i>	<i>Comments</i>
0094.fmfs356	600	07:23	12:57:20.5	-08:56:03	300	90	3.0	#171 Local Uni	2	
0095.COMP	12	07:33	12:57:20.5	-08:56:03	300	90	3.0	#171 Local Uni	2	
0096.fmfs357	720	07:34	12:57:25.7	-09:48:04	300	90	3.0	#171 Local Uni	2	
0097.COMP	12	07:47	12:57:25.7	-09:48:04	300	90	3.0	#171 Local Uni	2	
0098.fmfs360	600	07:48	12:57:39.2	-09:04:32	300	90	3.0	#171 Local Uni	2	
0099.COMP	12	07:58	12:57:39.2	-09:04:32	300	90	3.0	#171 Local Uni	2	
0100.fmfs361	600	08:00	12:57:39.5	-10:43:36	300	90	3.0	#171 Local Uni	2	
0101.COMP	12	08:10	12:57:39.5	-10:43:36	300	90	3.0	#171 Local Uni	2	
0102.fmfs364	300	08:11	12:58:10.5	-10:09:28	300	90	3.0	#171 Local Uni	2	
0103.COMP	12	08:17	12:58:10.5	-10:09:28	300	90	3.0	#171 Local Uni	2	
0104.fmfs363	420	08:18	12:58:03.7	-09:03:48	300	90	3.0	#171 Local Uni	2	
0105.COMP	12	08:25	12:58:03.7	-09:03:48	300	90	3.0	#171 Local Uni	2	
0106.fmfs358	600	08:26	12:57:29.4	-09:04:42	300	90	3.0	#171 Local Uni	2	
0107.COMP	12	08:37	12:57:29.4	-09:04:42	300	90	3.0	#171 Local Uni	2	
0108.fmfs359	480	08:38	12:57:32.5	-07:58:05	300	90	3.0	#171 Local Uni	2	
0109.COMP	12	08:46	12:57:32.5	-07:58:05	300	90	3.0	#171 Local Uni	2	
0110.fmfs370	600	08:48	12:58:30.9	-07:45:04	300	90	3.0	#171 Local Uni	2	
0111.COMP	12	08:59	12:58:30.9	-07:45:04	300	90	3.0	#171 Local Uni	2	
0112.fmfs439	720	09:01	16:57:32.8	-01:38:29	300	90	3.0	#171 Local Uni	2	
0113.COMP	12	09:14	16:57:32.8	-01:38:29	300	90	3.0	#171 Local Uni	2	

UT Date 2008-04-10 Observers K RinesColl. Focus 1330 Grating/Grism 300

<i>File</i>	<i>Exp Time</i>	<i>UT Start</i>	<i>RA</i>	<i>Dec</i>	<i>Gr.</i>	<i>P.A.</i>	<i>Slit</i>	<i>Program</i>	<i>Bin</i>	<i>Comments</i>
0114.fmfs440	360	09:15	16:57:35.6	-01:47:46	300	90	3.0	#171 Local Uni	2	
0115.COMP	12	09:21	16:57:35.6	-01:47:46	300	90	3.0	#171 Local Uni	2	
0116.fmfs441	600	09:23	16:57:41.4	-01:45:16	300	90	3.0	#171 Local Uni	2	
0117.COMP	12	09:33	16:57:41.4	-01:45:16	300	90	3.0	#171 Local Uni	2	
0118.fmfs442	720	09:34	16:57:44.0	-00:48:01	300	90	3.0	#171 Local Uni	2	
0119.COMP	12	09:47	16:57:44.0	-00:48:01	300	90	3.0	#171 Local Uni	2	
0120.fmfs443	300	09:49	16:57:44.3	-01:47:57	300	90	3.0	#171 Local Uni	2	
0121.COMP	12	09:54	16:57:44.3	-01:47:57	300	90	3.0	#171 Local Uni	2	
0122.fmfs444	420	09:55	16:57:46.0	-01:48:11	300	90	3.0	#171 Local Uni	2	
0123.COMP	12	10:02	16:57:46.0	-01:48:11	300	90	3.0	#171 Local Uni	2	
0124.17585391+3658483	420	10:05	17:58:53.9	+36:58:48	300	90	3.0	#141 Mapping t	2	
0125.COMP	12	10:12	17:58:53.9	+36:58:48	300	90	3.0	#141 Mapping t	2	
0126.17591914+3625353	240	10:13	17:59:19.1	+36:25:35	300	90	3.0	#141 Mapping t	2	
0127.COMP	12	10:17	17:59:19.1	+36:25:35	300	90	3.0	#141 Mapping t	2	
0128.18205551+3259271	900	10:20	18:20:55.5	+32:59:27	300	90	3.0	#141 Mapping t	2	
0129.COMP	12	10:35	18:20:55.5	+32:59:27	300	90	3.0	#141 Mapping t	2	
0130.18285455+2932346	480	10:37	18:28:54.5	+29:32:35	300	90	3.0	#141 Mapping t	2	
0131.COMP	12	10:45	18:28:54.5	+29:32:35	300	90	3.0	#141 Mapping t	2	
0132.18285677+2950346	420	10:47	18:28:56.8	+29:50:35	300	90	3.0	#141 Mapping t	2	
0133.COMP	12	10:54	18:28:56.8	+29:50:35	300	90	3.0	#141 Mapping t	2	

UT Date 2008-04-10 Observers K RinesColl. Focus 1330 Grating/Grism 300

<i>File</i>	<i>Exp Time</i>	<i>UT Start</i>	<i>RA</i>	<i>Dec</i>	<i>Gr.</i>	<i>P.A.</i>	<i>Slit</i>	<i>Program</i>	<i>Bin</i>	<i>Comments</i>
0134.sn2008bo	1500	11:04	18:19:54.3	+74:34:21	300	20	3.0	#2 SN Observat	2	
0135.COMP	12	11:30	18:19:54.3	+74:34:21	300	20	3.0	#2 SN Observat	2	
0136.fmf291	1200	11:37	17:18:17.1	+77:40:54	300	30	3.0	#171f Local Un	2	
0137.COMP	12	11:57	17:18:17.1	+77:40:54	300	30	3.0	#171f Local Un	2	
0138.fmf293	605	12:00	17:18:26.8	+77:54:47	300	20	3.0	#171f Local Un	2	
0139.COMP	12	12:10	17:18:26.8	+77:54:47	300	20	3.0	#171f Local Un	2	
0140-0150.BIAS	0	12:59	18:49:30.1	+31:30:23	300	90	3.0	#2 SN Observat	2	
0151.COMP	12	13:06	18:49:30.1	+31:30:23	300	90	3.0	#2 SN Observat	2	
0152-0161.DARK	900	15:31	18:49:30.1	+31:30:23	300	90	3.0	#2 SN Observat	2	