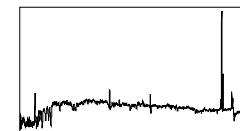


UT Date 2008-04-08 Observers M CalkinsColl. Focus 1330 Grating/Grism 300

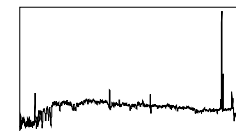
<i>File</i>	<i>Exp Time</i>	<i>UT Start</i>	<i>RA</i>	<i>Dec</i>	<i>Gr.</i>	<i>P.A.</i>	<i>Slit</i>	<i>Program</i>	<i>Bin</i>	<i>Comments</i>
0001-0003.DARK	900	01:53	07:04:11.5	+31:31:11	300	90	3.0	#57 Velocity S	4	
0004-0013.BIAS	0	02:12	07:04:11.5	+31:31:11	300	90	3.0	#57 Velocity S	4	
0014-0023.FLAT	12	02:19	07:04:11.5	+31:31:11	300	90	3.0	#57 Velocity S	4	
0024-0033.BIAS	0	02:21	07:04:11.5	+31:31:11	300	90	3.0	#57 Velocity S	2	
0034-0053.FLAT	25	02:34	07:04:11.5	+31:31:11	300	90	3.0	#57 Velocity S	2	
0054.HD52071	2	02:44	07:00:58.0	+27:09:26	300	90	3.0	#57 Velocity S	2	
0055.COMP	12	02:45	07:00:58.0	+27:09:26	300	90	3.0	#57 Velocity S	2	
0056.SDSS0737+3844	1200	02:48	07:37:40.0	+38:44:13	300	90	3.0	#165 Quasar Br	2	
0057.SDSS0737+3844	1200	03:08	07:37:40.0	+38:44:13	300	90	3.0	#165 Quasar Br	2	
0058.SDSS0737+3844	1200	03:28	07:37:40.0	+38:44:13	300	90	3.0	#165 Quasar Br	2	
0059.COMP	12	03:49	07:37:40.0	+38:44:13	300	90	3.0	#165 Quasar Br	2	
0060.SDSS0803+3022	1200	03:51	08:03:42.0	+30:22:55	300	80	3.0	#165 Quasar Br	2	
0061.SDSS0803+3022	1200	04:11	08:03:42.0	+30:22:55	300	80	3.0	#165 Quasar Br	2	
0062.SDSS0803+3022	1200	04:31	08:03:42.0	+30:22:55	300	80	3.0	#165 Quasar Br	2	
0063.COMP	12	04:52	08:03:42.0	+30:22:55	300	80	3.0	#165 Quasar Br	2	
0064.SDSS0845+3420	1200	04:54	08:45:38.7	+34:20:44	300	88	3.0	#165 Quasar Br	2	
0065.SDSS0845+3420	1200	05:14	08:45:38.7	+34:20:44	300	88	3.0	#165 Quasar Br	2	
0066.SDSS0845+3420	1200	05:34	08:45:38.7	+34:20:44	300	88	3.0	#165 Quasar Br	2	
0067.COMP	12	05:55	08:45:38.7	+34:20:44	300	88	3.0	#56 Spectropho	2	
0068.HD84937	12	06:00	09:48:54.9	+13:45:14	300	51	3.0	#56 Spectropho	2	

UT Date 2008-04-08 Observers M CalkinsColl. Focus 1330 Grating/Grism 300

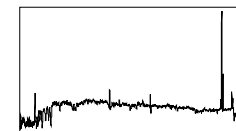
File	Exp Time	UT Start	RA	Dec	Gr.	P.A.	Slit	Program	Bin	Comments
0069.HD84937	12	06:00	09:48:54.9	+13:45:14	300	51	3.0	#56 Spectropho	2	
0070.HD84937	12	06:00	09:48:54.9	+13:45:14	300	51	3.0	#56 Spectropho	2	
0071.COMP	12	06:01	09:48:54.9	+13:45:14	300	51	3.0	#56 Spectropho	2	
0072.Feige34	150	06:04	10:39:36.9	+43:06:11	300	109	3.0	#56 Spectropho	2	
0073.COMP	12	06:07	10:39:36.9	+43:06:11	300	109	3.0	#56 Spectropho	2	
0074.sn2008bn	1800	06:11	12:16:25.5	+47:01:41	300	19	3.0	#2 SN Observat	2	
0075.COMP	12	06:41	12:16:25.5	+47:01:41	300	19	3.0	#2 SN Observat	2	
0076.sn2008ax	1200	06:44	12:30:40.8	+41:38:15	300	5	3.0	#2 SN Observat	2	
0077.COMP	12	07:05	12:30:40.8	+41:38:15	300	5	3.0	#2 SN Observat	2	
0078.sn2008aw	1800	07:08	13:04:14.1	-10:19:12	300	-4	3.0	#2 SN Observat	2	
0079.COMP	12	07:39	13:04:14.1	-10:19:12	300	-4	3.0	#2 SN Observat	2	
0080.SDSSJ1230+5450	1500	07:44	12:30:36.7	+54:50:59	300	90	3.0	#181 Populatio	2	
0081.COMP	12	08:09	12:30:36.7	+54:50:59	300	90	3.0	#181 Populatio	2	
0082.SDSSJ1232+2222	1200	08:11	12:32:55.1	+22:22:10	300	90	3.0	#181 Populatio	2	
0083.COMP	12	08:32	12:32:55.1	+22:22:10	300	90	3.0	#181 Populatio	2	
0084.SDSSJ1242+1943	1800	08:33	12:42:06.1	+19:43:06	300	90	3.0	#181 Populatio	2	
0085.COMP	12	09:04	12:42:06.1	+19:43:06	300	90	3.0	#181 Populatio	2	
0086.SDSSJ1243+2057	900	09:05	12:43:06.1	+20:57:09	300	90	3.0	#181 Populatio	2	
0087.COMP	12	09:21	12:43:06.1	+20:57:09	300	90	3.0	#181 Populatio	2	
0088.SDSSJ1243+4500	1500	09:24	12:43:22.4	+45:00:02	300	90	3.0	#181 Populatio	2	

UT Date 2008-04-08 Observers M CalkinsColl. Focus 1330 Grating/Grism 300

File	Exp Time	UT Start	RA	Dec	Gr.	P.A.	Slit	Program	Bin	Comments
0089.COMP	12	09:50	12:43:22.4	+45:00:02	300	90	3.0	#181 Populatio	2	
0090.SDSSJ1246+1600	1500	09:52	12:46:20.0	+16:00:50	300	90	3.0	#181 Populatio	2	
0091.COMP	12	10:18	12:46:20.0	+16:00:50	300	90	3.0	#181 Populatio	2	
0092.17462626+0646180	360	10:20	17:46:26.3	+06:46:18	300	90	3.0	#141 Mapping t	2	row=80
0093.COMP	12	10:26	17:46:26.3	+06:46:18	300	90	3.0	#141 Mapping t	2	
0094.17464111+4140212	240	10:28	17:46:41.1	+41:40:21	300	90	3.0	#141 Mapping t	2	
0095.COMP	12	10:33	17:46:41.1	+41:40:21	300	90	3.0	#141 Mapping t	2	
0096.17465939+4017013	210	10:33	17:46:59.4	+40:17:01	300	90	3.0	#141 Mapping t	2	
0097.COMP	12	10:37	17:46:59.4	+40:17:01	300	90	3.0	#141 Mapping t	2	
0098.17480777+0650599	180	10:39	17:48:07.8	+06:51:00	300	90	3.0	#141 Mapping t	2	
0099.COMP	12	10:43	17:48:07.8	+06:51:00	300	90	3.0	#141 Mapping t	2	
0100.17483528+2900378	270	10:44	17:48:35.3	+29:00:38	300	90	3.0	#141 Mapping t	2	
0101.COMP	12	10:49	17:48:35.3	+29:00:38	300	90	3.0	#141 Mapping t	2	
0102.17483722+8405271	240	10:56	17:48:37.2	+84:05:27	300	90	3.0	#141 Mapping t	2	
0103.COMP	12	11:00	17:48:37.2	+84:05:27	300	90	3.0	#141 Mapping t	2	
0104.17484320+2439073	240	11:02	17:48:43.2	+24:39:07	300	90	3.0	#141 Mapping t	2	
0105.COMP	12	11:06	17:48:43.2	+24:39:07	300	90	3.0	#141 Mapping t	2	
0106.17490873+1421560	240	11:08	17:49:08.7	+14:21:56	300	90	3.0	#141 Mapping t	2	
0107.COMP	12	11:12	17:49:08.7	+14:21:56	300	90	3.0	#141 Mapping t	2	
0108.17494968+0726451	150	11:13	17:49:49.7	+07:26:45	300	90	3.0	#141 Mapping t	2	

UT Date 2008-04-08 Observers M CalkinsColl. Focus 1330 Grating/Grism 300

File	Exp Time	UT Start	RA	Dec	Gr.	P.A.	Slit	Program	Bin	Comments
0109.COMP	12	11:17	17:49:49.7	+07:26:45	300	90	3.0	#141 Mapping t	2	
0110.17500974+2706358	150	11:18	17:50:09.7	+27:06:36	300	90	3.0	#141 Mapping t	2	
0111.COMP	12	11:21	17:50:09.7	+27:06:36	300	90	3.0	#141 Mapping t	2	
0112.17502221+3838342	120	11:22	17:50:22.2	+38:38:34	300	90	3.0	#141 Mapping t	2	
0113.COMP	12	11:25	17:50:22.2	+38:38:34	300	90	3.0	#141 Mapping t	2	
0114.17505473+3152480	240	11:26	17:50:54.7	+31:52:48	300	90	3.0	#141 Mapping t	2	
0115.COMP	12	11:31	17:50:54.7	+31:52:48	300	90	3.0	#141 Mapping t	2	
0116.17511726+2027434	70	11:33	17:51:17.3	+20:27:43	300	90	3.0	#141 Mapping t	2	
0117.COMP	12	11:35	17:51:17.3	+20:27:43	300	90	3.0	#141 Mapping t	2	
0118.17511726+2027434	120	11:35	17:51:17.3	+20:27:43	300	90	3.0	#141 Mapping t	2	row=80
0119.COMP	12	11:38	17:51:17.3	+20:27:43	300	90	3.0	#141 Mapping t	2	
0120.17563128+2702515	720	11:40	17:56:31.3	+27:02:52	300	90	3.0	#141 Mapping t	2	row=81
0121.COMP	12	11:52	17:56:31.3	+27:02:52	300	90	3.0	#141 Mapping t	2	
0122.17583534+1320546	300	12:03	17:58:35.3	+13:20:55	300	90	3.0	#141 Mapping t	2	
0123.COMP	12	12:08	17:58:35.3	+13:20:55	300	90	3.0	#141 Mapping t	2	
0124.BDp332642	90	12:10	15:52:00.0	+32:56:54	300	90	3.0	#56 Spectropho	2	
0125.COMP	12	12:12	15:52:00.0	+32:56:54	300	90	3.0	#56 Spectropho	2	
0126-0135.BIAS	0	12:20	15:52:00.0	+32:56:54	300	90	3.0	#57 Velocity S	4	
0136-0145.FLAT	12	12:24	15:52:00.0	+32:56:54	300	90	3.0	#57 Velocity S	4	
0146-0155.BIAS	0	12:27	15:52:00.0	+32:56:54	300	90	3.0	#57 Velocity S	2	

UT Date 2008-04-08 Observers M CalkinsColl. Focus 1330 Grating/Grism 300

<i>File</i>	<i>Exp Time</i>	<i>UT Start</i>	<i>RA</i>	<i>Dec</i>	<i>Gr.</i>	<i>P.A.</i>	<i>Slit</i>	<i>Program</i>	<i>Bin</i>	<i>Comments</i>
0156-0175.FLAT	25	12:39	15:52:00.0	+32:56:54	300	90	3.0	#57 Velocity S	2	
0176-0185.DARK	900	14:59	15:52:00.0	+32:56:54	300	90	3.0	#57 Velocity S	2	