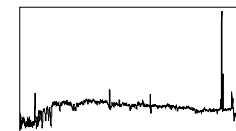
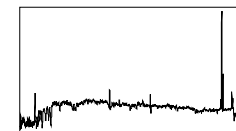
UT Date 2008-03-29 Observers M CalkinsColl. Focus 1330 Grating/Grism 300

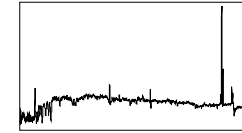
<i>File</i>	<i>Exp Time</i>	<i>UT Start</i>	<i>RA</i>	<i>Dec</i>	<i>Gr.</i>	<i>P.A.</i>	<i>Slit</i>	<i>Program</i>	<i>Bin</i>	<i>Comments</i>
0001-0010.DARK	900	01:38	04:02:30.5	+31:29:04	300	90	3.0	#171 Local Uni	4	
0011-0020.BIAS	0	01:55	04:02:30.5	+31:29:04	300	90	3.0	#171 Local Uni	4	
0021-0030.FLAT	12	01:59	04:02:30.5	+31:29:04	300	90	3.0	#171 Local Uni	4	
0031-0040.BIAS	0	02:03	04:02:30.5	+31:29:04	300	90	3.0	#171 Local Uni	2	
0041-0060.FLAT	25	02:15	04:02:30.5	+31:29:04	300	90	3.0	#171 Local Uni	2	
0061.Hiltner600	70	02:40	06:45:13.4	+02:08:14	300	90	3.0	#56 Spectropho	4	
0062.COMP	5	02:42	06:45:13.4	+02:08:14	300	90	3.0	#56 Spectropho	4	
0063.Hiltner600	70	02:43	06:45:13.4	+02:08:14	300	90	3.0	#56 Spectropho	2	
0064.COMP	12	02:45	06:45:13.4	+02:08:14	300	90	3.0	#56 Spectropho	2	
0065.N3379	60	02:48	10:47:50.0	+12:34:55	300	90	3.0	#57 Velocity S	2	
0066.COMP	12	02:50	10:47:50.0	+12:34:55	300	90	3.0	#57 Velocity S	2	
0067.J053458+095627	60	02:54	05:34:58.2	+09:56:27	300	90	3.0	#112 Orion PMS	2	
0068.COMP	12	02:56	05:34:58.2	+09:56:27	300	90	3.0	#112 Orion PMS	2	
0069.HD245460	60	02:57	05:36:33.8	+09:35:58	300	90	3.0	#112 Orion PMS	2	
0070.COMP	12	02:59	05:36:33.8	+09:35:58	300	90	3.0	#112 Orion PMS	2	
0071.Akn120	300	03:01	05:16:11.5	-00:09:01	300	70	3.0	#6 AGN Monitor	2	
0072.COMP	12	03:07	05:16:11.5	-00:09:01	300	70	3.0	#6 AGN Monitor	2	
0073.GSC00705-00764	30	03:09	05:36:15.4	+10:01:53	300	90	3.0	#112 Orion PMS	2	
0074.COMP	12	03:10	05:36:15.4	+10:01:53	300	90	3.0	#112 Orion PMS	2	
0075.GITau	240	03:12	04:33:34.0	+24:21:18	300	90	3.0	#12 Symbiotic	2	

UT Date 2008-03-29 Observers M CalkinsColl. Focus 1330 Grating/Grism 300

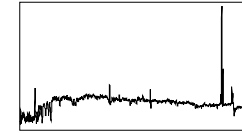
<i>File</i>	<i>Exp Time</i>	<i>UT Start</i>	<i>RA</i>	<i>Dec</i>	<i>Gr.</i>	<i>P.A.</i>	<i>Slit</i>	<i>Program</i>	<i>Bin</i>	<i>Comments</i>
0076.COMP	12	03:17	04:33:34.0	+24:21:18	300	90	3.0	#12 Symbiotic	2	
0077.sn2008bi	1200	03:24	08:35:53.4	+00:42:33	300	-5	3.0	#2 SN Observat	2	
0078.COMP	12	03:44	08:35:53.4	+00:42:33	300	-5	3.0	#2 SN Observat	2	
0079.BDp75325	40	03:54	08:10:49.3	+74:57:57	300	90	3.0	#56 Spectropho	2	
0080.BDp75325	40	03:55	08:10:49.3	+74:57:57	300	90	3.0	#56 Spectropho	2	
0081.BDp75325	40	03:56	08:10:49.3	+74:57:57	300	90	3.0	#56 Spectropho	2	
0082.COMP	12	03:57	08:10:49.3	+74:57:57	300	90	3.0	#56 Spectropho	2	
0083.GKTau	240	04:00	04:33:34.5	+24:21:07	300	90	3.0	#12 Symbiotic	2	
0084.COMP	12	04:04	04:33:34.5	+24:21:07	300	90	3.0	#12 Symbiotic	2	
0085.fmfs281	1800	04:11	10:22:01.7	-06:42:11	300	90	3.0	#171 Local Uni	2	
0086.COMP	12	05:01	10:22:01.7	-06:42:11	300	90	3.0	#171 Local Uni	2	
0087.fmfs282	420	05:05	10:22:28.8	-06:40:41	300	90	3.0	#171 Local Uni	2	
0088.COMP	12	05:13	10:22:28.8	-06:40:41	300	90	3.0	#171 Local Uni	2	
0089.fmfs287	600	05:14	10:45:40.5	-14:11:18	300	90	3.0	#171 Local Uni	2	
0090.COMP	12	05:25	10:45:40.5	-14:11:18	300	90	3.0	#171 Local Uni	2	
0091.HD84937	20	05:28	09:48:54.9	+13:45:14	300	26	3.0	#56 Spectropho	2	
0092.HD84937	20	05:28	09:48:54.9	+13:45:14	300	26	3.0	#56 Spectropho	2	
0093.HD84937	20	05:29	09:48:54.9	+13:45:14	300	26	3.0	#56 Spectropho	2	
0094.COMP	12	05:31	09:48:54.9	+13:45:14	300	26	3.0	#56 Spectropho	2	
0095.HD84937	12	05:32	09:48:54.9	+13:45:14	300	26	3.0	#56 Spectropho	2	

UT Date 2008-03-29 Observers M CalkinsColl. Focus 1330 Grating/Grism 300

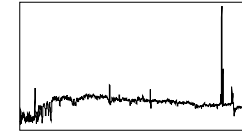
<i>File</i>	<i>Exp Time</i>	<i>UT Start</i>	<i>RA</i>	<i>Dec</i>	<i>Gr.</i>	<i>P.A.</i>	<i>Slit</i>	<i>Program</i>	<i>Bin</i>	<i>Comments</i>
0096.HD84937	12	05:32	09:48:54.9	+13:45:14	300	26	3.0	#56 Spectropho	2	
0097.HD84937	12	05:33	09:48:54.9	+13:45:14	300	26	3.0	#56 Spectropho	2	
0098.COMP	12	05:33	09:48:54.9	+13:45:14	300	26	3.0	#56 Spectropho	2	
0099.Feige34	70	05:37	10:39:36.9	+43:06:11	300	0	3.0	#56 Spectropho	2	
0100.COMP	12	05:42	10:39:36.9	+43:06:11	300	0	3.0	#56 Spectropho	2	
0101.Feige34	120	05:43	10:39:36.9	+43:06:11	300	0	3.0	#56 Spectropho	2	
0102.COMP	12	05:45	10:39:36.9	+43:06:11	300	0	3.0	#56 Spectropho	2	
0103.fmfs288	360	05:48	10:48:00.7	-11:24:08	300	90	3.0	#171 Local Uni	2	row=81
0104.COMP	12	05:54	10:48:00.7	-11:24:08	300	90	3.0	#171 Local Uni	2	
0105.fmfs289	240	05:57	10:48:28.7	-11:30:58	300	90	3.0	#171 Local Uni	2	
0106.COMP	12	06:01	10:48:28.7	-11:30:58	300	90	3.0	#171 Local Uni	2	
0107.fmfs290	60	06:03	10:50:35.3	-12:53:49	300	90	3.0	#171 Local Uni	2	
0108.COMP	12	06:05	10:50:35.3	-12:53:49	300	90	3.0	#171 Local Uni	2	
0109.fmfs291	720	06:06	10:51:33.3	-11:12:10	300	90	3.0	#171 Local Uni	2	
0110.COMP	12	06:19	10:51:33.3	-11:12:10	300	90	3.0	#171 Local Uni	2	
0111.fmfs292	420	06:20	10:52:14.8	-11:12:30	300	90	3.0	#171 Local Uni	2	row=78
0112.COMP	12	06:28	10:52:14.8	-11:12:30	300	90	3.0	#171 Local Uni	2	
0113.fmfs293	1200	06:30	10:54:23.0	-13:04:27	300	100	3.0	#171 Local Uni	2	need more cnts
0114.COMP	12	06:51	10:54:23.0	-13:04:27	300	100	3.0	#171 Local Uni	2	
0115.fmfs293	1800	06:54	10:54:23.0	-13:04:27	300	110	3.0	#171 Local Uni	2	

UT Date 2008-03-29 Observers M CalkinsColl. Focus 1330 Grating/Grism 300

<i>File</i>	<i>Exp Time</i>	<i>UT Start</i>	<i>RA</i>	<i>Dec</i>	<i>Gr.</i>	<i>P.A.</i>	<i>Slit</i>	<i>Program</i>	<i>Bin</i>	<i>Comments</i>
0116.COMP	12	07:25	10:54:23.0	-13:04:27	300	110	3.0	#171 Local Uni	2	
0117.fmfs294	660	07:27	10:55:30.1	-13:00:48	300	90	3.0	#171 Local Uni	2	
0118.COMP	12	07:39	10:55:30.1	-13:00:48	300	90	3.0	#171 Local Uni	2	
0119.MRK421	240	07:41	11:04:27.4	+38:12:32	300	90	3.0	#6 AGN Monitor	2	
0120.MRK421	240	07:45	11:04:27.4	+38:12:32	300	90	3.0	#6 AGN Monitor	2	
0121.COMP	12	07:49	11:04:27.4	+38:12:32	300	90	3.0	#6 AGN Monitor	2	
0122.sn2008bj	1800	07:54	11:51:47.8	+46:52:30	300	-30	3.0	#2 SN Observat	2	
0123.COMP	12	08:25	11:51:47.8	+46:52:30	300	-30	3.0	#2 SN Observat	2	
0124.XS06112B2_005	1200	08:29	14:26:51.7	+44:09:17	300	110	3.0	#129 ChaMP Sou	2	redo
0125.COMP	12	08:49	14:26:51.7	+44:09:17	300	110	3.0	#129 ChaMP Sou	2	
0126.sn2008b1	1200	08:53	14:30:11.8	+27:32:06	300	110	3.0	#2 SN Observat	2	
0127.COMP	12	09:14	14:30:11.8	+27:32:06	300	110	3.0	#2 SN Observat	2	
0128.RWHya	2	09:17	13:34:18.0	-25:22:51	300	90	3.0	#12 Symbiotic	2	
0129.RWHya	10	09:17	13:34:18.0	-25:22:51	300	90	3.0	#12 Symbiotic	2	
0130.RWHya	20	09:17	13:34:18.0	-25:22:51	300	90	3.0	#12 Symbiotic	2	
0131.COMP	12	09:18	13:34:18.0	-25:22:51	300	90	3.0	#12 Symbiotic	2	
0132.TXCVn	10	09:20	12:44:42.0	+36:45:48	300	90	3.0	#12 Symbiotic	2	
0133.TXCVn	30	09:21	12:44:42.0	+36:45:48	300	90	3.0	#12 Symbiotic	2	
0134.COMP	12	09:22	12:44:42.0	+36:45:48	300	90	3.0	#12 Symbiotic	2	
0135.fmfs350	600	09:25	12:56:38.7	-09:53:24	300	90	3.0	#171 Local Uni	2	

UT Date 2008-03-29 Observers M CalkinsColl. Focus 1330 Grating/Grism 300

File	Exp Time	UT Start	RA	Dec	Gr.	P.A.	Slit	Program	Bin	Comments
0136.COMP	12	09:35	12:56:38.7	-09:53:24	300	90	3.0	#171 Local Uni	2	
0137.fmfs393	960	09:37	13:46:25.8	-16:20:59	300	90	3.0	#171 Local Uni	2	
0138.COMP	12	09:54	13:46:25.8	-16:20:59	300	90	3.0	#171 Local Uni	2	
0139.SDSSJ1337+2132	1500	09:56	13:37:40.8	+21:32:17	300	90	3.0	#181 Populatio	2	
0140.COMP	12	10:22	13:37:40.8	+21:32:17	300	90	3.0	#181 Populatio	2	
0141.SDSSJ1337+1027	1200	10:24	13:37:55.3	+10:27:26	300	90	3.0	#181 Populatio	2	
0142.COMP	12	10:45	13:37:55.3	+10:27:26	300	90	3.0	#181 Populatio	2	
0143.SDSSJ1343+1051	1200	10:47	13:43:51.6	+10:51:46	300	110	3.0	#181 Populatio	2	
0144.COMP	12	11:08	13:43:51.6	+10:51:46	300	110	3.0	#181 Populatio	2	
0145.SDSSJ1612+5714	1200	11:11	16:12:31.9	+57:14:51	300	90	3.0	#181 Populatio	2	
0146.COMP	12	11:32	16:12:31.9	+57:14:51	300	90	3.0	#181 Populatio	2	
0147.SDSSJ1618+3019	1200	11:34	16:18:20.3	+30:19:54	300	90	3.0	#181 Populatio	2	
0148.COMP	12	11:55	16:18:20.3	+30:19:54	300	90	3.0	#181 Populatio	2	
0149.SDSSJ1643+5124	480	11:57	16:43:30.9	+51:24:57	300	90	3.0	#181 Populatio	2	
0150.COMP	12	12:06	16:43:30.9	+51:24:57	300	90	3.0	#181 Populatio	2	
0151.SDSSJ1722+2924	600	12:08	17:22:21.1	+29:24:32	300	90	3.0	#181 Populatio	2	
0152.COMP	12	12:19	17:22:21.1	+29:24:32	300	90	3.0	#181 Populatio	2	
0153.TCrB	15	12:21	15:59:30.0	+25:55:12	300	90	3.0	#12 Symbiotic	2	
0154.TCrB	60	12:21	15:59:30.0	+25:55:12	300	90	3.0	#12 Symbiotic	2	
0155.COMP	12	12:23	15:59:30.0	+25:55:12	300	90	3.0	#12 Symbiotic	2	

UT Date 2008-03-29 Observers M CalkinsColl. Focus 1330 Grating/Grism 300

<i>File</i>	<i>Exp Time</i>	<i>UT Start</i>	<i>RA</i>	<i>Dec</i>	<i>Gr.</i>	<i>P.A.</i>	<i>Slit</i>	<i>Program</i>	<i>Bin</i>	<i>Comments</i>
0156.AGDra	2	12:25	16:01:41.0	+66:48:10	300	90	3.0	#12 Symbiotic	2	
0157.AGDra	15	12:26	16:01:41.0	+66:48:10	300	90	3.0	#12 Symbiotic	2	
0158.AGDra	45	12:26	16:01:41.0	+66:48:10	300	90	3.0	#12 Symbiotic	2	
0159.COMP	12	12:27	16:01:41.0	+66:48:10	300	90	3.0	#12 Symbiotic	2	
0160.BDp332642	70	12:29	15:52:00.0	+32:56:54	300	90	3.0	#56 Spectropho	2	
0161.COMP	12	12:31	15:52:00.0	+32:56:54	300	90	3.0	#56 Spectropho	2	
0162-0171.BIAS	0	12:34	15:52:00.0	+32:56:54	300	90	3.0	#2 SN Observat	4	
0172-0181.FLAT	12	12:40	15:52:00.0	+32:56:54	300	90	3.0	#2 SN Observat	4	
0182-0191.BIAS	0	12:43	15:52:00.0	+32:56:54	300	90	3.0	#2 SN Observat	2	
0192-0211.FLAT	25	12:56	15:52:00.0	+32:56:54	300	90	3.0	#2 SN Observat	2	
0212-0231.DARK	900	17:49	15:52:00.0	+32:56:54	300	90	3.0	#2 SN Observat	2	