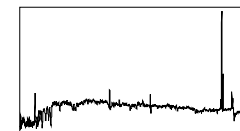
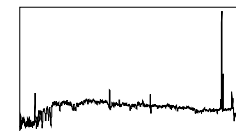


UT Date 2007-09-02 Observers M CalkinsColl. Focus 1320 Grating/Grism 300

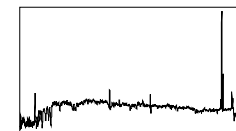
| File | Exp Time | UT Start | RA | Dec | Gr. | P.A. | Slit | Program | Bin | Comments |
|----------------|----------|----------|------------|-----------|-----|------|------|----------------|-----|-----------|
| 0001.DARK | 900 | 18:48 | 21:04:55.9 | +43:55:40 | 300 | 90 | 3.0 | #57 Velocity S | 2 | Binby 2 |
| 0002-0027.DARK | 900 | 01:27 | 21:04:55.9 | +43:55:40 | 300 | 90 | 3.0 | #57 Velocity S | 2 | |
| 0028.DARK | 900 | 02:28 | 17:46:36.1 | +31:30:37 | 300 | 90 | 3.0 | #57 Velocity S | 4 | Binby 4 |
| 0029-0040.DARK | 900 | 05:32 | 17:46:36.1 | +31:30:37 | 300 | 90 | 3.0 | #57 Velocity S | 4 | |
| 0041-0050.BIAS | 0 | 05:49 | 17:46:36.1 | +31:30:37 | 300 | 90 | 3.0 | #57 Velocity S | 4 | |
| 0051-0060.FLAT | 12 | 05:53 | 17:46:36.1 | +31:30:37 | 300 | 90 | 3.0 | #57 Velocity S | 4 | |
| 0061-0070.BIAS | 0 | 05:56 | 17:46:36.1 | +31:30:37 | 300 | 90 | 3.0 | #57 Velocity S | 2 | |
| 0071-0090.FLAT | 24 | 06:08 | 17:46:36.1 | +31:30:37 | 300 | 90 | 3.0 | #57 Velocity S | 2 | |
| 0091.BDp284211 | 70 | 06:20 | 21:51:11.1 | +28:51:53 | 300 | -44 | 3.0 | #56 Spectropho | 4 | |
| 0092.COMP | 5 | 06:22 | 21:51:11.1 | +28:51:53 | 300 | -44 | 3.0 | #56 Spectropho | 4 | |
| 0093.BDp284211 | 50 | 06:24 | 21:51:11.1 | +28:51:53 | 300 | -44 | 3.0 | #56 Spectropho | 2 | |
| 0094.COMP | 12 | 06:25 | 21:51:11.1 | +28:51:53 | 300 | -44 | 3.0 | #56 Spectropho | 2 | |
| 0095.BDp174708 | 20 | 06:30 | 22:11:31.5 | +18:05:34 | 300 | -19 | 3.0 | #56 Spectropho | 4 | |
| 0096.COMP | 5 | 06:31 | 22:11:31.5 | +18:05:34 | 300 | -19 | 3.0 | #56 Spectropho | 4 | |
| 0097.BDp174708 | 20 | 06:31 | 22:11:31.5 | +18:05:34 | 300 | -19 | 3.0 | #56 Spectropho | 2 | |
| 0098.COMP | 12 | 06:32 | 22:11:31.5 | +18:05:34 | 300 | -19 | 3.0 | #56 Spectropho | 2 | |
| 0099.sn2007fs | 1800 | 06:36 | 22:01:40.4 | -21:30:30 | 300 | -2 | 3.0 | #2 SN Observat | 2 | |
| 0100.COMP | 12 | 07:06 | 22:01:40.4 | -21:30:30 | 300 | -2 | 3.0 | #2 SN Observat | 2 | |
| 0101.sn2007fb | 1800 | 07:16 | 23:56:52.4 | +05:30:32 | 300 | -35 | 3.0 | #2 SN Observat | 2 | clouds... |
| 0102.COMP | 12 | 07:47 | 23:56:52.4 | +05:30:32 | 300 | -35 | 3.0 | #2 SN Observat | 2 | |

UT Date 2007-09-02 Observers M CalkinsColl. Focus 1320 Grating/Grism 300

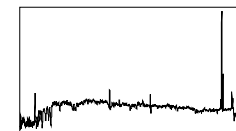
| File | Exp Time | UT Start | RA | Dec | Gr. | P.A. | Slit | Program | Bin | Comments |
|-------------------|----------|----------|------------|-----------|-----|------|------|----------------|-----|--------------------|
| 0103.4dlxfast132 | 1500 | 08:12 | 21:34:51.2 | +00:23:10 | 300 | 70 | 3.0 | #172 SDSS Clus | 2 | row=88 |
| 0104.COMP | 12 | 08:38 | 21:34:51.2 | +00:23:10 | 300 | 70 | 3.0 | #172 SDSS Clus | 2 | |
| 0105.4dlxfast134 | 1200 | 08:42 | 21:35:39.1 | +01:04:34 | 300 | 90 | 3.0 | #172 SDSS Clus | 2 | |
| 0106.COMP | 12 | 09:03 | 21:35:39.1 | +01:04:34 | 300 | 90 | 3.0 | #172 SDSS Clus | 2 | |
| 0107.4dlxfast135 | 900 | 09:05 | 21:35:39.5 | +00:09:57 | 300 | 90 | 3.0 | #172 SDSS Clus | 2 | |
| 0108.COMP | 12 | 09:20 | 21:35:39.5 | +00:09:57 | 300 | 90 | 3.0 | #172 SDSS Clus | 2 | |
| 0109.4dlxfast136 | 780 | 09:27 | 21:36:23.9 | +01:00:27 | 300 | 80 | 3.0 | #172 SDSS Clus | 2 | |
| 0110.COMP | 12 | 09:42 | 21:36:23.9 | +01:00:27 | 300 | 80 | 3.0 | #172 SDSS Clus | 2 | |
| 0111.cirsfastf135 | 360 | 09:45 | 23:17:36.1 | +13:59:56 | 300 | 90 | 3.0 | #172 SDSS Clus | 2 | |
| 0112.COMP | 12 | 09:51 | 23:17:36.1 | +13:59:56 | 300 | 90 | 3.0 | #172 SDSS Clus | 2 | |
| 0113.cirsfastf136 | 420 | 09:53 | 23:23:31.4 | +14:47:06 | 300 | 80 | 3.0 | #172 SDSS Clus | 2 | |
| 0114.COMP | 12 | 10:01 | 23:23:31.4 | +14:47:06 | 300 | 80 | 3.0 | #172 SDSS Clus | 2 | |
| 0115.cirsfastf137 | 420 | 10:02 | 23:24:06.0 | +13:56:30 | 300 | 90 | 3.0 | #172 SDSS Clus | 2 | blah, try again... |
| 0116.COMP | 12 | 10:10 | 23:24:06.0 | +13:56:30 | 300 | 90 | 3.0 | #172 SDSS Clus | 2 | |
| 0117.cirsfastf137 | 1020 | 10:11 | 23:24:06.0 | +13:56:30 | 300 | 90 | 3.0 | #172 SDSS Clus | 2 | |
| 0118.COMP | 12 | 10:29 | 23:24:06.0 | +13:56:30 | 300 | 90 | 3.0 | #172 SDSS Clus | 2 | |
| 0119.cirsfastf138 | 1220 | 10:31 | 23:24:16.5 | +15:45:20 | 300 | 90 | 3.0 | #172 SDSS Clus | 2 | |
| 0120.COMP | 12 | 10:51 | 23:24:16.5 | +15:45:20 | 300 | 90 | 3.0 | #172 SDSS Clus | 2 | |
| 0121.cirsfastf139 | 1080 | 10:54 | 23:24:37.8 | +14:53:10 | 300 | 90 | 3.0 | #172 SDSS Clus | 2 | |
| 0122.COMP | 12 | 11:12 | 23:24:37.8 | +14:53:10 | 300 | 90 | 3.0 | #172 SDSS Clus | 2 | |

UT Date 2007-09-02 Observers M CalkinsColl. Focus 1320 Grating/Grism 300

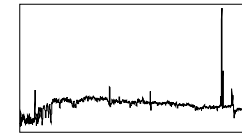
| File | Exp Time | UT Start | RA | Dec | Gr. | P.A. | Slit | Program | Bin | Comments |
|--------------------|----------|----------|------------|-----------|-----|------|------|----------------|-----|-----------------|
| 0123.sn2007gr | 1020 | 11:18 | 02:43:28.0 | +37:20:45 | 300 | -10 | 3.0 | #2 SN Observat | 2 | wrong object... |
| 0124.sn2007gr | 600 | 11:37 | 02:43:28.0 | +37:20:45 | 300 | -10 | 3.0 | #2 SN Observat | 2 | |
| 0125.COMP | 12 | 11:47 | 02:43:28.0 | +37:20:45 | 300 | -10 | 3.0 | #2 SN Observat | 2 | |
| 0126.M31 | 60 | 11:52 | 00:42:44.0 | +41:16:09 | 300 | 90 | 3.0 | #57 Velocity S | 4 | |
| 0127.COMP | 5 | 11:53 | 00:42:44.0 | +41:16:09 | 300 | 90 | 3.0 | #57 Velocity S | 4 | |
| 0128.M31 | 60 | 11:54 | 00:42:44.0 | +41:16:09 | 300 | 90 | 3.0 | #57 Velocity S | 2 | |
| 0129.COMP | 12 | 11:55 | 00:42:44.0 | +41:16:09 | 300 | 90 | 3.0 | #57 Velocity S | 2 | |
| 0130.EGAnd | 1 | 11:57 | 00:44:37.0 | +40:40:47 | 300 | 90 | 3.0 | #12 Symbiotic | 2 | |
| 0131.EGAnd | 5 | 11:57 | 00:44:37.0 | +40:40:47 | 300 | 90 | 3.0 | #12 Symbiotic | 2 | |
| 0132.EGAnd | 10 | 11:57 | 00:44:37.0 | +40:40:47 | 300 | 90 | 3.0 | #12 Symbiotic | 2 | |
| 0133.COMP | 12 | 11:58 | 00:44:37.0 | +40:40:47 | 300 | 90 | 3.0 | #12 Symbiotic | 2 | |
| 0134.GRJ00335+6126 | 60 | 11:59 | 00:33:58.0 | +61:26:45 | 300 | 90 | 3.0 | #12 Symbiotic | 2 | |
| 0135.COMP | 12 | 12:01 | 00:33:58.0 | +61:26:45 | 300 | 90 | 3.0 | #12 Symbiotic | 2 | |
| 0136.AXPer | 4 | 12:03 | 01:36:23.0 | +54:15:03 | 300 | 90 | 3.0 | #12 Symbiotic | 2 | |
| 0137.AXPer | 30 | 12:03 | 01:36:23.0 | +54:15:03 | 300 | 90 | 3.0 | #12 Symbiotic | 2 | |
| 0138.AXPer | 90 | 12:04 | 01:36:23.0 | +54:15:03 | 300 | 90 | 3.0 | #12 Symbiotic | 2 | |
| 0139.COMP | 12 | 12:06 | 01:36:23.0 | +54:15:03 | 300 | 90 | 3.0 | #12 Symbiotic | 2 | |
| 0140.HD19445 | 5 | 12:11 | 03:08:26.3 | +26:20:29 | 300 | 90 | 3.0 | #56 Spectropho | 4 | |
| 0141.COMP | 5 | 12:11 | 03:08:26.3 | +26:20:29 | 300 | 90 | 3.0 | #56 Spectropho | 4 | |
| 0142.HD19445 | 5 | 12:12 | 03:08:26.3 | +26:20:29 | 300 | 90 | 3.0 | #56 Spectropho | 2 | |

UT Date 2007-09-02 Observers M CalkinsColl. Focus 1320 Grating/Grism 300

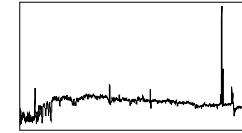
| <i>File</i> | <i>Exp Time</i> | <i>UT Start</i> | <i>RA</i> | <i>Dec</i> | <i>Gr.</i> | <i>P.A.</i> | <i>Slit</i> | <i>Program</i> | <i>Bin</i> | <i>Comments</i> |
|----------------|-----------------|-----------------|------------|------------|------------|-------------|-------------|----------------|------------|-----------------|
| 0143.COMP | 12 | 12:12 | 03:08:26.3 | +26:20:29 | 300 | 90 | 3.0 | #56 Spectropho | 2 | |
| 0144-0148.sky | 3 | 12:41 | 03:08:26.3 | +26:20:29 | 300 | 90 | 3.0 | #57 Velocity S | 4 | |
| 0149.COMP | 5 | 12:42 | 03:08:26.3 | +26:20:29 | 300 | 90 | 3.0 | #57 Velocity S | 4 | |
| 0150-0159.BIAS | 0 | 12:44 | 03:08:26.3 | +26:20:29 | 300 | 90 | 3.0 | #57 Velocity S | 4 | |
| 0160-0169.FLAT | 12 | 12:51 | 03:08:26.3 | +26:20:29 | 300 | 90 | 3.0 | #57 Velocity S | 4 | |
| 0170-0179.BIAS | 0 | 12:54 | 03:08:26.3 | +26:20:29 | 300 | 90 | 3.0 | #57 Velocity S | 2 | |
| 0180-0199.FLAT | 24 | 13:06 | 03:08:26.3 | +26:20:29 | 300 | 90 | 3.0 | #57 Velocity S | 2 | |
| 0200-0220.DARK | 900 | 18:14 | 03:08:26.3 | +26:20:29 | 300 | 90 | 3.0 | #57 Velocity S | 2 | |

UT Date 2007-09-03 Observers M CalkinsColl. Focus 1320 Grating/Grism 300

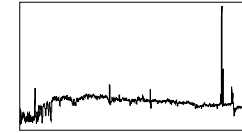
| File | Exp Time | UT Start | RA | Dec | Gr. | P.A. | Slit | Program | Bin | Comments |
|----------------|----------|----------|------------|-----------|-----|------|------|----------------|-----|----------|
| 0001-0020.DARK | 900 | 00:11 | 03:08:26.3 | +26:20:29 | 300 | 90 | 3.0 | #57 Velocity S | 2 | |
| 0021-0030.BIAS | 0 | 01:19 | 03:08:26.3 | +26:20:29 | 300 | 90 | 3.0 | #57 Velocity S | 4 | |
| 0031-0040.FLAT | 12 | 01:27 | 03:08:26.3 | +26:20:29 | 300 | 90 | 3.0 | #57 Velocity S | 4 | |
| 0041-0050.BIAS | 0 | 01:45 | 03:08:26.3 | +26:20:29 | 300 | 90 | 3.0 | #57 Velocity S | 2 | |
| 0051-0070.FLAT | 24 | 01:59 | 03:08:26.3 | +26:20:29 | 300 | 90 | 3.0 | #57 Velocity S | 2 | |
| 0071.BDp332642 | 70 | 02:40 | 15:52:00.0 | +32:56:54 | 300 | 84 | 3.0 | #56 Spectropho | 4 | |
| 0072.COMP | 5 | 02:41 | 15:52:00.0 | +32:56:54 | 300 | 84 | 3.0 | #56 Spectropho | 4 | |
| 0073.BDp332642 | 70 | 02:42 | 15:52:00.0 | +32:56:54 | 300 | 84 | 3.0 | #56 Spectropho | 2 | |
| 0074.COMP | 12 | 02:44 | 15:52:00.0 | +32:56:54 | 300 | 84 | 3.0 | #56 Spectropho | 2 | |
| 0075.TCrB | 15 | 02:47 | 15:59:30.0 | +25:55:12 | 300 | 90 | 3.0 | #12 Symbiotic | 2 | |
| 0076.TCrB | 60 | 02:49 | 15:59:30.0 | +25:55:12 | 300 | 90 | 3.0 | #12 Symbiotic | 2 | |
| 0077.COMP | 12 | 02:50 | 15:59:30.0 | +25:55:12 | 300 | 90 | 3.0 | #12 Symbiotic | 2 | |
| 0078.AGDra | 2 | 02:53 | 16:01:41.0 | +66:48:10 | 300 | 90 | 3.0 | #12 Symbiotic | 2 | |
| 0079.AGDra | 15 | 02:53 | 16:01:41.0 | +66:48:10 | 300 | 90 | 3.0 | #12 Symbiotic | 2 | |
| 0080.AGDra | 45 | 02:55 | 16:01:41.0 | +66:48:10 | 300 | 90 | 3.0 | #12 Symbiotic | 2 | |
| 0081.COMP | 12 | 02:56 | 16:01:41.0 | +66:48:10 | 300 | 90 | 3.0 | #12 Symbiotic | 2 | |
| 0082.AS210 | 5 | 03:15 | 16:51:20.3 | -26:00:33 | 300 | 90 | 3.0 | #12 Symbiotic | 2 | |
| 0083.AS210 | 300 | 03:15 | 16:51:20.3 | -26:00:33 | 300 | 90 | 3.0 | #12 Symbiotic | 2 | |
| 0084.COMP | 12 | 03:20 | 16:51:20.3 | -26:00:33 | 300 | 90 | 3.0 | #12 Symbiotic | 2 | |
| 0085.Hen1341 | 12 | 03:22 | 17:08:36.0 | -17:26:30 | 300 | 90 | 3.0 | #12 Symbiotic | 2 | |

UT Date 2007-09-03 Observers M CalkinsColl. Focus 1320 Grating/Grism 300

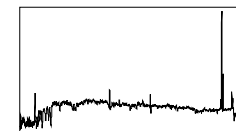
| <i>File</i> | <i>Exp Time</i> | <i>UT Start</i> | <i>RA</i> | <i>Dec</i> | <i>Gr.</i> | <i>P.A.</i> | <i>Slit</i> | <i>Program</i> | <i>Bin</i> | <i>Comments</i> |
|--------------|-----------------|-----------------|------------|------------|------------|-------------|-------------|----------------|------------|-----------------|
| 0086.Hen1341 | 12 | 03:23 | 17:08:36.0 | -17:26:30 | 300 | 90 | 3.0 | #12 Symbiotic | 2 | |
| 0087.Hen1341 | 30 | 03:23 | 17:08:36.0 | -17:26:30 | 300 | 90 | 3.0 | #12 Symbiotic | 2 | |
| 0088.Hen1341 | 60 | 03:24 | 17:08:36.0 | -17:26:30 | 300 | 90 | 3.0 | #12 Symbiotic | 2 | |
| 0089.COMP | 12 | 03:26 | 17:08:36.0 | -17:26:30 | 300 | 90 | 3.0 | #12 Symbiotic | 2 | |
| 0090.AS270 | 60 | 03:29 | 18:05:33.0 | -20:20:37 | 300 | 90 | 3.0 | #12 Symbiotic | 2 | |
| 0091.AS270 | 300 | 03:31 | 18:05:33.0 | -20:20:37 | 300 | 90 | 3.0 | #12 Symbiotic | 2 | |
| 0092.COMP | 12 | 03:36 | 18:05:33.0 | -20:20:37 | 300 | 90 | 3.0 | #12 Symbiotic | 2 | |
| 0093.Hen1591 | 120 | 03:40 | 18:07:32.0 | -25:53:43 | 300 | 90 | 3.0 | #12 Symbiotic | 2 | |
| 0094.Hen1591 | 300 | 03:42 | 18:07:32.0 | -25:53:43 | 300 | 90 | 3.0 | #12 Symbiotic | 2 | |
| 0095.COMP | 12 | 03:48 | 18:07:32.0 | -25:53:43 | 300 | 90 | 3.0 | #12 Symbiotic | 2 | |
| 0096.AS281 | 1 | 03:50 | 18:10:44.0 | -27:57:57 | 300 | 90 | 3.0 | #12 Symbiotic | 2 | |
| 0097.AS281 | 60 | 03:51 | 18:10:44.0 | -27:57:57 | 300 | 90 | 3.0 | #12 Symbiotic | 2 | |
| 0098.AS281 | 360 | 03:52 | 18:10:44.0 | -27:57:57 | 300 | 90 | 3.0 | #12 Symbiotic | 2 | |
| 0099.COMP | 12 | 03:59 | 18:10:44.0 | -27:57:57 | 300 | 90 | 3.0 | #12 Symbiotic | 2 | |
| 0100.Hen1674 | 120 | 04:02 | 18:20:19.1 | -26:22:46 | 300 | 70 | 3.0 | #12 Symbiotic | 2 | |
| 0101.Hen1674 | 600 | 04:05 | 18:20:19.1 | -26:22:46 | 300 | 70 | 3.0 | #12 Symbiotic | 2 | |
| 0102.COMP | 12 | 04:15 | 18:20:19.1 | -26:22:46 | 300 | 70 | 3.0 | #12 Symbiotic | 2 | |
| 0103.AS316 | 30 | 04:18 | 18:42:33.0 | -21:17:47 | 300 | 95 | 3.0 | #12 Symbiotic | 2 | |
| 0104.AS316 | 300 | 04:19 | 18:42:33.0 | -21:17:47 | 300 | 95 | 3.0 | #12 Symbiotic | 2 | |
| 0105.COMP | 12 | 04:24 | 18:42:33.0 | -21:17:47 | 300 | 95 | 3.0 | #12 Symbiotic | 2 | |

UT Date 2007-09-03 Observers M CalkinsColl. Focus 1320 Grating/Grism 300

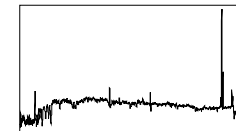
| <i>File</i> | <i>Exp Time</i> | <i>UT Start</i> | <i>RA</i> | <i>Dec</i> | <i>Gr.</i> | <i>P.A.</i> | <i>Slit</i> | <i>Program</i> | <i>Bin</i> | <i>Comments</i> |
|--------------|-----------------|-----------------|------------|------------|------------|-------------|-------------|----------------|------------|-----------------|
| 0106.AS327 | 30 | 04:27 | 18:53:17.0 | -24:22:59 | 300 | 90 | 3.0 | #12 Symbiotic | 2 | |
| 0107.AS327 | 300 | 04:28 | 18:53:17.0 | -24:22:59 | 300 | 90 | 3.0 | #12 Symbiotic | 2 | |
| 0108.COMP | 12 | 04:33 | 18:53:17.0 | -24:22:59 | 300 | 90 | 3.0 | #12 Symbiotic | 2 | |
| 0109.V919Sgr | 30 | 04:35 | 19:03:45.0 | -16:59:56 | 300 | 90 | 3.0 | #12 Symbiotic | 2 | |
| 0110.V919Sgr | 15 | 04:36 | 19:03:45.0 | -16:59:56 | 300 | 90 | 3.0 | #12 Symbiotic | 2 | |
| 0111.COMP | 12 | 04:37 | 19:03:45.0 | -16:59:56 | 300 | 90 | 3.0 | #12 Symbiotic | 2 | |
| 0112.RSOph | 10 | 04:39 | 17:50:13.0 | -06:42:30 | 300 | 90 | 3.0 | #12 Symbiotic | 2 | |
| 0113.RSOph | 60 | 04:40 | 17:50:13.0 | -06:42:30 | 300 | 90 | 3.0 | #12 Symbiotic | 2 | |
| 0114.RSOph | 150 | 04:41 | 17:50:13.0 | -06:42:30 | 300 | 90 | 3.0 | #12 Symbiotic | 2 | |
| 0115.COMP | 12 | 04:44 | 17:50:13.0 | -06:42:30 | 300 | 90 | 3.0 | #12 Symbiotic | 2 | |
| 0116.DracoC1 | 1500 | 04:48 | 17:19:58.0 | +57:50:06 | 300 | 90 | 3.0 | #12 Symbiotic | 2 | |
| 0117.COMP | 12 | 05:18 | 17:19:58.0 | +57:50:06 | 300 | 90 | 3.0 | #12 Symbiotic | 2 | |
| 0118.AS289 | 10 | 05:20 | 18:12:22.0 | -11:40:08 | 300 | 90 | 3.0 | #12 Symbiotic | 2 | |
| 0119.AS289 | 45 | 05:21 | 18:12:22.0 | -11:40:08 | 300 | 90 | 3.0 | #12 Symbiotic | 2 | |
| 0120.COMP | 12 | 05:22 | 18:12:22.0 | -11:40:08 | 300 | 90 | 3.0 | #12 Symbiotic | 2 | |
| 0121.YYHer | 10 | 05:25 | 18:14:34.0 | +20:59:19 | 300 | 90 | 3.0 | #12 Symbiotic | 2 | |
| 0122.YYHer | 60 | 05:27 | 18:14:34.0 | +20:59:19 | 300 | 90 | 3.0 | #12 Symbiotic | 2 | |
| 0123.COMP | 12 | 05:29 | 18:14:34.0 | +20:59:19 | 300 | 90 | 3.0 | #12 Symbiotic | 2 | |
| 0124.AS296 | 5 | 05:31 | 18:15:07.0 | -00:18:52 | 300 | 90 | 3.0 | #12 Symbiotic | 2 | |
| 0125.AS296 | 20 | 05:31 | 18:15:07.0 | -00:18:52 | 300 | 90 | 3.0 | #12 Symbiotic | 2 | |

UT Date 2007-09-03 Observers M CalkinsColl. Focus 1320 Grating/Grism 300

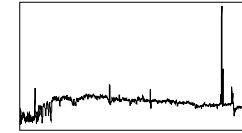
| File | Exp Time | UT Start | RA | Dec | Gr. | P.A. | Slit | Program | Bin | Comments |
|--------------|----------|----------|------------|-----------|-----|------|------|---------------|-----|----------|
| 0126.COMP | 12 | 05:32 | 18:15:07.0 | -00:18:52 | 300 | 90 | 3.0 | #12 Symbiotic | 2 | |
| 0127.V443Her | 5 | 05:36 | 18:22:07.0 | +23:27:20 | 300 | 90 | 3.0 | #12 Symbiotic | 2 | |
| 0128.V443Her | 45 | 05:37 | 18:22:07.0 | +23:27:20 | 300 | 90 | 3.0 | #12 Symbiotic | 2 | |
| 0129.V443Her | 90 | 05:38 | 18:22:07.0 | +23:27:20 | 300 | 90 | 3.0 | #12 Symbiotic | 2 | |
| 0130.COMP | 12 | 05:40 | 18:22:07.0 | +23:27:20 | 300 | 90 | 3.0 | #12 Symbiotic | 2 | |
| 0131.AS338 | 10 | 05:42 | 19:03:47.0 | +16:26:17 | 300 | 90 | 3.0 | #12 Symbiotic | 2 | |
| 0132.AS338 | 35 | 05:43 | 19:03:47.0 | +16:26:17 | 300 | 90 | 3.0 | #12 Symbiotic | 2 | |
| 0133.AS338 | 90 | 05:44 | 19:03:47.0 | +16:26:17 | 300 | 90 | 3.0 | #12 Symbiotic | 2 | |
| 0134.COMP | 12 | 05:46 | 19:03:47.0 | +16:26:17 | 300 | 90 | 3.0 | #12 Symbiotic | 2 | |
| 0135.BFCyg | 1 | 05:48 | 19:23:53.0 | +29:40:27 | 300 | 90 | 3.0 | #12 Symbiotic | 2 | |
| 0136.BFCyg | 60 | 05:48 | 19:23:53.0 | +29:40:27 | 300 | 90 | 3.0 | #12 Symbiotic | 2 | |
| 0137.COMP | 12 | 05:50 | 19:23:53.0 | +29:40:27 | 300 | 90 | 3.0 | #12 Symbiotic | 2 | |
| 0138.CHCyg | 1 | 05:54 | 19:24:33.0 | +50:14:30 | 300 | 90 | 3.0 | #12 Symbiotic | 2 | |
| 0139.CHCyg | 5 | 05:55 | 19:24:33.0 | +50:14:30 | 300 | 90 | 3.0 | #12 Symbiotic | 2 | |
| 0140.CHCyg | 30 | 05:56 | 19:24:33.0 | +50:14:30 | 300 | 90 | 3.0 | #12 Symbiotic | 2 | |
| 0141.COMP | 12 | 05:57 | 19:24:33.0 | +50:14:30 | 300 | 90 | 3.0 | #12 Symbiotic | 2 | |
| 0142.AS360 | 60 | 06:01 | 19:45:49.0 | +18:36:49 | 300 | 90 | 3.0 | #12 Symbiotic | 2 | |
| 0143.AS360 | 300 | 06:03 | 19:45:49.0 | +18:36:49 | 300 | 90 | 3.0 | #12 Symbiotic | 2 | |
| 0144.COMP | 12 | 06:08 | 19:45:49.0 | +18:36:49 | 300 | 90 | 3.0 | #12 Symbiotic | 2 | |
| 0145.CICyg | 2 | 06:09 | 19:50:12.0 | +35:41:02 | 300 | 90 | 3.0 | #12 Symbiotic | 2 | |

UT Date 2007-09-03 Observers M CalkinsColl. Focus 1320 Grating/Grism 300

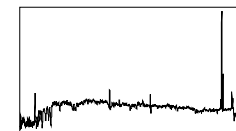
| <i>File</i> | <i>Exp Time</i> | <i>UT Start</i> | <i>RA</i> | <i>Dec</i> | <i>Gr.</i> | <i>P.A.</i> | <i>Slit</i> | <i>Program</i> | <i>Bin</i> | <i>Comments</i> |
|----------------|-----------------|-----------------|------------|------------|------------|-------------|-------------|----------------|------------|-----------------|
| 0146.CICyg | 20 | 06:10 | 19:50:12.0 | +35:41:02 | 300 | 90 | 3.0 | #12 Symbiotic | 2 | |
| 0147.CICyg | 60 | 06:10 | 19:50:12.0 | +35:41:02 | 300 | 90 | 3.0 | #12 Symbiotic | 2 | |
| 0148.COMP | 12 | 06:12 | 19:50:12.0 | +35:41:02 | 300 | 90 | 3.0 | #12 Symbiotic | 2 | |
| 0149.PUVul | 1 | 06:14 | 20:21:13.0 | +21:34:21 | 300 | 90 | 3.0 | #12 Symbiotic | 2 | |
| 0150.PUVul | 10 | 06:14 | 20:21:13.0 | +21:34:21 | 300 | 90 | 3.0 | #12 Symbiotic | 2 | |
| 0151.PUVul | 60 | 06:14 | 20:21:13.0 | +21:34:21 | 300 | 90 | 3.0 | #12 Symbiotic | 2 | |
| 0152.COMP | 12 | 06:16 | 20:21:13.0 | +21:34:21 | 300 | 90 | 3.0 | #12 Symbiotic | 2 | |
| 0153.ZAnd | 1 | 06:23 | 23:33:40.0 | +48:49:06 | 300 | 90 | 3.0 | #12 Symbiotic | 2 | |
| 0154.ZAnd | 5 | 06:24 | 23:33:40.0 | +48:49:06 | 300 | 90 | 3.0 | #12 Symbiotic | 2 | |
| 0155.ZAnd | 10 | 06:24 | 23:33:40.0 | +48:49:06 | 300 | 90 | 3.0 | #12 Symbiotic | 2 | |
| 0156.COMP | 12 | 06:25 | 23:33:40.0 | +48:49:06 | 300 | 90 | 3.0 | #12 Symbiotic | 2 | |
| 0157.sn2007X1 | 1200 | 06:32 | 23:01:47.9 | +15:35:11 | 300 | -40 | 3.0 | #2 SN Observat | 2 | |
| 0158.COMP | 12 | 06:53 | 23:01:47.9 | +15:35:11 | 300 | -40 | 3.0 | #2 SN Observat | 2 | |
| 0159.BDp284211 | 50 | 06:57 | 21:51:11.1 | +28:51:53 | 300 | 64 | 3.0 | #56 Spectropho | 4 | |
| 0160.COMP | 5 | 06:59 | 21:51:11.1 | +28:51:53 | 300 | 64 | 3.0 | #56 Spectropho | 4 | |
| 0161.BDp284211 | 50 | 06:59 | 21:51:11.1 | +28:51:53 | 300 | 64 | 3.0 | #56 Spectropho | 2 | |
| 0162.COMP | 12 | 07:00 | 21:51:11.1 | +28:51:53 | 300 | 64 | 3.0 | #56 Spectropho | 2 | |
| 0163.BDp174708 | 24 | 07:03 | 22:11:31.5 | +18:05:34 | 300 | 13 | 3.0 | #56 Spectropho | 4 | |
| 0164.COMP | 5 | 07:04 | 22:11:31.5 | +18:05:34 | 300 | 13 | 3.0 | #56 Spectropho | 4 | |
| 0165.BDp174708 | 24 | 07:04 | 22:11:31.5 | +18:05:34 | 300 | 13 | 3.0 | #56 Spectropho | 2 | |

UT Date 2007-09-03 Observers M CalkinsColl. Focus 1320 Grating/Grism 300

| File | Exp Time | UT Start | RA | Dec | Gr. | P.A. | Slit | Program | Bin | Comments |
|-----------------------|----------|----------|------------|-----------|-----|------|------|----------------|-----|-----------------|
| 0166.COMP | 12 | 07:05 | 22:11:31.5 | +18:05:34 | 300 | 13 | 3.0 | #56 Spectropho | 2 | |
| 0167.20231297+6648306 | 1800 | 07:10 | 20:23:13.0 | +66:48:31 | 300 | 90 | 3.0 | #141 Mapping t | 2 | |
| 0168.COMP | 12 | 07:41 | 20:23:13.0 | +66:48:31 | 300 | 90 | 3.0 | #141 Mapping t | 2 | |
| 0169.20460334+5915577 | 1200 | 07:46 | 20:46:03.3 | +59:15:58 | 300 | 90 | 3.0 | #141 Mapping t | 2 | row=91 |
| 0170.COMP | 12 | 08:11 | 20:46:03.3 | +59:15:58 | 300 | 90 | 3.0 | #141 Mapping t | 2 | |
| 0171.20543157+7414052 | 1800 | 08:15 | 20:54:31.6 | +74:14:05 | 300 | 90 | 3.0 | #141 Mapping t | 2 | |
| 0172.COMP | 12 | 08:46 | 20:54:31.6 | +74:14:05 | 300 | 90 | 3.0 | #141 Mapping t | 2 | |
| 0173.TXS | 600 | 08:53 | 22:29:12.5 | -18:10:47 | 300 | 28 | 3.0 | #141 Mapping t | 2 | |
| 0174.COMP | 12 | 09:03 | 22:29:12.5 | -18:10:47 | 300 | 28 | 3.0 | #141 Mapping t | 2 | |
| 0175.TXS | 1200 | 09:06 | 22:29:12.5 | -18:10:47 | 300 | 28 | 3.0 | #141 Mapping t | 2 | |
| 0176.COMP | 12 | 09:26 | 22:29:12.5 | -18:10:47 | 300 | 28 | 3.0 | #141 Mapping t | 2 | |
| 0177.LTT9239 | 120 | 09:30 | 22:52:40.9 | -20:35:27 | 300 | 30 | 3.0 | #56 Spectropho | 2 | terrible seeing |
| 0178.COMP | 12 | 09:35 | 22:52:40.9 | -20:35:27 | 300 | 30 | 3.0 | #56 Spectropho | 2 | |
| 0179.LTT377 | 120 | 09:38 | 00:41:46.6 | -33:39:10 | 300 | 5 | 3.0 | #56 Spectropho | 2 | |
| 0180.COMP | 12 | 09:40 | 00:41:46.6 | -33:39:10 | 300 | 5 | 3.0 | #56 Spectropho | 2 | |
| 0181.sn2007gr | 900 | 09:45 | 02:43:28.0 | +37:20:45 | 300 | 81 | 3.0 | #2 SN Observat | 2 | |
| 0182.COMP | 12 | 10:01 | 02:43:28.0 | +37:20:45 | 300 | 81 | 3.0 | #2 SN Observat | 2 | |
| 0183.cirsfastf140 | 60 | 10:04 | 23:24:49.3 | +15:16:22 | 300 | 90 | 3.0 | #172 SDSS Clus | 2 | |
| 0184.COMP | 12 | 10:05 | 23:24:49.3 | +15:16:22 | 300 | 90 | 3.0 | #172 SDSS Clus | 2 | |
| 0185.cirsfastf026 | 1800 | 10:07 | 01:18:06.1 | +15:35:23 | 300 | 90 | 3.0 | #172 SDSS Clus | 2 | |

UT Date 2007-09-03 Observers M CalkinsColl. Focus 1320 Grating/Grism 300

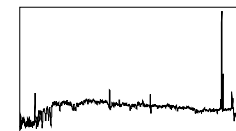
| <i>File</i> | <i>Exp Time</i> | <i>UT Start</i> | <i>RA</i> | <i>Dec</i> | <i>Gr.</i> | <i>P.A.</i> | <i>Slit</i> | <i>Program</i> | <i>Bin</i> | <i>Comments</i> |
|----------------|-----------------|-----------------|------------|------------|------------|-------------|-------------|----------------|------------|-----------------|
| 0186.COMP | 12 | 10:40 | 01:18:06.1 | +15:35:23 | 300 | 90 | 3.0 | #172 SDSS Clus | 2 | |
| 0187.fmb012 | 1200 | 10:53 | 01:24:36.5 | +08:29:59 | 300 | 90 | 3.0 | #171f Local Un | 2 | |
| 0188.COMP | 12 | 11:13 | 01:24:36.5 | +08:29:59 | 300 | 90 | 3.0 | #171f Local Un | 2 | |
| 0189.fmb013 | 780 | 11:15 | 01:24:54.6 | +09:12:32 | 300 | 90 | 3.0 | #171f Local Un | 2 | |
| 0190.COMP | 12 | 11:28 | 01:24:54.6 | +09:12:32 | 300 | 90 | 3.0 | #171f Local Un | 2 | |
| 0191.fmb014 | 1080 | 11:30 | 01:25:24.4 | +08:43:53 | 300 | 90 | 3.0 | #171f Local Un | 2 | |
| 0192.COMP | 12 | 11:48 | 01:25:24.4 | +08:43:53 | 300 | 90 | 3.0 | #171f Local Un | 2 | |
| 0193.GITau | 300 | 11:51 | 04:33:34.0 | +24:21:18 | 300 | 90 | 3.0 | #12 Symbiotic | 2 | |
| 0194.COMP | 12 | 11:56 | 04:33:34.0 | +24:21:18 | 300 | 90 | 3.0 | #12 Symbiotic | 2 | |
| 0195.GKTau | 300 | 11:57 | 04:33:34.5 | +24:21:07 | 300 | 90 | 3.0 | #12 Symbiotic | 2 | |
| 0196.COMP | 12 | 12:03 | 04:33:34.5 | +24:21:07 | 300 | 90 | 3.0 | #12 Symbiotic | 2 | |
| 0197.LSIp61303 | 80 | 12:05 | 02:40:31.6 | +61:13:46 | 300 | 90 | 3.0 | #6 AGN Monitor | 2 | |
| 0198.COMP | 12 | 12:08 | 02:40:31.6 | +61:13:46 | 300 | 90 | 3.0 | #6 AGN Monitor | 2 | |
| 0199.M31 | 60 | 12:10 | 00:42:44.0 | +41:16:09 | 300 | 90 | 3.0 | #57 Velocity S | 2 | |
| 0200.COMP | 12 | 12:11 | 00:42:44.0 | +41:16:09 | 300 | 90 | 3.0 | #57 Velocity S | 2 | |
| 0201-0210.BIAS | 0 | 12:14 | 00:42:44.0 | +41:16:09 | 300 | 90 | 3.0 | #171f Local Un | 4 | |
| 0211-0220.FLAT | 12 | 12:19 | 00:42:44.0 | +41:16:09 | 300 | 90 | 3.0 | #171f Local Un | 4 | |
| 0221-0230.BIAS | 0 | 12:37 | 00:42:44.0 | +41:16:09 | 300 | 90 | 3.0 | #171f Local Un | 2 | |
| 0231-0250.FLAT | 24 | 12:49 | 00:42:44.0 | +41:16:09 | 300 | 90 | 3.0 | #171f Local Un | 2 | |
| 0251-0272.DARK | 900 | 18:12 | 00:42:44.0 | +41:16:09 | 300 | 90 | 3.0 | #171f Local Un | 4 | |

UT Date 2007-09-04 Observers M CalkinsColl. Focus 1320 Grating/Grism 300

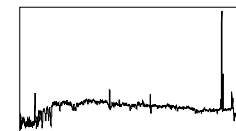
| File | Exp Time | UT Start | RA | Dec | Gr. | P.A. | Slit | Program | Bin | Comments |
|-----------------|----------|----------|------------|-----------|-----|------|------|----------------|-----|----------|
| 0001-0026.DARK | 900 | 01:20 | 00:42:44.0 | +41:16:09 | 300 | 90 | 3.0 | #171f Local Un | 4 | |
| 0027-0036.BIAS | 0 | 02:09 | 00:42:44.0 | +41:16:09 | 300 | 90 | 3.0 | #171f Local Un | 4 | |
| 0037-0046.FLAT | 12 | 02:12 | 00:42:44.0 | +41:16:09 | 300 | 90 | 3.0 | #171f Local Un | 4 | |
| 0048-0057.BIAS | 0 | 02:23 | 00:42:44.0 | +41:16:09 | 300 | 90 | 3.0 | #171f Local Un | 2 | |
| 0058-0077.FLAT | 24 | 02:35 | 00:42:44.0 | +41:16:09 | 300 | 90 | 3.0 | #171f Local Un | 2 | |
| 0078.BDp332642 | 50 | 02:42 | 15:52:00.0 | +32:56:54 | 300 | 83 | 3.0 | #56 Spectropho | 2 | |
| 0079.COMP | 12 | 02:43 | 15:52:00.0 | +32:56:54 | 300 | 83 | 3.0 | #56 Spectropho | 2 | |
| 0080.BDp332642 | 50 | 02:44 | 15:52:00.0 | +32:56:54 | 300 | 83 | 3.0 | #56 Spectropho | 4 | |
| 0081.COMP | 5 | 02:45 | 15:52:00.0 | +32:56:54 | 300 | 83 | 3.0 | #56 Spectropho | 4 | |
| 0082.MRK279 | 180 | 02:52 | 13:51:53.6 | +69:33:13 | 300 | 90 | 3.0 | #6 AGN Monitor | 2 | |
| 0083.MRK279 | 180 | 02:55 | 13:51:53.6 | +69:33:13 | 300 | 90 | 3.0 | #6 AGN Monitor | 2 | |
| 0084.COMP | 12 | 03:00 | 13:51:53.6 | +69:33:13 | 300 | 90 | 3.0 | #6 AGN Monitor | 2 | |
| 0085.IPHAS_B622 | 600 | 03:06 | 18:56:44.4 | -02:25:08 | 300 | 90 | 3.0 | #157 IPHAS | 2 | |
| 0086.COMP | 12 | 03:16 | 18:56:44.4 | -02:25:08 | 300 | 90 | 3.0 | #157 IPHAS | 2 | |
| 0087.IPHAS_B625 | 780 | 03:18 | 18:56:38.6 | -02:27:04 | 300 | 90 | 3.0 | #157 IPHAS | 2 | |
| 0088.COMP | 12 | 03:32 | 18:56:38.6 | -02:27:04 | 300 | 90 | 3.0 | #157 IPHAS | 2 | |
| 0089.IPHAS_B626 | 1200 | 03:33 | 18:56:37.2 | -01:26:57 | 300 | 90 | 3.0 | #157 IPHAS | 2 | row=85 |
| 0090.COMP | 12 | 03:53 | 18:56:37.2 | -01:26:57 | 300 | 90 | 3.0 | #157 IPHAS | 2 | |
| 0091.IPHAS_B627 | 1020 | 04:03 | 18:56:56.9 | -01:22:52 | 300 | 90 | 3.0 | #157 IPHAS | 2 | row=89 |
| 0092.COMP | 12 | 04:21 | 18:56:56.9 | -01:22:52 | 300 | 90 | 3.0 | #157 IPHAS | 2 | |

UT Date 2007-09-04 Observers M CalkinsColl. Focus 1320 Grating/Grism 300

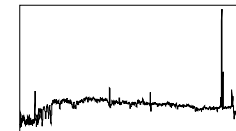
| <i>File</i> | <i>Exp Time</i> | <i>UT Start</i> | <i>RA</i> | <i>Dec</i> | <i>Gr.</i> | <i>P.A.</i> | <i>Slit</i> | <i>Program</i> | <i>Bin</i> | <i>Comments</i> |
|-----------------|-----------------|-----------------|------------|------------|------------|-------------|-------------|----------------|------------|-----------------|
| 0093.IPHAS_B628 | 1020 | 04:23 | 18:56:50.6 | -02:20:54 | 300 | 90 | 3.0 | #157 IPHAS | 2 | row=85 |
| 0094.COMP | 12 | 04:40 | 18:56:50.6 | -02:20:54 | 300 | 90 | 3.0 | #157 IPHAS | 2 | |
| 0095.IPHAS_B631 | 600 | 04:42 | 18:56:08.5 | -03:07:02 | 300 | 90 | 3.0 | #157 IPHAS | 2 | row=81 |
| 0096.COMP | 12 | 04:52 | 18:56:08.5 | -03:07:02 | 300 | 90 | 3.0 | #157 IPHAS | 2 | |
| 0097.IPHAS_B632 | 600 | 04:53 | 18:56:50.3 | -03:17:44 | 300 | 90 | 3.0 | #157 IPHAS | 2 | row=82 |
| 0098.COMP | 12 | 05:04 | 18:56:50.3 | -03:17:44 | 300 | 90 | 3.0 | #157 IPHAS | 2 | |
| 0099.IPHAS_B633 | 480 | 05:05 | 18:56:48.2 | -01:46:05 | 300 | 90 | 3.0 | #157 IPHAS | 2 | row=82 |
| 0100.COMP | 12 | 05:13 | 18:56:48.2 | -01:46:05 | 300 | 90 | 3.0 | #157 IPHAS | 2 | |
| 0101.IPHAS_B634 | 420 | 05:15 | 18:56:11.4 | -01:59:01 | 300 | 90 | 3.0 | #157 IPHAS | 2 | row=80 |
| 0102.COMP | 12 | 05:22 | 18:56:11.4 | -01:59:01 | 300 | 90 | 3.0 | #157 IPHAS | 2 | |
| 0103.IPHAS_B636 | 1080 | 05:24 | 18:56:53.2 | -01:43:15 | 300 | 90 | 3.0 | #157 IPHAS | 2 | row=83 |
| 0104.COMP | 12 | 05:43 | 18:56:53.2 | -01:43:15 | 300 | 90 | 3.0 | #157 IPHAS | 2 | |
| 0107.IPHAS_B639 | 780 | 06:24 | 18:56:19.3 | -01:31:59 | 300 | 90 | 3.0 | #157 IPHAS | 2 | |
| 0108.COMP | 12 | 06:39 | 18:56:19.3 | -01:31:59 | 300 | 90 | 3.0 | #157 IPHAS | 2 | |
| 0109.IPHAS_B645 | 1200 | 06:43 | 18:56:07.3 | +00:38:23 | 300 | 20 | 3.0 | #157 IPHAS | 2 | |
| 0110.COMP | 12 | 07:04 | 18:56:07.3 | +00:38:23 | 300 | 20 | 3.0 | #157 IPHAS | 2 | |
| 0111.BDp284211 | 60 | 07:07 | 21:51:11.1 | +28:51:53 | 300 | 71 | 3.0 | #56 Spectropho | 2 | |
| 0112.COMP | 12 | 07:08 | 21:51:11.1 | +28:51:53 | 300 | 71 | 3.0 | #56 Spectropho | 2 | |
| 0113.BDp284211 | 35 | 07:09 | 21:51:11.1 | +28:51:53 | 300 | 71 | 3.0 | #56 Spectropho | 2 | |
| 0114.COMP | 12 | 07:10 | 21:51:11.1 | +28:51:53 | 300 | 71 | 3.0 | #56 Spectropho | 2 | |

UT Date 2007-09-04 Observers M CalkinsColl. Focus 1320 Grating/Grism 300

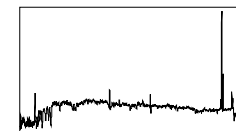
| File | Exp Time | UT Start | RA | Dec | Gr. | P.A. | Slit | Program | Bin | Comments |
|-------------------|----------|----------|------------|-----------|-----|------|------|----------------|-----|----------|
| 0115.BDp284211 | 35 | 07:11 | 21:51:11.1 | +28:51:53 | 300 | 71 | 3.0 | #56 Spectropho | 4 | |
| 0116.COMP | 5 | 07:12 | 21:51:11.1 | +28:51:53 | 300 | 71 | 3.0 | #56 Spectropho | 4 | |
| 0117.BDp174708 | 24 | 07:14 | 22:11:31.5 | +18:05:34 | 300 | 25 | 3.0 | #56 Spectropho | 4 | |
| 0118.COMP | 5 | 07:14 | 22:11:31.5 | +18:05:34 | 300 | 25 | 3.0 | #56 Spectropho | 4 | |
| 0119.BDp174708 | 24 | 07:15 | 22:11:31.5 | +18:05:34 | 300 | 25 | 3.0 | #56 Spectropho | 2 | |
| 0120.COMP | 12 | 07:16 | 22:11:31.5 | +18:05:34 | 300 | 25 | 3.0 | #56 Spectropho | 2 | |
| 0121.TXS | 1200 | 07:20 | 22:29:12.5 | -18:10:47 | 300 | 20 | 3.0 | #141 Mapping t | 2 | |
| 0122.COMP | 12 | 07:41 | 22:29:12.5 | -18:10:47 | 300 | 20 | 3.0 | #141 Mapping t | 2 | |
| 0123.TXS | 1800 | 07:42 | 22:29:12.5 | -18:10:47 | 300 | 20 | 3.0 | #141 Mapping t | 2 | |
| 0124.COMP | 12 | 08:13 | 22:29:12.5 | -18:10:47 | 300 | 20 | 3.0 | #141 Mapping t | 2 | |
| 0125.LTT9239 | 120 | 08:16 | 22:52:40.9 | -20:35:27 | 300 | 13 | 3.0 | #141 Mapping t | 2 | |
| 0126.COMP | 12 | 08:18 | 22:52:40.9 | -20:35:27 | 300 | 13 | 3.0 | #141 Mapping t | 2 | |
| 0127.sn2007hj | 1200 | 08:24 | 23:01:47.9 | +15:35:11 | 300 | 33 | 3.0 | #2 SN Observat | 2 | |
| 0128.COMP | 12 | 08:44 | 23:01:47.9 | +15:35:11 | 300 | 33 | 3.0 | #2 SN Observat | 2 | |
| 0129.sn2007fb | 1800 | 08:48 | 23:56:52.4 | +05:30:32 | 300 | 9 | 3.0 | #2 SN Observat | 2 | |
| 0130.COMP | 12 | 09:19 | 23:56:52.4 | +05:30:32 | 300 | 9 | 3.0 | #2 SN Observat | 2 | |
| 0131.LTT377 | 90 | 09:27 | 00:41:46.6 | -33:39:10 | 300 | 3 | 3.0 | #141 Mapping T | 2 | |
| 0132.COMP | 12 | 09:29 | 00:41:46.6 | -33:39:10 | 300 | 3 | 3.0 | #141 Mapping T | 2 | |
| 0133.cirsfastf029 | 1200 | 09:33 | 01:21:06.9 | -00:31:58 | 300 | 90 | 3.0 | #172 SDSS Clus | 2 | |
| 0134.COMP | 12 | 09:54 | 01:21:06.9 | -00:31:58 | 300 | 90 | 3.0 | #172 SDSS Clus | 2 | |

UT Date 2007-09-04 Observers M CalkinsColl. Focus 1320 Grating/Grism 300

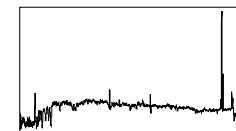
| File | Exp Time | UT Start | RA | Dec | Gr. | P.A. | Slit | Program | Bin | Comments |
|-------------------|----------|----------|------------|-----------|-----|------|------|----------------|-----|----------|
| 0135.cirsfastf030 | 1080 | 09:56 | 01:21:42.0 | -00:44:30 | 300 | 90 | 3.0 | #172 SDSS Clus | 2 | |
| 0136.COMP | 12 | 10:15 | 01:21:42.0 | -00:44:30 | 300 | 90 | 3.0 | #172 SDSS Clus | 2 | |
| 0137.cirsfastf031 | 600 | 10:17 | 01:22:17.5 | +01:00:27 | 300 | 60 | 3.0 | #172 SDSS Clus | 2 | |
| 0138.COMP | 12 | 10:27 | 01:22:17.5 | +01:00:27 | 300 | 60 | 3.0 | #172 SDSS Clus | 2 | |
| 0139.cirsfastf032 | 480 | 10:30 | 01:23:47.6 | +00:15:54 | 300 | 90 | 3.0 | #172 SDSS Clus | 2 | |
| 0140.COMP | 12 | 10:38 | 01:23:47.6 | +00:15:54 | 300 | 90 | 3.0 | #172 SDSS Clus | 2 | |
| 0141.cirsfastf033 | 1800 | 10:40 | 01:32:16.8 | -09:29:55 | 300 | 90 | 3.0 | #172 SDSS Clus | 2 | |
| 0142.COMP | 12 | 11:11 | 01:32:16.8 | -09:29:55 | 300 | 90 | 3.0 | #172 SDSS Clus | 2 | |
| 0143.fmb119 | 270 | 11:18 | 02:58:47.6 | +36:01:20 | 300 | 90 | 3.0 | #171f Local Un | 2 | |
| 0144.COMP | 12 | 11:23 | 02:58:47.6 | +36:01:20 | 300 | 90 | 3.0 | #171f Local Un | 2 | |
| 0145.fmb120 | 600 | 11:27 | 02:59:00.0 | +35:52:31 | 300 | 90 | 3.0 | #171f Local Un | 2 | |
| 0146.COMP | 12 | 11:37 | 02:59:00.0 | +35:52:31 | 300 | 90 | 3.0 | #171f Local Un | 2 | |
| 0147.fmb121 | 1080 | 11:39 | 02:59:13.6 | +35:58:16 | 300 | 90 | 3.0 | #171f Local Un | 2 | row=85 |
| 0148.COMP | 12 | 11:58 | 02:59:13.6 | +35:58:16 | 300 | 90 | 3.0 | #2 SN Observat | 2 | |
| 0149.sn2007gr | 900 | 11:59 | 02:43:28.0 | +37:20:45 | 300 | 110 | 3.0 | #2 SN Observat | 2 | |
| 0150.COMP | 12 | 12:15 | 02:43:28.0 | +37:20:45 | 300 | 110 | 3.0 | #2 SN Observat | 2 | |
| 0151.NGC1700 | 150 | 12:17 | 04:56:58.1 | -04:52:23 | 300 | 90 | 3.0 | #57 Velocity S | 2 | |
| 0152.COMP | 12 | 12:20 | 04:56:58.1 | -04:52:23 | 300 | 90 | 3.0 | #57 Velocity S | 2 | |
| 0153-0162.BIAS | 0 | 12:24 | 04:56:58.1 | -04:52:23 | 300 | 90 | 3.0 | #172 SDSS Clus | 4 | |
| 0163-0172.FLAT | 12 | 12:28 | 04:56:58.1 | -04:52:23 | 300 | 90 | 3.0 | #172 SDSS Clus | 4 | |

UT Date 2007-09-04 Observers M CalkinsColl. Focus 1320 Grating/Grism 300

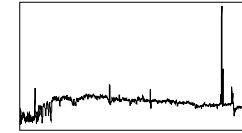
| <i>File</i> | <i>Exp Time</i> | <i>UT Start</i> | <i>RA</i> | <i>Dec</i> | <i>Gr.</i> | <i>P.A.</i> | <i>Slit</i> | <i>Program</i> | <i>Bin</i> | <i>Comments</i> |
|----------------|-----------------|-----------------|------------|------------|------------|-------------|-------------|----------------|------------|-----------------|
| 0173-0182.BIAS | 0 | 12:31 | 04:56:58.1 | -04:52:23 | 300 | 90 | 3.0 | #172 SDSS Clus | 2 | |
| 0183-0202.FLAT | 24 | 12:45 | 04:56:58.1 | -04:52:23 | 300 | 90 | 3.0 | #172 SDSS Clus | 2 | |
| 0203-0212.DARK | 900 | 15:04 | 04:56:58.1 | -04:52:23 | 300 | 90 | 3.0 | #172 SDSS Clus | 2 | |

UT Date 2007-09-05 Observers P BerlindColl. Focus 1320 Grating/Grism 300

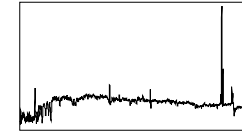
| File | Exp Time | UT Start | RA | Dec | Gr. | P.A. | Slit | Program | Bin | Comments |
|-----------------------|----------|----------|------------|-----------|-----|------|------|----------------|-----|----------|
| 0001-0010.BIAS | 0 | 02:15 | 17:32:45.6 | +31:30:46 | 300 | 90 | 3.0 | #172 SDSS Clus | 2 | |
| 0011-0025.FLAT | 25 | 02:25 | 17:32:45.6 | +31:30:46 | 300 | 90 | 3.0 | #172 SDSS Clus | 2 | |
| 0026.test | 10 | 02:27 | 17:32:45.6 | +31:30:46 | 300 | 90 | 3.0 | #172 SDSS Clus | 2 | |
| 0027.N5866 | 180 | 02:35 | 15:06:29.5 | +55:45:47 | 300 | 90 | 3.0 | #57 Velocity S | 2 | |
| 0028.COMP | 10 | 02:39 | 15:06:29.5 | +55:45:47 | 300 | 90 | 3.0 | #57 Velocity S | 2 | |
| 0029.AGDra | 2 | 02:41 | 16:01:41.0 | +66:48:10 | 300 | 90 | 3.0 | #12 Symbiotic | 2 | |
| 0030.AGDra | 15 | 02:42 | 16:01:41.0 | +66:48:10 | 300 | 90 | 3.0 | #12 Symbiotic | 2 | |
| 0031.AGDra | 45 | 02:42 | 16:01:41.0 | +66:48:10 | 300 | 90 | 3.0 | #12 Symbiotic | 2 | |
| 0032.COMP | 10 | 02:44 | 16:01:41.0 | +66:48:10 | 300 | 90 | 3.0 | #12 Symbiotic | 2 | |
| 0033.17142173+3904151 | 300 | 02:45 | 17:14:21.7 | +39:04:15 | 300 | 90 | 3.0 | #141 Mapping t | 2 | |
| 0034.COMP | 10 | 02:50 | 17:14:21.7 | +39:04:15 | 300 | 90 | 3.0 | #141 Mapping t | 2 | |
| 0035.17152854+3854429 | 240 | 02:51 | 17:15:28.5 | +38:54:43 | 300 | 90 | 3.0 | #141 Mapping t | 2 | |
| 0036.COMP | 10 | 02:55 | 17:15:28.5 | +38:54:43 | 300 | 90 | 3.0 | #141 Mapping t | 2 | |
| 0037.17144166+4324399 | 270 | 02:56 | 17:14:41.7 | +43:24:40 | 300 | 90 | 3.0 | #141 Mapping t | 2 | |
| 0038.COMP | 10 | 03:01 | 17:14:41.7 | +43:24:40 | 300 | 90 | 3.0 | #141 Mapping t | 2 | |
| 0039.17155967+4353516 | 270 | 03:02 | 17:15:59.7 | +43:53:52 | 300 | 90 | 3.0 | #141 Mapping t | 2 | |
| 0040.COMP | 10 | 03:07 | 17:15:59.7 | +43:53:52 | 300 | 90 | 3.0 | #141 Mapping t | 2 | |
| 0041.17165239+3840231 | 300 | 03:07 | 17:16:52.4 | +38:40:23 | 300 | 90 | 3.0 | #141 Mapping t | 2 | |
| 0042.COMP | 10 | 03:12 | 17:16:52.4 | +38:40:23 | 300 | 90 | 3.0 | #141 Mapping t | 2 | |
| 0043.17195648+3908007 | 270 | 03:13 | 17:19:56.5 | +39:08:01 | 300 | 90 | 3.0 | #141 Mapping t | 2 | |

UT Date 2007-09-05 Observers P BerlindColl. Focus 1320 Grating/Grism 300

| File | Exp Time | UT Start | RA | Dec | Gr. | P.A. | Slit | Program | Bin | Comments |
|-----------------------|----------|----------|------------|-----------|-----|------|------|----------------|-----|---------------------|
| 0044.COMP | 10 | 03:18 | 17:19:56.5 | +39:08:01 | 300 | 90 | 3.0 | #141 Mapping t | 2 | |
| 0045.17165832+2323317 | 302 | 03:19 | 17:16:58.3 | +23:23:32 | 300 | 90 | 3.0 | #141 Mapping t | 2 | |
| 0046.COMP | 10 | 03:24 | 17:16:58.3 | +23:23:32 | 300 | 90 | 3.0 | #141 Mapping t | 2 | |
| 0047.17160881+2021183 | 420 | 03:25 | 17:16:08.8 | +20:21:18 | 300 | 90 | 3.0 | #141 Mapping t | 2 | |
| 0048.COMP | 10 | 03:33 | 17:16:08.8 | +20:21:18 | 300 | 90 | 3.0 | #141 Mapping t | 2 | |
| 0049.18183171-0034152 | 1200 | 03:37 | 18:18:31.7 | -00:34:15 | 300 | 90 | 3.0 | #141 Mapping t | 2 | |
| 0050.COMP | 10 | 03:57 | 18:18:31.7 | -00:34:15 | 300 | 90 | 3.0 | #141 Mapping t | 2 | |
| 0051.18344150-2305591 | 1200 | 03:59 | 18:34:41.5 | -23:05:59 | 300 | 90 | 3.0 | #141 Mapping t | 2 | strong em from gal |
| 0052.COMP | 10 | 04:20 | 18:34:41.5 | -23:05:59 | 300 | 90 | 3.0 | #141 Mapping t | 2 | |
| 0053.18472685-2331404 | 900 | 04:21 | 18:47:26.9 | -23:31:40 | 300 | 90 | 3.0 | #141 Mapping t | 2 | |
| 0054.COMP | 10 | 04:36 | 18:47:26.9 | -23:31:40 | 300 | 90 | 3.0 | #141 Mapping t | 2 | |
| 0055.18514906-1740197 | 900 | 04:39 | 18:51:49.1 | -17:40:20 | 300 | 90 | 3.0 | #141 Mapping t | 2 | |
| 0056.COMP | 10 | 04:55 | 18:51:49.1 | -17:40:20 | 300 | 90 | 3.0 | #141 Mapping t | 2 | |
| 0057.19083010-0706459 | 1500 | 04:58 | 19:08:30.1 | -07:06:46 | 300 | 90 | 3.0 | #141 Mapping t | 2 | |
| 0058.COMP | 10 | 05:23 | 19:08:30.1 | -07:06:46 | 300 | 90 | 3.0 | #141 Mapping t | 2 | |
| 0059.19073246-0646289 | 1200 | 05:26 | 19:07:32.5 | -06:46:29 | 300 | 90 | 3.0 | #141 Mapping t | 2 | star to east of gal |
| 0060.COMP | 10 | 05:46 | 19:07:32.5 | -06:46:29 | 300 | 90 | 3.0 | #141 Mapping t | 2 | |
| 0061.BDp284211 | 90 | 05:50 | 21:51:11.1 | +28:51:53 | 300 | 90 | 3.0 | #56 Spectropho | 2 | |
| 0062.BDp284211 | 90 | 05:52 | 21:51:11.1 | +28:51:53 | 300 | 90 | 3.0 | #56 Spectropho | 2 | |
| 0063.BDp284211 | 90 | 05:54 | 21:51:11.1 | +28:51:53 | 300 | 90 | 3.0 | #56 Spectropho | 2 | |

UT Date 2007-09-05 Observers P BerlindColl. Focus 1320 Grating/Grism 300

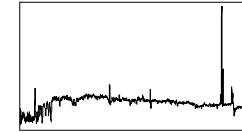
| File | Exp Time | UT Start | RA | Dec | Gr. | P.A. | Slit | Program | Bin | Comments |
|-----------------------|----------|----------|------------|-----------|-----|------|------|----------------|-----|----------|
| 0064.COMP | 10 | 05:56 | 21:51:11.1 | +28:51:53 | 300 | 90 | 3.0 | #56 Spectropho | 2 | |
| 0065.20143415+1303381 | 420 | 05:58 | 20:14:34.1 | +13:03:38 | 300 | 90 | 3.0 | #141 Mapping t | 2 | |
| 0066.COMP | 10 | 06:06 | 20:14:34.1 | +13:03:38 | 300 | 90 | 3.0 | #141 Mapping t | 2 | |
| 0067.20172777+1614250 | 545 | 06:07 | 20:17:27.8 | +16:14:25 | 300 | 90 | 3.0 | #141 Mapping t | 2 | |
| 0068.COMP | 10 | 06:16 | 20:17:27.8 | +16:14:25 | 300 | 90 | 3.0 | #141 Mapping t | 2 | |
| 0069.sn2007fs | 1800 | 06:19 | 22:01:40.4 | -21:30:30 | 300 | 4 | 3.0 | #2 SN Observat | 2 | |
| 0070.COMP | 10 | 06:50 | 22:01:40.4 | -21:30:30 | 300 | 4 | 3.0 | #2 SN Observat | 2 | |
| 0071.BDp174708 | 45 | 06:52 | 22:11:31.5 | +18:05:34 | 300 | 4 | 3.0 | #56 Spectropho | 2 | |
| 0072.BDp174708 | 45 | 06:53 | 22:11:31.5 | +18:05:34 | 300 | 4 | 3.0 | #56 Spectropho | 2 | |
| 0073.BDp174708 | 45 | 06:54 | 22:11:31.5 | +18:05:34 | 300 | 4 | 3.0 | #56 Spectropho | 2 | |
| 0074.COMP | 10 | 06:55 | 22:11:31.5 | +18:05:34 | 300 | 4 | 3.0 | #56 Spectropho | 2 | |
| 0075.sn2007hj | 1200 | 06:57 | 23:01:47.9 | +15:35:11 | 300 | -5 | 3.0 | #2 SN Observat | 2 | |
| 0076.COMP | 10 | 07:17 | 23:01:47.9 | +15:35:11 | 300 | -5 | 3.0 | #2 SN Observat | 2 | |
| 0077.fmfs463 | 660 | 07:20 | 21:00:39.5 | -13:13:34 | 300 | 90 | 3.0 | #171 Local Uni | 2 | |
| 0078.COMP | 10 | 07:31 | 21:00:39.5 | -13:13:34 | 300 | 90 | 3.0 | #171 Local Uni | 2 | |
| 0079.fmfs462 | 240 | 07:32 | 21:00:16.7 | -13:58:35 | 300 | 90 | 3.0 | #171 Local Uni | 2 | |
| 0080.COMP | 10 | 07:37 | 21:00:16.7 | -13:58:35 | 300 | 90 | 3.0 | #171 Local Uni | 2 | |
| 0081.fmfs469 | 270 | 07:37 | 21:01:22.2 | -13:23:51 | 300 | 90 | 3.0 | #171 Local Uni | 2 | |
| 0082.COMP | 10 | 07:42 | 21:01:22.2 | -13:23:51 | 300 | 90 | 3.0 | #171 Local Uni | 2 | |
| 0083.fmfs495 | 300 | 07:44 | 22:04:51.8 | -06:01:44 | 300 | 90 | 3.0 | #171 Local Uni | 2 | |

UT Date 2007-09-05 Observers P BerlindColl. Focus 1320 Grating/Grism 300

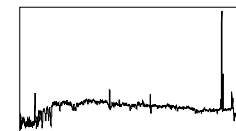
| <i>File</i> | <i>Exp Time</i> | <i>UT Start</i> | <i>RA</i> | <i>Dec</i> | <i>Gr.</i> | <i>P.A.</i> | <i>Slit</i> | <i>Program</i> | <i>Bin</i> | <i>Comments</i> |
|---------------|-----------------|-----------------|------------|------------|------------|-------------|-------------|----------------|------------|-----------------|
| 0084.COMP | 10 | 07:49 | 22:04:51.8 | -06:01:44 | 300 | 90 | 3.0 | #171 Local Uni | 2 | |
| 0085.fmfs499 | 330 | 07:50 | 22:05:09.1 | -05:32:12 | 300 | 90 | 3.0 | #171 Local Uni | 2 | |
| 0086.COMP | 10 | 07:56 | 22:05:09.1 | -05:32:12 | 300 | 90 | 3.0 | #171 Local Uni | 2 | |
| 0087.fmfs501 | 480 | 07:57 | 22:05:16.6 | -05:42:22 | 300 | 90 | 3.0 | #171 Local Uni | 2 | |
| 0088.COMP | 10 | 08:05 | 22:05:16.6 | -05:42:22 | 300 | 90 | 3.0 | #171 Local Uni | 2 | |
| 0089.fmfs502 | 600 | 08:06 | 22:05:17.1 | -05:32:56 | 300 | 90 | 3.0 | #171 Local Uni | 2 | |
| 0090.COMP | 10 | 08:17 | 22:05:17.1 | -05:32:56 | 300 | 90 | 3.0 | #171 Local Uni | 2 | |
| 0091.fmfs503 | 720 | 08:17 | 22:05:18.2 | -05:33:24 | 300 | 90 | 3.0 | #171 Local Uni | 2 | |
| 0092.COMP | 10 | 08:30 | 22:05:18.2 | -05:33:24 | 300 | 90 | 3.0 | #171 Local Uni | 2 | |
| 0093.fmfs535 | 480 | 08:31 | 23:15:06.3 | -02:17:23 | 300 | 90 | 3.0 | #171 Local Uni | 2 | |
| 0094.COMP | 10 | 08:40 | 23:15:06.3 | -02:17:23 | 300 | 90 | 3.0 | #171 Local Uni | 2 | |
| 0095.fmfs536 | 600 | 08:41 | 23:15:47.4 | -02:26:04 | 300 | 90 | 3.0 | #171 Local Uni | 2 | |
| 0096.COMP | 10 | 08:51 | 23:15:47.4 | -02:26:04 | 300 | 90 | 3.0 | #171 Local Uni | 2 | |
| 0097.fmfs537 | 240 | 08:52 | 23:16:09.9 | -02:14:00 | 300 | 90 | 3.0 | #171 Local Uni | 2 | |
| 0098.COMP | 10 | 08:56 | 23:16:09.9 | -02:14:00 | 300 | 90 | 3.0 | #171 Local Uni | 2 | |
| 0099.fmfs538S | 720 | 08:58 | 23:18:46.2 | -02:19:29 | 300 | 90 | 3.0 | #171 Local Uni | 2 | south comp |
| 0100.COMP | 10 | 09:11 | 23:18:46.2 | -02:19:29 | 300 | 90 | 3.0 | #171 Local Uni | 2 | |
| 0101.fmfs538N | 900 | 09:12 | 23:18:46.2 | -02:19:29 | 300 | 90 | 3.0 | #171 Local Uni | 2 | north comp |
| 0102.COMP | 10 | 09:27 | 23:18:46.2 | -02:19:29 | 300 | 90 | 3.0 | #171 Local Uni | 2 | |
| 0103.ZAnd | 5 | 09:30 | 23:33:40.0 | +48:49:06 | 300 | 90 | 3.0 | #12 Symbiotic | 2 | |

UT Date 2007-09-05 Observers P BerlindColl. Focus 1320 Grating/Grism 300

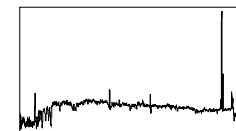
| <i>File</i> | <i>Exp Time</i> | <i>UT Start</i> | <i>RA</i> | <i>Dec</i> | <i>Gr.</i> | <i>P.A.</i> | <i>Slit</i> | <i>Program</i> | <i>Bin</i> | <i>Comments</i> |
|---------------|-----------------|-----------------|------------|------------|------------|-------------|-------------|----------------|------------|-----------------|
| 0104.ZAnd | 2 | 09:30 | 23:33:40.0 | +48:49:06 | 300 | 90 | 3.0 | #12 Symbiotic | 2 | |
| 0105.ZAnd | 15 | 09:31 | 23:33:40.0 | +48:49:06 | 300 | 90 | 3.0 | #12 Symbiotic | 2 | |
| 0106.ZAnd | 45 | 09:32 | 23:33:40.0 | +48:49:06 | 300 | 90 | 3.0 | #12 Symbiotic | 2 | |
| 0107.COMP | 10 | 09:33 | 23:33:40.0 | +48:49:06 | 300 | 90 | 3.0 | #12 Symbiotic | 2 | |
| 0108.158m213 | 300 | 09:34 | 00:40:30.2 | +40:50:55 | 300 | 90 | 3.0 | #57 Velocity S | 2 | |
| 0109.COMP | 10 | 09:40 | 00:40:30.2 | +40:50:55 | 300 | 90 | 3.0 | #57 Velocity S | 2 | |
| 0110.sn2007gr | 900 | 09:42 | 02:43:28.0 | +37:20:45 | 300 | 80 | 3.0 | #2 SN Observat | 2 | |
| 0111.COMP | 10 | 09:58 | 02:43:28.0 | +37:20:45 | 300 | 80 | 3.0 | #2 SN Observat | 2 | |
| 0112.fmfs098 | 300 | 10:00 | 02:50:01.3 | -02:11:47 | 300 | 90 | 3.0 | #171 Local Uni | 2 | |
| 0113.COMP | 10 | 10:06 | 02:50:01.3 | -02:11:47 | 300 | 90 | 3.0 | #171 Local Uni | 2 | |
| 0114.fmfs099 | 420 | 10:06 | 02:50:20.5 | -01:18:22 | 300 | 90 | 3.0 | #171 Local Uni | 2 | |
| 0115.COMP | 10 | 10:14 | 02:50:20.5 | -01:18:22 | 300 | 90 | 3.0 | #171 Local Uni | 2 | |
| 0116.fmfs100 | 360 | 10:15 | 02:50:47.4 | -01:17:10 | 300 | 90 | 3.0 | #171 Local Uni | 2 | |
| 0117.COMP | 10 | 10:21 | 02:50:47.4 | -01:17:10 | 300 | 90 | 3.0 | #171 Local Uni | 2 | |
| 0118.fmfs101 | 480 | 10:22 | 02:51:02.1 | -01:16:31 | 300 | 90 | 3.0 | #171 Local Uni | 2 | |
| 0119.COMP | 10 | 10:31 | 02:51:02.1 | -01:16:31 | 300 | 90 | 3.0 | #171 Local Uni | 2 | |
| 0120.fmfs102 | 480 | 10:32 | 02:51:06.3 | -02:17:20 | 300 | 90 | 3.0 | #171 Local Uni | 2 | |
| 0121.COMP | 10 | 10:40 | 02:51:06.3 | -02:17:20 | 300 | 90 | 3.0 | #171 Local Uni | 2 | |
| 0122.fmfs103 | 360 | 10:41 | 02:52:54.0 | -02:02:37 | 300 | 90 | 3.0 | #171 Local Uni | 2 | |
| 0123.COMP | 10 | 10:47 | 02:52:54.0 | -02:02:37 | 300 | 90 | 3.0 | #171 Local Uni | 2 | |

UT Date 2007-09-05 Observers P BerlindColl. Focus 1320 Grating/Grism 300

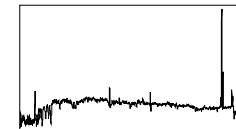
| File | Exp Time | UT Start | RA | Dec | Gr. | P.A. | Slit | Program | Bin | Comments |
|--------------|----------|----------|------------|-----------|-----|------|------|----------------|-----|----------|
| 0124.fmfs104 | 360 | 10:48 | 02:53:05.1 | -01:25:24 | 300 | 90 | 3.0 | #171 Local Uni | 2 | |
| 0125.COMP | 10 | 10:54 | 02:53:05.1 | -01:25:24 | 300 | 90 | 3.0 | #171 Local Uni | 2 | |
| 0126.fmfs105 | 540 | 10:55 | 02:54:45.2 | -01:19:04 | 300 | 90 | 3.0 | #171 Local Uni | 2 | |
| 0127.COMP | 10 | 11:04 | 02:54:45.2 | -01:19:04 | 300 | 90 | 3.0 | #171 Local Uni | 2 | |
| 0128.fmfs106 | 480 | 11:05 | 02:54:52.8 | -01:33:32 | 300 | 90 | 3.0 | #171 Local Uni | 2 | |
| 0129.COMP | 10 | 11:14 | 02:54:52.8 | -01:33:32 | 300 | 90 | 3.0 | #171 Local Uni | 2 | |
| 0130.fmfs107 | 480 | 11:14 | 02:54:58.7 | -01:51:41 | 300 | 90 | 3.0 | #171 Local Uni | 2 | |
| 0131.COMP | 10 | 11:23 | 02:54:58.7 | -01:51:41 | 300 | 90 | 3.0 | #171 Local Uni | 2 | |
| 0132.fmfs108 | 360 | 11:24 | 02:55:22.7 | -01:33:58 | 300 | 90 | 3.0 | #171 Local Uni | 2 | |
| 0133.COMP | 10 | 11:30 | 02:55:22.7 | -01:33:58 | 300 | 90 | 3.0 | #171 Local Uni | 2 | |
| 0134.fmfs109 | 360 | 11:31 | 02:55:52.3 | -02:10:32 | 300 | 90 | 3.0 | #171 Local Uni | 2 | |
| 0135.COMP | 10 | 11:37 | 02:55:52.3 | -02:10:32 | 300 | 90 | 3.0 | #171 Local Uni | 2 | |
| 0136.fmfs110 | 300 | 11:38 | 02:56:22.0 | -01:46:57 | 300 | 90 | 3.0 | #171 Local Uni | 2 | |
| 0137.COMP | 10 | 11:43 | 02:56:22.0 | -01:46:57 | 300 | 90 | 3.0 | #171 Local Uni | 2 | |
| 0138.fmfs111 | 360 | 11:44 | 02:56:59.0 | -01:18:18 | 300 | 90 | 3.0 | #171 Local Uni | 2 | |
| 0139.COMP | 10 | 11:50 | 02:56:59.0 | -01:18:18 | 300 | 90 | 3.0 | #171 Local Uni | 2 | |
| 0140.fmfs112 | 330 | 11:51 | 02:57:05.3 | -01:21:27 | 300 | 90 | 3.0 | #171 Local Uni | 2 | |
| 0141.COMP | 10 | 11:57 | 02:57:05.3 | -01:21:27 | 300 | 90 | 3.0 | #171 Local Uni | 2 | |
| 0142.fmfs113 | 330 | 11:58 | 02:57:14.7 | -01:25:26 | 300 | 90 | 3.0 | #171 Local Uni | 2 | |
| 0143.COMP | 10 | 12:04 | 02:57:14.7 | -01:25:26 | 300 | 90 | 3.0 | #171 Local Uni | 2 | |

UT Date 2007-09-05 Observers P BerlindColl. Focus 1320 Grating/Grism 300

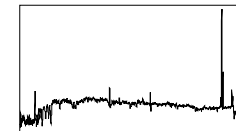
| <i>File</i> | <i>Exp Time</i> | <i>UT Start</i> | <i>RA</i> | <i>Dec</i> | <i>Gr.</i> | <i>P.A.</i> | <i>Slit</i> | <i>Program</i> | <i>Bin</i> | <i>Comments</i> |
|----------------|-----------------|-----------------|------------|------------|------------|-------------|-------------|----------------|------------|-----------------|
| 0144.HD19445 | 5 | 12:05 | 03:08:26.3 | +26:20:29 | 300 | 90 | 3.0 | #56 Spectropho | 2 | |
| 0145.HD19445 | 5 | 12:05 | 03:08:26.3 | +26:20:29 | 300 | 90 | 3.0 | #56 Spectropho | 2 | |
| 0146.HD19445 | 5 | 12:06 | 03:08:26.3 | +26:20:29 | 300 | 90 | 3.0 | #56 Spectropho | 2 | |
| 0147.COMP | 10 | 12:06 | 03:08:26.3 | +26:20:29 | 300 | 90 | 3.0 | #56 Spectropho | 2 | |
| 0148-0157.BIAS | 0 | 12:11 | 03:08:26.3 | +26:20:29 | 300 | 90 | 3.0 | #172 SDSS Clus | 2 | |
| 0158-0172.FLAT | 25 | 12:20 | 03:08:26.3 | +26:20:29 | 300 | 90 | 3.0 | #172 SDSS Clus | 2 | |
| 0173-0182.DARK | 900 | 14:47 | 03:08:26.3 | +26:20:29 | 300 | 90 | 3.0 | #172 SDSS Clus | 2 | |

UT Date 2007-09-06 Observers P BerlindColl. Focus 1320 Grating/Grism 300

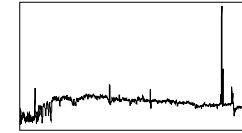
| <i>File</i> | <i>Exp Time</i> | <i>UT Start</i> | <i>RA</i> | <i>Dec</i> | <i>Gr.</i> | <i>P.A.</i> | <i>Slit</i> | <i>Program</i> | <i>Bin</i> | <i>Comments</i> |
|----------------|-----------------|-----------------|------------|------------|------------|-------------|-------------|----------------|------------|-----------------|
| 0001-0020.DARK | 900 | 03:58 | 14:41:04.0 | +31:32:25 | 300 | 90 | 3.0 | #172 SDSS Clus | 2 | |
| 0021-0030.BIAS | 0 | 04:24 | 14:41:04.0 | +31:32:25 | 300 | 90 | 3.0 | #172 SDSS Clus | 2 | |
| 0031-0045.FLAT | 25 | 04:33 | 14:41:04.0 | +31:32:25 | 300 | 90 | 3.0 | #172 SDSS Clus | 2 | |
| 0046.BIAS | 0 | 05:35 | 14:41:04.0 | +31:32:25 | 300 | 90 | 3.0 | #172 SDSS Clus | 2 | |
| 0047-0056.FLAT | 25 | 05:41 | 14:41:04.0 | +31:32:25 | 300 | 90 | 3.0 | #172 SDSS Clus | 2 | |

UT Date 2007-09-07 Observers P BerlindColl. Focus 1320 Grating/Grism 300

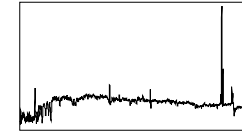
| File | Exp Time | UT Start | RA | Dec | Gr. | P.A. | Slit | Program | Bin | Comments |
|-----------------------|----------|----------|------------|-----------|-----|------|------|----------------|-----|----------|
| 0001-0010.BIAS | 0 | 23:54 | 14:08:42.0 | +31:32:38 | 300 | 90 | 3.0 | #172 SDSS Clus | 2 | |
| 0011-0025.FLAT | 25 | 00:03 | 14:08:42.0 | +31:32:38 | 300 | 90 | 3.0 | #172 SDSS Clus | 2 | |
| 0026-0035.DARK | 900 | 02:22 | 14:08:42.0 | +31:32:38 | 300 | 90 | 3.0 | #172 SDSS Clus | 2 | |
| 0036.BDp284211 | 120 | 07:11 | 21:51:11.1 | +28:51:53 | 300 | 90 | 3.0 | #56 Spectropho | 2 | |
| 0037.BDp284211 | 120 | 07:14 | 21:51:11.1 | +28:51:53 | 300 | 90 | 3.0 | #56 Spectropho | 2 | |
| 0038.COMP | 10 | 07:16 | 21:51:11.1 | +28:51:53 | 300 | 90 | 3.0 | #56 Spectropho | 2 | |
| 0039.BDp174708 | 45 | 07:18 | 22:11:31.5 | +18:05:34 | 300 | 90 | 3.0 | #56 Spectropho | 2 | |
| 0040.BDp174708 | 45 | 07:19 | 22:11:31.5 | +18:05:34 | 300 | 90 | 3.0 | #56 Spectropho | 2 | |
| 0041.COMP | 10 | 07:20 | 22:11:31.5 | +18:05:34 | 300 | 90 | 3.0 | #56 Spectropho | 2 | |
| 0042.N7331 | 202 | 07:21 | 22:34:46.9 | +34:09:43 | 300 | 90 | 3.0 | #57 Velocity S | 2 | |
| 0043.COMP | 10 | 07:25 | 22:34:46.9 | +34:09:43 | 300 | 90 | 3.0 | #57 Velocity S | 2 | |
| 0044.sn2007hj | 1170 | 07:28 | 23:01:47.9 | +15:35:11 | 300 | 90 | 3.0 | #2 SN Observat | 2 | |
| 0045.COMP | 10 | 07:48 | 23:01:47.9 | +15:35:11 | 300 | 90 | 3.0 | #2 SN Observat | 2 | |
| 0046.21462626+3332411 | 420 | 07:57 | 21:46:26.3 | +33:32:41 | 300 | 90 | 3.0 | #141 Mapping t | 2 | |
| 0047.COMP | 10 | 08:04 | 21:46:37.4 | +33:44:11 | 300 | 90 | 3.0 | #141 Mapping t | 2 | |
| 0048.21463741+3344110 | 420 | 08:05 | 21:46:37.4 | +33:44:11 | 300 | 90 | 3.0 | #141 Mapping t | 2 | |
| 0049.COMP | 10 | 08:13 | 21:46:37.4 | +33:44:11 | 300 | 90 | 3.0 | #141 Mapping t | 2 | |
| 0050.21504888+3452079 | 420 | 08:14 | 21:50:48.9 | +34:52:08 | 300 | 90 | 3.0 | #141 Mapping t | 2 | |
| 0051.COMP | 10 | 08:21 | 21:50:48.9 | +34:52:08 | 300 | 90 | 3.0 | #141 Mapping t | 2 | |
| 0052.21510188+3632379 | 480 | 08:22 | 21:51:01.9 | +36:32:38 | 300 | 85 | 3.0 | #141 Mapping t | 2 | |

UT Date 2007-09-07 Observers P BerlindColl. Focus 1320 Grating/Grism 300

| File | Exp Time | UT Start | RA | Dec | Gr. | P.A. | Slit | Program | Bin | Comments |
|-----------------------|----------|----------|------------|-----------|-----|------|------|----------------|-----|--|
| 0053.COMP | 10 | 08:31 | 21:51:01.9 | +36:32:38 | 300 | 85 | 3.0 | #141 Mapping t | 2 | |
| 0054.22305504+3926451 | 360 | 08:32 | 22:30:55.0 | +39:26:45 | 300 | 85 | 3.0 | #141 Mapping t | 2 | |
| 0055.COMP | 10 | 08:39 | 22:30:55.0 | +39:26:45 | 300 | 85 | 3.0 | #141 Mapping t | 2 | |
| 0056.22324693+3632380 | 240 | 08:40 | 22:32:46.9 | +36:32:38 | 300 | 85 | 3.0 | #141 Mapping t | 2 | |
| 0057.COMP | 10 | 08:44 | 22:32:57.1 | +43:31:50 | 300 | 85 | 3.0 | #141 Mapping t | 2 | |
| 0058.22325710+4331503 | 480 | 08:46 | 22:32:57.1 | +43:31:50 | 300 | 75 | 3.0 | #141 Mapping t | 2 | |
| 0059.COMP | 10 | 08:54 | 22:32:57.1 | +43:31:50 | 300 | 75 | 3.0 | #141 Mapping t | 2 | |
| 0060.22350430+4115312 | 422 | 08:55 | 22:35:04.3 | +41:15:31 | 300 | 75 | 3.0 | #141 Mapping t | 2 | |
| 0061.COMP | 10 | 09:03 | 22:35:04.3 | +41:15:31 | 300 | 75 | 3.0 | #141 Mapping t | 2 | |
| 0062.22371549+4029450 | 480 | 09:04 | 22:37:15.5 | +40:29:45 | 300 | 90 | 3.0 | #141 Mapping t | 2 | agn |
| 0063.COMP | 10 | 09:13 | 22:37:15.5 | +40:29:45 | 300 | 90 | 3.0 | #141 Mapping t | 2 | |
| 0064.22380121+4107363 | 480 | 09:14 | 22:38:01.2 | +41:07:36 | 300 | 80 | 3.0 | #141 Mapping t | 2 | local clouds forming fast, dome closed |
| 0065.COMP | 10 | 09:23 | 22:38:01.2 | +41:07:36 | 300 | 80 | 3.0 | #141 Mapping t | 2 | |
| 0066-0075.BIAS | 0 | 11:46 | 22:38:01.2 | +41:07:36 | 300 | 90 | 3.0 | #2 SN Observat | 2 | |
| 0076-0090.FLAT | 25 | 11:56 | 22:38:01.2 | +41:07:36 | 300 | 90 | 3.0 | #2 SN Observat | 2 | |
| 0091-0100.DARK | 900 | 14:23 | 22:38:01.2 | +41:07:36 | 300 | 90 | 3.0 | #2 SN Observat | 2 | |

UT Date 2007-09-08 Observers M CalkinsColl. Focus 1300 Grating/Grism 300

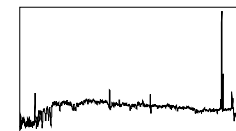
| File | Exp Time | UT Start | RA | Dec | Gr. | P.A. | Slit | Program | Bin | Comments |
|------------------|----------|----------|------------|-----------|-----|------|------|----------------|-----|----------|
| 0001-0010.DARK | 900 | 05:29 | 18:52:36.0 | +31:29:52 | 300 | 90 | 3.0 | #2 SN Observat | 2 | |
| 0011-0020.BIAS | 0 | 05:46 | 18:52:36.0 | +31:29:52 | 300 | 90 | 3.0 | #2 SN Observat | 2 | |
| 0021-0040.FLAT | 25 | 05:58 | 18:52:36.0 | +31:29:52 | 300 | 90 | 3.0 | #2 SN Observat | 2 | |
| 0041.BDp284211 | 70 | 06:05 | 21:51:11.1 | +28:51:53 | 300 | -17 | 3.0 | #56 Spectropho | 2 | |
| 0042.COMP | 12 | 06:07 | 21:51:11.1 | +28:51:53 | 300 | -17 | 3.0 | #56 Spectropho | 2 | |
| 0043.BDp174708 | 20 | 06:09 | 22:11:31.5 | +18:05:34 | 300 | -16 | 3.0 | #56 Spectropho | 2 | |
| 0044.BDp174708 | 20 | 06:10 | 22:11:31.5 | +18:05:34 | 300 | -16 | 3.0 | #56 Spectropho | 2 | |
| 0045.COMP | 12 | 06:11 | 22:11:31.5 | +18:05:34 | 300 | -16 | 3.0 | #56 Spectropho | 2 | |
| 0046.BDp174708 | 40 | 06:12 | 22:11:31.5 | +18:05:34 | 300 | -16 | 3.0 | #56 Spectropho | 2 | |
| 0047.BDp174708 | 40 | 06:12 | 22:11:31.5 | +18:05:34 | 300 | -16 | 3.0 | #56 Spectropho | 2 | |
| 0048.COMP | 12 | 06:15 | 22:11:31.5 | +18:05:34 | 300 | -16 | 3.0 | #56 Spectropho | 2 | |
| 0049.BDp174708 | 25 | 06:16 | 22:11:31.5 | +18:05:34 | 300 | -16 | 3.0 | #56 Spectropho | 2 | |
| 0050.BDp174708 | 25 | 06:16 | 22:11:31.5 | +18:05:34 | 300 | -16 | 3.0 | #56 Spectropho | 2 | |
| 0051.COMP | 12 | 06:17 | 22:11:31.5 | +18:05:34 | 300 | -16 | 3.0 | #56 Spectropho | 2 | |
| 0052.sn2007fb | 1800 | 06:22 | 23:56:52.4 | +05:30:32 | 300 | -30 | 3.0 | #2 SN Observat | 2 | |
| 0053.COMP | 12 | 06:53 | 23:56:52.4 | +05:30:32 | 300 | -30 | 3.0 | #2 SN Observat | 2 | |
| 0054.sn2007hj | 1200 | 06:59 | 23:01:47.9 | +15:35:11 | 300 | -10 | 3.0 | #2 SN Observat | 2 | row = 88 |
| 0055.COMP | 12 | 07:20 | 23:01:47.9 | +15:35:11 | 300 | -10 | 3.0 | #2 SN Observat | 2 | |
| 0056.4dlxfast139 | 1500 | 07:28 | 21:37:42.7 | +00:52:38 | 300 | 90 | 3.0 | #172 SDSS Clus | 2 | |
| 0057.COMP | 12 | 07:54 | 21:37:42.7 | +00:52:38 | 300 | 90 | 3.0 | #172 SDSS Clus | 2 | |

UT Date 2007-09-08 Observers M CalkinsColl. Focus 1300 Grating/Grism 300

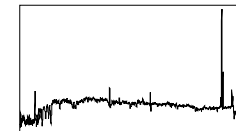
| <i>File</i> | <i>Exp Time</i> | <i>UT Start</i> | <i>RA</i> | <i>Dec</i> | <i>Gr.</i> | <i>P.A.</i> | <i>Slit</i> | <i>Program</i> | <i>Bin</i> | <i>Comments</i> |
|-------------------|-----------------|-----------------|------------|------------|------------|-------------|-------------|----------------|------------|-----------------|
| 0058.4dlxffast140 | 600 | 07:55 | 21:39:13.5 | +01:13:54 | 300 | 90 | 3.0 | #172 SDSS Clus | 2 | |
| 0059.COMP | 12 | 08:06 | 21:39:13.5 | +01:13:54 | 300 | 90 | 3.0 | #172 SDSS Clus | 2 | |
| 0060.4dlxffast141 | 420 | 08:07 | 21:39:23.0 | -00:02:40 | 300 | 90 | 3.0 | #172 SDSS Clus | 2 | |
| 0061.COMP | 12 | 08:15 | 21:39:23.0 | -00:02:40 | 300 | 90 | 3.0 | #172 SDSS Clus | 2 | |
| 0062.cirrfastf034 | 1020 | 08:17 | 01:36:40.7 | -10:35:17 | 300 | 90 | 3.0 | #172 SDSS Clus | 2 | |
| 0063.COMP | 12 | 08:35 | 01:36:40.7 | -10:35:17 | 300 | 90 | 3.0 | #172 SDSS Clus | 2 | |
| 0064.cirrfastf035 | 360 | 08:36 | 01:36:53.2 | -10:32:35 | 300 | 90 | 3.0 | #172 SDSS Clus | 2 | |
| 0065.COMP | 12 | 08:43 | 01:36:53.2 | -10:32:35 | 300 | 90 | 3.0 | #172 SDSS Clus | 2 | |
| 0066.cirrfastf036 | 300 | 08:47 | 01:37:21.7 | -08:22:13 | 300 | 90 | 3.0 | #172 SDSS Clus | 2 | |
| 0067.COMP | 12 | 08:53 | 01:37:21.7 | -08:22:13 | 300 | 90 | 3.0 | #172 SDSS Clus | 2 | |
| 0068.cirrfastf037 | 270 | 08:54 | 01:39:35.9 | -09:32:07 | 300 | 90 | 3.0 | #172 SDSS Clus | 2 | |
| 0069.COMP | 12 | 08:59 | 01:39:35.9 | -09:32:07 | 300 | 90 | 3.0 | #172 SDSS Clus | 2 | |
| 0070.fmfs001 | 210 | 09:03 | 00:41:43.0 | -09:26:22 | 300 | 90 | 3.0 | #171 Local Uni | 2 | |
| 0071.COMP | 12 | 09:07 | 00:41:43.0 | -09:26:22 | 300 | 90 | 3.0 | #171 Local Uni | 2 | |
| 0072.fmfs002 | 240 | 09:09 | 00:53:59.0 | -01:27:10 | 300 | 90 | 3.0 | #171 Local Uni | 2 | |
| 0073.COMP | 12 | 09:13 | 00:53:59.0 | -01:27:10 | 300 | 90 | 3.0 | #171 Local Uni | 2 | |
| 0074.fmfs003 | 210 | 09:15 | 00:55:46.4 | -01:51:08 | 300 | 90 | 3.0 | #171 Local Uni | 2 | need more cnts. |
| 0075.COMP | 12 | 09:19 | 00:55:46.4 | -01:51:08 | 300 | 90 | 3.0 | #171 Local Uni | 2 | |
| 0076.fmfs003 | 300 | 09:20 | 00:55:46.4 | -01:51:08 | 300 | 90 | 3.0 | #171 Local Uni | 2 | |
| 0077.COMP | 12 | 09:25 | 00:55:46.4 | -01:51:08 | 300 | 90 | 3.0 | #171 Local Uni | 2 | |

UT Date 2007-09-08 Observers M CalkinsColl. Focus 1300 Grating/Grism 300

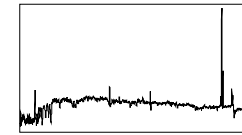
| File | Exp Time | UT Start | RA | Dec | Gr. | P.A. | Slit | Program | Bin | Comments |
|--------------|----------|----------|------------|-----------|-----|------|------|----------------|-----|-----------------|
| 0078.fmfs004 | 150 | 09:26 | 00:56:03.4 | -00:49:41 | 300 | 90 | 3.0 | #171 Local Uni | 2 | |
| 0079.COMP | 12 | 09:30 | 00:56:03.4 | -00:49:41 | 300 | 90 | 3.0 | #171 Local Uni | 2 | |
| 0080.fmfs005 | 660 | 09:31 | 00:56:12.7 | -00:35:48 | 300 | 90 | 3.0 | #171 Local Uni | 2 | |
| 0081.COMP | 12 | 09:42 | 00:56:12.7 | -00:35:48 | 300 | 90 | 3.0 | #171 Local Uni | 2 | |
| 0082.fmfs006 | 100 | 09:43 | 00:56:21.0 | -01:10:36 | 300 | 90 | 3.0 | #171 Local Uni | 2 | need more cnts. |
| 0083.COMP | 12 | 09:45 | 00:56:21.0 | -01:10:36 | 300 | 90 | 3.0 | #171 Local Uni | 2 | |
| 0084.fmfs006 | 180 | 09:46 | 00:56:21.0 | -01:10:36 | 300 | 90 | 3.0 | #171 Local Uni | 2 | |
| 0085.COMP | 12 | 09:50 | 00:56:21.0 | -01:10:36 | 300 | 90 | 3.0 | #171 Local Uni | 2 | |
| 0086.fmfs007 | 120 | 09:51 | 00:56:23.5 | -00:59:13 | 300 | 90 | 3.0 | #171 Local Uni | 2 | |
| 0087.COMP | 12 | 09:53 | 00:56:23.5 | -00:59:13 | 300 | 90 | 3.0 | #171 Local Uni | 2 | |
| 0088.fmfs008 | 420 | 09:55 | 00:56:29.2 | -01:13:32 | 300 | 90 | 3.0 | #171 Local Uni | 2 | |
| 0089.COMP | 12 | 10:02 | 00:56:29.2 | -01:13:32 | 300 | 90 | 3.0 | #171 Local Uni | 2 | |
| 0090.fmfs009 | 180 | 10:05 | 00:56:30.7 | -01:10:22 | 300 | 90 | 3.0 | #171 Local Uni | 2 | |
| 0091.COMP | 12 | 10:08 | 00:56:30.7 | -01:10:22 | 300 | 90 | 3.0 | #171 Local Uni | 2 | |
| 0092.fmfs010 | 420 | 10:09 | 00:57:00.3 | -00:49:31 | 300 | 90 | 3.0 | #171 Local Uni | 2 | |
| 0093.COMP | 12 | 10:17 | 00:57:00.3 | -00:49:31 | 300 | 90 | 3.0 | #171 Local Uni | 2 | |
| 0094.fmfs011 | 600 | 10:18 | 01:06:49.5 | -15:13:54 | 300 | 90 | 3.0 | #171 Local Uni | 2 | |
| 0095.COMP | 12 | 10:29 | 01:06:49.5 | -15:13:54 | 300 | 90 | 3.0 | #171 Local Uni | 2 | |
| 0096.fmfs012 | 1020 | 10:31 | 01:06:49.9 | -15:37:25 | 300 | 60 | 3.0 | #171 Local Uni | 2 | |
| 0097.COMP | 12 | 10:49 | 01:06:49.9 | -15:37:25 | 300 | 60 | 3.0 | #171 Local Uni | 2 | |

UT Date 2007-09-08 Observers M CalkinsColl. Focus 1300 Grating/Grism 300

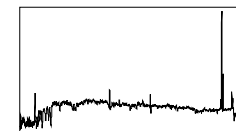
| <i>File</i> | <i>Exp Time</i> | <i>UT Start</i> | <i>RA</i> | <i>Dec</i> | <i>Gr.</i> | <i>P.A.</i> | <i>Slit</i> | <i>Program</i> | <i>Bin</i> | <i>Comments</i> |
|-----------------|-----------------|-----------------|------------|------------|------------|-------------|-------------|----------------|------------|-----------------|
| 0098.fmfs013 | 780 | 10:50 | 01:07:00.7 | -15:40:43 | 300 | 90 | 3.0 | #171 Local Uni | 2 | |
| 0099.COMP | 12 | 11:03 | 01:07:00.7 | -15:40:43 | 300 | 90 | 3.0 | #171 Local Uni | 2 | |
| 0100.fmfs014 | 1500 | 11:05 | 01:07:16.5 | -15:44:58 | 300 | 90 | 3.0 | #171 Local Uni | 2 | |
| 0101.COMP | 12 | 11:31 | 01:07:16.5 | -15:44:58 | 300 | 90 | 3.0 | #171 Local Uni | 2 | |
| 0102.sn2007gr | 900 | 11:34 | 02:43:28.0 | +37:20:45 | 300 | 110 | 3.0 | #2 SN Observat | 2 | |
| 0103.COMP | 12 | 11:50 | 02:43:28.0 | +37:20:45 | 300 | 110 | 3.0 | #2 SN Observat | 2 | |
| 0104.IPHAS_B360 | 780 | 11:57 | 03:50:30.8 | +54:01:20 | 300 | 90 | 3.0 | #157 IPHAS | 2 | |
| 0105.COMP | 12 | 12:10 | 03:50:30.8 | +54:01:20 | 300 | 90 | 3.0 | #157 IPHAS | 2 | |
| 0106.NGC1700 | 120 | 12:14 | 04:56:58.1 | -04:52:23 | 300 | 90 | 3.0 | #57 Velocity S | 2 | |
| 0107.COMP | 12 | 12:16 | 04:56:58.1 | -04:52:23 | 300 | 90 | 3.0 | #57 Velocity S | 2 | |
| 0108-0117.BIAS | 0 | 12:21 | 04:56:58.1 | -04:52:23 | 300 | 90 | 3.0 | #56 Spectropho | 2 | |
| 0118-0137.FLAT | 25 | 12:38 | 04:56:58.1 | -04:52:23 | 300 | 90 | 3.0 | #56 Spectropho | 2 | |
| 0138-0147.DARK | 900 | 14:58 | 04:56:58.1 | -04:52:23 | 300 | 90 | 3.0 | #56 Spectropho | 2 | |

UT Date 2007-09-09 Observers M CalkinsColl. Focus 1300 Grating/Grism 300

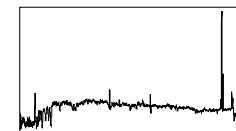
| File | Exp Time | UT Start | RA | Dec | Gr. | P.A. | Slit | Program | Bin | Comments |
|--------------------|----------|----------|------------|-----------|-----|------|------|----------------|-----|----------------|
| 0001-0010.DARK | 900 | 01:10 | 04:56:58.1 | -04:52:23 | 300 | 90 | 3.0 | #56 Spectropho | 2 | |
| 0011-0020.BIAS | 0 | 01:38 | 04:56:58.1 | -04:52:23 | 300 | 90 | 3.0 | #56 Spectropho | 2 | |
| 0021-0040.FLAT | 25 | 02:10 | 04:56:58.1 | -04:52:23 | 300 | 90 | 3.0 | #56 Spectropho | 2 | |
| 0041.N5548 | 180 | 02:36 | 14:17:59.6 | +25:08:12 | 300 | 90 | 3.0 | #6 AGN Monitor | 2 | through clouds |
| 0042.N5548 | 180 | 02:39 | 14:17:59.6 | +25:08:12 | 300 | 90 | 3.0 | #6 AGN Monitor | 2 | |
| 0043.COMP | 12 | 02:43 | 14:17:59.6 | +25:08:12 | 300 | 90 | 3.0 | #6 AGN Monitor | 2 | |
| 0044.3C390.3 | 300 | 02:45 | 18:42:09.0 | +79:46:17 | 300 | 90 | 3.0 | #6 AGN Monitor | 2 | |
| 0045.3C390.3 | 300 | 02:50 | 18:42:09.0 | +79:46:17 | 300 | 90 | 3.0 | #6 AGN Monitor | 2 | |
| 0046.COMP | 12 | 02:56 | 18:42:09.0 | +79:46:17 | 300 | 90 | 3.0 | #6 AGN Monitor | 2 | |
| 0047.sc45_423300 | 660 | 03:00 | 18:03:40.9 | -29:57:23 | 300 | 90 | 3.0 | #152 ChaMPlane | 2 | row=87 |
| 0048.COMP | 12 | 03:12 | 18:03:40.9 | -29:57:23 | 300 | 90 | 3.0 | #152 ChaMPlane | 2 | |
| 0049.55_138348 | 1200 | 03:22 | 18:10:49.5 | -19:01:36 | 300 | 90 | 3.0 | #152 ChaMPlane | 2 | |
| 0050.COMP | 12 | 03:42 | 18:10:49.5 | -19:01:36 | 300 | 90 | 3.0 | #152 ChaMPlane | 2 | |
| 0051.55_187056 | 600 | 03:52 | 18:11:08.1 | -19:23:27 | 300 | 90 | 3.0 | #152 ChaMPlane | 2 | row=87 |
| 0052.COMP | 12 | 04:03 | 18:11:08.1 | -19:23:27 | 300 | 90 | 3.0 | #152 ChaMPlane | 2 | |
| 0053.XS00781B6_005 | 240 | 04:06 | 18:11:13.6 | -19:33:41 | 300 | 90 | 3.0 | #152 ChaMPlane | 2 | |
| 0054.COMP | 12 | 04:11 | 18:11:13.6 | -19:33:41 | 300 | 90 | 3.0 | #152 ChaMPlane | 2 | |
| 0055.55_205209 | 420 | 04:12 | 18:11:14.3 | -19:27:05 | 300 | 90 | 3.0 | #152 ChaMPlane | 2 | row=87 |
| 0056.COMP | 12 | 04:19 | 18:11:14.3 | -19:27:05 | 300 | 90 | 3.0 | #152 ChaMPlane | 2 | |
| 0057.55_211216 | 300 | 04:21 | 18:11:16.1 | -19:26:20 | 300 | 100 | 3.0 | #152 ChaMPlane | 2 | |

UT Date 2007-09-09 Observers M CalkinsColl. Focus 1300 Grating/Grism 300

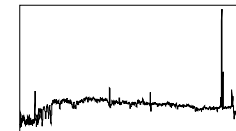
| File | Exp Time | UT Start | RA | Dec | Gr. | P.A. | Slit | Program | Bin | Comments |
|-----------------|----------|----------|------------|-----------|-----|------|------|----------------|-----|--------------------------|
| 0058.COMP | 12 | 04:27 | 18:11:16.1 | -19:26:20 | 300 | 100 | 3.0 | #152 ChaMPlane | 2 | |
| 0059.55_211271 | 540 | 04:31 | 18:11:16.3 | -19:29:32 | 300 | 90 | 3.0 | #152 ChaMPlane | 2 | row=85 |
| 0060.COMP | 12 | 04:40 | 18:11:16.3 | -19:29:32 | 300 | 90 | 3.0 | #152 ChaMPlane | 2 | |
| 0061.55_237416 | 660 | 04:45 | 18:11:23.4 | -19:16:14 | 300 | 110 | 3.0 | #152 ChaMPlane | 2 | row=85 |
| 0062.COMP | 12 | 04:57 | 18:11:23.4 | -19:16:14 | 300 | 110 | 3.0 | #152 ChaMPlane | 2 | |
| 0063.55_238312 | 1200 | 05:16 | 18:11:23.6 | -19:16:13 | 300 | 90 | 3.0 | #152 ChaMPlane | 2 | |
| 0064.COMP | 12 | 05:37 | 18:11:23.6 | -19:16:13 | 300 | 90 | 3.0 | #152 ChaMPlane | 2 | |
| 0065.IPHAS_B646 | 900 | 05:40 | 18:56:36.4 | -03:07:04 | 300 | 20 | 3.0 | #157 IPHAS | 2 | row=90 |
| 0066.COMP | 12 | 05:56 | 18:56:36.4 | -03:07:04 | 300 | 20 | 3.0 | #157 IPHAS | 2 | |
| 0067.IPHAS_B647 | 600 | 05:58 | 18:56:33.0 | -04:03:42 | 300 | 90 | 3.0 | #157 IPHAS | 2 | |
| 0068.COMP | 12 | 06:09 | 18:56:33.0 | -04:03:42 | 300 | 90 | 3.0 | #157 IPHAS | 2 | |
| 0069.IPHAS_B649 | 1200 | 06:12 | 18:56:35.4 | -03:10:09 | 300 | 90 | 3.0 | #157 IPHAS | 2 | row=86 |
| 0070.COMP | 12 | 06:33 | 18:56:35.4 | -03:10:09 | 300 | 90 | 3.0 | #157 IPHAS | 2 | |
| 0071.BDp284211 | 120 | 06:38 | 21:51:11.1 | +28:51:53 | 300 | 66 | 3.0 | #56 Spectropho | 2 | more clouds moving in... |
| 0072.COMP | 12 | 06:40 | 21:51:11.1 | +28:51:53 | 300 | 66 | 3.0 | #56 Spectropho | 2 | |
| 0073.BDp174708 | 30 | 06:43 | 22:11:31.5 | +18:05:34 | 300 | 16 | 3.0 | #56 Spectropho | 2 | |
| 0074.COMP | 12 | 06:44 | 22:11:31.5 | +18:05:34 | 300 | 16 | 3.0 | #56 Spectropho | 2 | |
| 0075.sn2007fs | 1800 | 07:30 | 22:01:40.4 | -21:30:30 | 300 | 20 | 3.0 | #2 SN Observat | 2 | |
| 0076.COMP | 12 | 08:00 | 22:01:40.4 | -21:30:30 | 300 | 20 | 3.0 | #2 SN Observat | 2 | |
| 0077.sn2007hj | 1200 | 08:03 | 23:01:47.9 | +15:35:11 | 300 | 33 | 3.0 | #2 SN Observat | 2 | |

UT Date 2007-09-09 Observers M CalkinsColl. Focus 1300 Grating/Grism 300

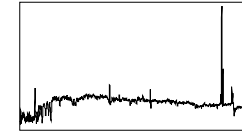
| <i>File</i> | <i>Exp Time</i> | <i>UT Start</i> | <i>RA</i> | <i>Dec</i> | <i>Gr.</i> | <i>P.A.</i> | <i>Slit</i> | <i>Program</i> | <i>Bin</i> | <i>Comments</i> |
|--------------|-----------------|-----------------|------------|------------|------------|-------------|-------------|----------------|------------|-----------------|
| 0078.COMP | 12 | 08:24 | 23:01:47.9 | +15:35:11 | 300 | 33 | 3.0 | #2 SN Observat | 2 | |
| 0079.M31 | 60 | 08:26 | 00:42:44.0 | +41:16:09 | 300 | 90 | 3.0 | #57 Velocity S | 2 | |
| 0080.COMP | 12 | 08:28 | 00:42:44.0 | +41:16:09 | 300 | 90 | 3.0 | #57 Velocity S | 2 | |
| 0081.fmfs015 | 540 | 08:30 | 01:07:29.5 | -15:09:35 | 300 | 90 | 3.0 | #171 Local Uni | 2 | |
| 0082.COMP | 12 | 08:39 | 01:07:29.5 | -15:09:35 | 300 | 90 | 3.0 | #171 Local Uni | 2 | |
| 0083.fmfs016 | 720 | 08:41 | 01:07:31.2 | -15:08:21 | 300 | 90 | 3.0 | #171 Local Uni | 2 | |
| 0084.COMP | 12 | 08:54 | 01:07:31.2 | -15:08:21 | 300 | 90 | 3.0 | #171 Local Uni | 2 | |
| 0085.fmfs017 | 900 | 08:55 | 01:07:37.4 | -15:00:06 | 300 | 90 | 3.0 | #171 Local Uni | 2 | |
| 0086.COMP | 12 | 09:10 | 01:07:37.4 | -15:00:06 | 300 | 90 | 3.0 | #171 Local Uni | 2 | |
| 0087.fmfs018 | 540 | 09:12 | 01:08:05.4 | -15:55:16 | 300 | 70 | 3.0 | #171 Local Uni | 2 | |
| 0088.COMP | 12 | 09:21 | 01:08:05.4 | -15:55:16 | 300 | 70 | 3.0 | #171 Local Uni | 2 | |
| 0089.fmfs019 | 600 | 09:23 | 01:08:18.5 | -15:28:55 | 300 | 90 | 3.0 | #171 Local Uni | 2 | |
| 0090.COMP | 12 | 09:33 | 01:08:18.5 | -15:28:55 | 300 | 90 | 3.0 | #171 Local Uni | 2 | |
| 0091.fmfs020 | 510 | 09:34 | 01:08:20.5 | -15:27:59 | 300 | 90 | 3.0 | #171 Local Uni | 2 | |
| 0092.COMP | 12 | 09:43 | 01:08:20.5 | -15:27:59 | 300 | 90 | 3.0 | #171 Local Uni | 2 | |
| 0093.fmfs021 | 450 | 09:45 | 01:08:36.2 | -15:38:48 | 300 | 90 | 3.0 | #171 Local Uni | 2 | |
| 0094.COMP | 12 | 09:53 | 01:08:36.2 | -15:38:48 | 300 | 90 | 3.0 | #171 Local Uni | 2 | |
| 0095.fmfs022 | 1140 | 09:54 | 01:08:41.9 | -15:32:18 | 300 | 90 | 3.0 | #171 Local Uni | 2 | |
| 0096.COMP | 12 | 10:13 | 01:08:41.9 | -15:32:18 | 300 | 90 | 3.0 | #171 Local Uni | 2 | |
| 0097.fmfs023 | 1220 | 10:15 | 01:08:52.3 | -15:21:01 | 300 | 90 | 3.0 | #171 Local Uni | 2 | |

UT Date 2007-09-09 Observers M CalkinsColl. Focus 1300 Grating/Grism 300

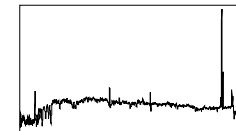
| <i>File</i> | <i>Exp Time</i> | <i>UT Start</i> | <i>RA</i> | <i>Dec</i> | <i>Gr.</i> | <i>P.A.</i> | <i>Slit</i> | <i>Program</i> | <i>Bin</i> | <i>Comments</i> |
|-----------------------|-----------------|-----------------|------------|------------|------------|-------------|-------------|----------------|------------|-----------------|
| 0098.COMP | 12 | 10:36 | 01:08:52.3 | -15:21:01 | 300 | 90 | 3.0 | #171 Local Uni | 2 | |
| 0099.fmfs024 | 1080 | 10:41 | 01:09:03.4 | -15:42:00 | 300 | 90 | 3.0 | #171 Local Uni | 2 | |
| 0100.COMP | 12 | 10:59 | 01:09:03.4 | -15:42:00 | 300 | 90 | 3.0 | #171 Local Uni | 2 | |
| 0101.sn2007gr | 900 | 11:03 | 02:43:28.0 | +37:20:45 | 300 | -14 | 3.0 | #2 SN Observat | 2 | |
| 0102.COMP | 12 | 11:19 | 02:43:28.0 | +37:20:45 | 300 | -14 | 3.0 | #2 SN Observat | 2 | |
| 0103.03474284+3259027 | 1800 | 11:26 | 03:47:42.8 | +32:59:03 | 300 | 90 | 3.0 | #141 Mapping t | 2 | |
| 0104.COMP | 12 | 11:57 | 03:47:42.8 | +32:59:03 | 300 | 90 | 3.0 | #141 Mapping t | 2 | |
| 0105-0114.BIAS | 0 | 12:31 | 04:20:30.7 | +58:36:49 | 300 | 90 | 3.0 | #171 Local Uni | 2 | |
| 0115-0134.FLAT | 25 | 12:44 | 04:20:30.7 | +58:36:49 | 300 | 90 | 3.0 | #171 Local Uni | 2 | |
| 0135-0144.DARK | 900 | 15:06 | 04:20:30.7 | +58:36:49 | 300 | 90 | 3.0 | #171 Local Uni | 2 | |

UT Date 2007-09-10 Observers M CalkinsColl. Focus 1300 Grating/Grism 300

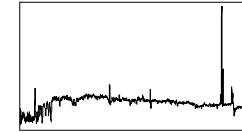
| File | Exp Time | UT Start | RA | Dec | Gr. | P.A. | Slit | Program | Bin | Comments |
|-----------------|----------|----------|------------|-----------|-----|------|------|----------------|-----|----------|
| 0001-0005.DARK | 900 | 00:36 | 04:20:30.7 | +58:36:49 | 300 | 90 | 3.0 | #171 Local Uni | 2 | |
| 0006-0015.BIAS | 0 | 01:22 | 04:20:30.7 | +58:36:49 | 300 | 90 | 3.0 | #171 Local Uni | 2 | |
| 0016-0035.FLAT | 25 | 01:38 | 04:20:30.7 | +58:36:49 | 300 | 90 | 3.0 | #171 Local Uni | 2 | |
| 0036.55_245105 | 420 | 03:27 | 18:11:25.9 | -19:21:20 | 300 | 90 | 3.0 | #152 ChaMPlane | 2 | |
| 0037.COMP | 12 | 03:35 | 18:11:25.9 | -19:21:20 | 300 | 90 | 3.0 | #152 ChaMPlane | 2 | |
| 0038.55_292069 | 600 | 03:37 | 18:11:40.7 | -19:21:57 | 300 | 50 | 3.0 | #152 ChaMPlane | 2 | row=88 |
| 0039.COMP | 12 | 03:48 | 18:11:40.7 | -19:21:57 | 300 | 50 | 3.0 | #152 ChaMPlane | 2 | |
| 0040.55_292891 | 420 | 03:52 | 18:11:41.0 | -19:21:57 | 300 | 90 | 3.0 | #152 ChaMPlane | 2 | row=88 |
| 0041.COMP | 12 | 04:00 | 18:11:41.0 | -19:21:57 | 300 | 90 | 3.0 | #152 ChaMPlane | 2 | |
| 0042.IPHAS_B650 | 600 | 04:18 | 18:56:33.3 | -03:05:15 | 300 | 90 | 3.0 | #157 IPHAS | 2 | |
| 0043.COMP | 12 | 04:29 | 18:56:33.3 | -03:05:15 | 300 | 90 | 3.0 | #157 IPHAS | 2 | |
| 0044.IPHAS_B651 | 660 | 04:32 | 18:56:31.9 | +00:07:51 | 300 | 90 | 3.0 | #157 IPHAS | 2 | |
| 0045.COMP | 12 | 04:44 | 18:56:31.9 | +00:07:51 | 300 | 90 | 3.0 | #157 IPHAS | 2 | |
| 0046.IPHAS_B655 | 1200 | 04:51 | 18:56:39.0 | -02:02:34 | 300 | 90 | 3.0 | #157 IPHAS | 2 | row=88 |
| 0047.COMP | 12 | 05:12 | 18:56:39.0 | -02:02:34 | 300 | 90 | 3.0 | #157 IPHAS | 2 | |
| 0048.IPHAS_B657 | 900 | 05:13 | 18:57:47.2 | -03:15:03 | 300 | 80 | 3.0 | #157 IPHAS | 2 | row=84 |
| 0049.COMP | 12 | 05:29 | 18:57:47.2 | -03:15:03 | 300 | 80 | 3.0 | #157 IPHAS | 2 | |
| 0050.IPHAS_B658 | 900 | 05:31 | 18:57:25.7 | -03:31:06 | 300 | 90 | 3.0 | #157 IPHAS | 2 | row=84 |
| 0051.COMP | 12 | 05:47 | 18:57:25.7 | -03:31:06 | 300 | 90 | 3.0 | #157 IPHAS | 2 | |
| 0052.IPHAS_B659 | 600 | 05:49 | 18:57:29.3 | -03:30:52 | 300 | 90 | 3.0 | #157 IPHAS | 2 | row=86 |

UT Date 2007-09-10 Observers M CalkinsColl. Focus 1300 Grating/Grism 300

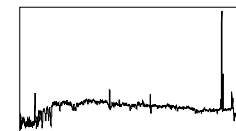
| File | Exp Time | UT Start | RA | Dec | Gr. | P.A. | Slit | Program | Bin | Comments |
|-----------------|----------|----------|------------|-----------|-----|------|------|----------------|-----|----------|
| 0053.COMP | 12 | 05:59 | 18:57:29.3 | -03:30:52 | 300 | 90 | 3.0 | #157 IPHAS | 2 | |
| 0054.IPHAS_B660 | 1200 | 06:02 | 18:57:06.2 | -01:09:11 | 300 | 90 | 3.0 | #157 IPHAS | 2 | row=86 |
| 0055.COMP | 12 | 06:23 | 18:57:06.2 | -01:09:11 | 300 | 90 | 3.0 | #157 IPHAS | 2 | |
| 0056.BDp284211 | 70 | 06:25 | 21:51:11.1 | +28:51:53 | 300 | 62 | 3.0 | #56 Spectropho | 2 | |
| 0057.COMP | 12 | 06:27 | 21:51:11.1 | +28:51:53 | 300 | 62 | 3.0 | #56 Spectropho | 2 | |
| 0058.BDp284211 | 50 | 06:28 | 21:51:11.1 | +28:51:53 | 300 | 62 | 3.0 | #56 Spectropho | 2 | |
| 0059.COMP | 12 | 06:29 | 21:51:11.1 | +28:51:53 | 300 | 62 | 3.0 | #56 Spectropho | 2 | |
| 0060.BDp174708 | 24 | 06:31 | 22:11:31.5 | +18:05:34 | 300 | 9 | 3.0 | #56 Spectropho | 2 | |
| 0061.BDp174708 | 24 | 06:32 | 22:11:31.5 | +18:05:34 | 300 | 9 | 3.0 | #56 Spectropho | 2 | |
| 0062.BDp174708 | 24 | 06:32 | 22:11:31.5 | +18:05:34 | 300 | 9 | 3.0 | #56 Spectropho | 2 | |
| 0063.COMP | 12 | 06:33 | 22:11:31.5 | +18:05:34 | 300 | 9 | 3.0 | #56 Spectropho | 2 | |
| 0064.57_086590 | 60 | 06:40 | 23:00:33.4 | +58:52:47 | 300 | 90 | 3.0 | #152 ChaMPlane | 2 | |
| 0065.COMP | 12 | 06:41 | 23:00:33.4 | +58:52:47 | 300 | 90 | 3.0 | #152 ChaMPlane | 2 | |
| 0066.57_073905 | 60 | 06:45 | 23:01:11.3 | +58:47:47 | 300 | 90 | 3.0 | #152 ChaMPlane | 2 | |
| 0067.COMP | 12 | 06:47 | 23:01:11.3 | +58:47:47 | 300 | 90 | 3.0 | #152 ChaMPlane | 2 | |
| 0068.57_069669 | 300 | 06:50 | 23:01:23.0 | +59:02:57 | 300 | 60 | 3.0 | #152 ChaMPlane | 2 | |
| 0069.COMP | 12 | 06:55 | 23:01:23.0 | +59:02:57 | 300 | 60 | 3.0 | #152 ChaMPlane | 2 | |
| 0070.57_061289 | 30 | 06:59 | 23:01:46.7 | +59:02:35 | 300 | 90 | 3.0 | #152 ChaMPlane | 2 | |
| 0071.COMP | 12 | 07:00 | 23:01:46.7 | +59:02:35 | 300 | 90 | 3.0 | #152 ChaMPlane | 2 | |
| 0072.57_060466 | 240 | 07:01 | 23:01:49.0 | +59:01:08 | 300 | 90 | 3.0 | #152 ChaMPlane | 2 | |

UT Date 2007-09-10 Observers M CalkinsColl. Focus 1300 Grating/Grism 300

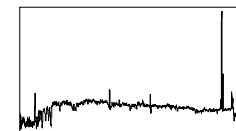
| File | Exp Time | UT Start | RA | Dec | Gr. | P.A. | Slit | Program | Bin | Comments |
|-----------------------|----------|----------|------------|-----------|-----|------|------|----------------|-----|----------|
| 0073.COMP | 12 | 07:10 | 23:01:49.0 | +59:01:08 | 300 | 90 | 3.0 | #152 ChaMPlane | 2 | |
| 0074.57_060198 | 60 | 07:11 | 23:01:49.8 | +58:58:01 | 300 | 90 | 3.0 | #152 ChaMPlane | 2 | |
| 0075.COMP | 12 | 07:12 | 23:01:49.8 | +58:58:01 | 300 | 90 | 3.0 | #152 ChaMPlane | 2 | |
| 0076.57_058079 | 90 | 07:17 | 23:01:56.0 | +59:02:20 | 300 | 90 | 3.0 | #152 ChaMPlane | 2 | |
| 0077.COMP | 12 | 07:23 | 23:01:56.0 | +59:02:20 | 300 | 90 | 3.0 | #152 ChaMPlane | 2 | |
| 0078.57_055514 | 60 | 07:24 | 23:02:03.6 | +58:52:30 | 300 | 90 | 3.0 | #152 ChaMPlane | 2 | row=87 |
| 0079.COMP | 12 | 07:25 | 23:02:03.6 | +58:52:30 | 300 | 90 | 3.0 | #152 ChaMPlane | 2 | |
| 0080.57_051669 | 360 | 07:27 | 23:02:14.4 | +58:59:13 | 300 | 90 | 3.0 | #152 ChaMPlane | 2 | row=86 |
| 0081.COMP | 12 | 07:34 | 23:02:14.4 | +58:59:13 | 300 | 90 | 3.0 | #152 ChaMPlane | 2 | |
| 0082.57_039660 | 30 | 07:36 | 23:02:49.5 | +59:00:57 | 300 | 90 | 3.0 | #152 ChaMPlane | 2 | |
| 0083.COMP | 12 | 07:37 | 23:02:49.5 | +59:00:57 | 300 | 90 | 3.0 | #152 ChaMPlane | 2 | |
| 0084.XS04626B1_001 | 15 | 07:38 | 23:02:51.8 | +59:02:34 | 300 | 90 | 3.0 | #152 ChaMPlane | 2 | |
| 0085.COMP | 12 | 07:38 | 23:02:51.8 | +59:02:34 | 300 | 90 | 3.0 | #152 ChaMPlane | 2 | |
| 0086.sn2007hj | 1200 | 07:42 | 23:01:47.9 | +15:35:11 | 300 | 22 | 3.0 | #2 SN Observat | 2 | |
| 0087.COMP | 12 | 08:03 | 23:01:47.9 | +15:35:11 | 300 | 22 | 3.0 | #2 SN Observat | 2 | |
| 0088.sn2007fb | 1800 | 08:07 | 23:56:52.4 | +05:30:32 | 300 | 0 | 3.0 | #2 SN Observat | 2 | |
| 0089.COMP | 12 | 08:37 | 23:56:52.4 | +05:30:32 | 300 | 0 | 3.0 | #2 SN Observat | 2 | |
| 0090.22315918+0320082 | 180 | 08:42 | 22:31:59.2 | +03:20:08 | 300 | 90 | 3.0 | #141 Mapping t | 2 | more cts |
| 0091.COMP | 12 | 08:45 | 22:31:59.2 | +03:20:08 | 300 | 90 | 3.0 | #141 Mapping t | 2 | |
| 0092.22315918+0320082 | 360 | 08:46 | 22:31:59.2 | +03:20:08 | 300 | 90 | 3.0 | #141 Mapping t | 2 | |

UT Date 2007-09-10 Observers M CalkinsColl. Focus 1300 Grating/Grism 300

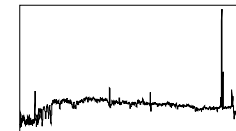
| File | Exp Time | UT Start | RA | Dec | Gr. | P.A. | Slit | Program | Bin | Comments |
|-----------------------|----------|----------|------------|-----------|-----|------|------|----------------|-----|----------|
| 0093.COMP | 12 | 08:53 | 22:31:59.2 | +03:20:08 | 300 | 90 | 3.0 | #141 Mapping t | 2 | |
| 0094.22323167+0234166 | 180 | 08:54 | 22:32:31.7 | +02:34:17 | 300 | 90 | 3.0 | #141 Mapping t | 2 | |
| 0095.COMP | 12 | 08:58 | 22:32:31.7 | +02:34:17 | 300 | 90 | 3.0 | #141 Mapping t | 2 | |
| 0096.22333265+0150572 | 300 | 08:59 | 22:33:32.6 | +01:50:57 | 300 | 90 | 3.0 | #141 Mapping t | 2 | |
| 0097.COMP | 12 | 09:05 | 22:33:32.6 | +01:50:57 | 300 | 90 | 3.0 | #141 Mapping t | 2 | |
| 0098.22342859+2415053 | 120 | 09:06 | 22:34:28.6 | +24:15:05 | 300 | 90 | 3.0 | #141 Mapping t | 2 | |
| 0099.COMP | 12 | 09:09 | 22:34:28.6 | +24:15:05 | 300 | 90 | 3.0 | #141 Mapping t | 2 | |
| 0100.22355141+2501210 | 150 | 09:10 | 22:35:51.4 | +25:01:21 | 300 | 90 | 3.0 | #141 Mapping t | 2 | |
| 0101.COMP | 12 | 09:14 | 22:35:51.4 | +25:01:21 | 300 | 90 | 3.0 | #141 Mapping t | 2 | |
| 0102.22364245+0241220 | 660 | 09:15 | 22:36:42.4 | +02:41:22 | 300 | 90 | 3.0 | #141 Mapping t | 2 | |
| 0103.COMP | 12 | 09:27 | 22:36:42.4 | +02:41:22 | 300 | 90 | 3.0 | #141 Mapping t | 2 | |
| 0104.22364417+0559270 | 420 | 09:28 | 22:36:44.2 | +05:59:27 | 300 | 90 | 3.0 | #141 Mapping t | 2 | |
| 0105.COMP | 12 | 09:36 | 22:36:44.2 | +05:59:27 | 300 | 90 | 3.0 | #141 Mapping t | 2 | |
| 0106.22383771+3519320 | 360 | 09:37 | 22:38:37.7 | +35:19:32 | 300 | 90 | 3.0 | #141 Mapping t | 2 | |
| 0107.COMP | 12 | 09:44 | 22:38:37.7 | +35:19:32 | 300 | 90 | 3.0 | #141 Mapping t | 2 | |
| 0108.22384067+0006033 | 180 | 09:46 | 22:38:40.7 | +00:06:03 | 300 | 90 | 3.0 | #141 Mapping t | 2 | |
| 0109.COMP | 12 | 09:49 | 22:38:40.7 | +00:06:03 | 300 | 90 | 3.0 | #141 Mapping t | 2 | |
| 0110.22384231+4004217 | 300 | 09:51 | 22:38:42.3 | +40:04:22 | 300 | 90 | 3.0 | #141 Mapping t | 2 | |
| 0111.COMP | 12 | 09:57 | 22:38:42.3 | +40:04:22 | 300 | 90 | 3.0 | #141 Mapping t | 2 | |
| 0112.22390435+1001229 | 180 | 09:58 | 22:39:04.3 | +10:01:23 | 300 | 90 | 3.0 | #141 Mapping t | 2 | |

UT Date 2007-09-10 Observers M CalkinsColl. Focus 1300 Grating/Grism 300

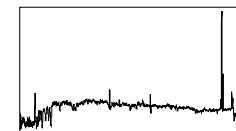
| File | Exp Time | UT Start | RA | Dec | Gr. | P.A. | Slit | Program | Bin | Comments |
|-----------------------|----------|----------|------------|-----------|-----|------|------|----------------|-----|----------|
| 0113.COMP | 12 | 10:02 | 22:39:04.3 | +10:01:23 | 300 | 90 | 3.0 | #141 Mapping t | 2 | |
| 0114.22391236+0312243 | 150 | 10:03 | 22:39:12.4 | +03:12:24 | 300 | 90 | 3.0 | #141 Mapping t | 2 | |
| 0115.COMP | 12 | 10:06 | 22:39:12.4 | +03:12:24 | 300 | 90 | 3.0 | #141 Mapping t | 2 | |
| 0116.22402474+0255546 | 210 | 10:07 | 22:40:24.7 | +02:55:55 | 300 | 90 | 3.0 | #141 Mapping t | 2 | |
| 0117.COMP | 12 | 10:11 | 22:40:24.7 | +02:55:55 | 300 | 90 | 3.0 | #141 Mapping t | 2 | |
| 0118.22415609+4052042 | 210 | 10:13 | 22:41:56.1 | +40:52:04 | 300 | 90 | 3.0 | #141 Mapping t | 2 | |
| 0119.COMP | 12 | 10:17 | 22:41:56.1 | +40:52:04 | 300 | 90 | 3.0 | #141 Mapping t | 2 | |
| 0120.sn2007gr | 900 | 10:20 | 02:43:28.0 | +37:20:45 | 300 | 52 | 3.0 | #2 SN Observat | 2 | |
| 0121.COMP | 12 | 10:35 | 02:43:28.0 | +37:20:45 | 300 | 52 | 3.0 | #2 SN Observat | 2 | |
| 0122.fmfs025 | 900 | 10:40 | 01:09:07.4 | -15:43:42 | 300 | 90 | 3.0 | #171 Local Uni | 2 | |
| 0123.COMP | 12 | 10:55 | 01:09:07.4 | -15:43:42 | 300 | 90 | 3.0 | #171 Local Uni | 2 | |
| 0124.fmfs026 | 240 | 10:56 | 01:09:15.1 | -15:26:51 | 300 | 90 | 3.0 | #171 Local Uni | 2 | |
| 0125.COMP | 12 | 11:01 | 01:09:15.1 | -15:26:51 | 300 | 90 | 3.0 | #171 Local Uni | 2 | |
| 0126.fmfs027 | 540 | 11:02 | 01:09:19.5 | -15:16:43 | 300 | 90 | 3.0 | #171 Local Uni | 2 | |
| 0127.COMP | 12 | 11:12 | 01:09:19.5 | -15:16:43 | 300 | 90 | 3.0 | #171 Local Uni | 2 | |
| 0128.fmfs028 | 600 | 11:13 | 01:09:28.0 | -15:20:54 | 300 | 90 | 3.0 | #171 Local Uni | 2 | |
| 0129.COMP | 12 | 11:24 | 01:09:28.0 | -15:20:54 | 300 | 90 | 3.0 | #171 Local Uni | 2 | |
| 0130.fmfs114 | 600 | 11:28 | 03:38:09.8 | -03:05:16 | 300 | 90 | 3.0 | #171 Local Uni | 2 | |
| 0131.COMP | 12 | 11:38 | 03:38:09.8 | -03:05:16 | 300 | 90 | 3.0 | #171 Local Uni | 2 | |
| 0132.fmfs115 | 480 | 11:39 | 03:38:38.6 | -02:38:59 | 300 | 90 | 3.0 | #171 Local Uni | 2 | |

UT Date 2007-09-10 Observers M CalkinsColl. Focus 1300 Grating/Grism 300

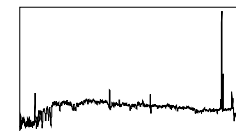
| <i>File</i> | <i>Exp Time</i> | <i>UT Start</i> | <i>RA</i> | <i>Dec</i> | <i>Gr.</i> | <i>P.A.</i> | <i>Slit</i> | <i>Program</i> | <i>Bin</i> | <i>Comments</i> |
|--------------|-----------------|-----------------|------------|------------|------------|-------------|-------------|----------------|------------|-----------------|
| 0133.COMP | 12 | 11:47 | 03:38:38.6 | -02:38:59 | 300 | 90 | 3.0 | #171 Local Uni | 2 | |
| 0134.fmfs116 | 300 | 11:49 | 03:38:47.1 | -02:39:45 | 300 | 90 | 3.0 | #171 Local Uni | 2 | |
| 0135.COMP | 12 | 11:54 | 03:38:47.1 | -02:39:45 | 300 | 90 | 3.0 | #171 Local Uni | 2 | |
| 0136.fmfs117 | 150 | 11:55 | 03:39:00.1 | -02:20:40 | 300 | 90 | 3.0 | #171 Local Uni | 2 | |
| 0137.COMP | 12 | 11:59 | 03:39:00.1 | -02:20:40 | 300 | 90 | 3.0 | #171 Local Uni | 2 | |
| 0138.fmfs118 | 130 | 11:59 | 03:39:03.0 | -02:54:59 | 300 | 90 | 3.0 | #171 Local Uni | 2 | |
| 0139.COMP | 12 | 12:02 | 03:39:03.0 | -02:54:59 | 300 | 90 | 3.0 | #171 Local Uni | 2 | |
| 0140.fmfs119 | 540 | 12:03 | 03:39:04.1 | -03:14:55 | 300 | 90 | 3.0 | #171 Local Uni | 2 | |
| 0141.COMP | 12 | 12:12 | 03:39:04.1 | -03:14:55 | 300 | 90 | 3.0 | #171 Local Uni | 2 | |
| 0142.HD19445 | 10 | 12:16 | 03:08:26.3 | +26:20:29 | 300 | 90 | 3.0 | #56 Spectropho | 2 | |
| 0143.HD19445 | 10 | 12:16 | 03:08:26.3 | +26:20:29 | 300 | 90 | 3.0 | #56 Spectropho | 2 | |
| 0144.HD19445 | 10 | 12:17 | 03:08:26.3 | +26:20:29 | 300 | 90 | 3.0 | #56 Spectropho | 2 | |
| 0145.COMP | 12 | 12:17 | 03:08:26.3 | +26:20:29 | 300 | 90 | 3.0 | #56 Spectropho | 2 | |
| 0146.HD19445 | 5 | 12:18 | 03:08:26.3 | +26:20:29 | 300 | 90 | 3.0 | #56 Spectropho | 2 | |
| 0147.HD19445 | 5 | 12:18 | 03:08:26.3 | +26:20:29 | 300 | 90 | 3.0 | #56 Spectropho | 2 | |
| 0148.HD19445 | 5 | 12:18 | 03:08:26.3 | +26:20:29 | 300 | 90 | 3.0 | #56 Spectropho | 2 | |
| 0149.COMP | 12 | 12:19 | 03:08:26.3 | +26:20:29 | 300 | 90 | 3.0 | #56 Spectropho | 2 | |
| 0150.HD12623 | 4 | 12:22 | 02:02:19.0 | +62:56:04 | 300 | 90 | 3.0 | #57 Velocity S | 2 | |
| 0151.HD12623 | 4 | 12:22 | 02:02:19.0 | +62:56:04 | 300 | 90 | 3.0 | #57 Velocity S | 2 | |
| 0152.HD12623 | 4 | 12:23 | 02:02:19.0 | +62:56:04 | 300 | 90 | 3.0 | #57 Velocity S | 2 | |

UT Date 2007-09-10 Observers M CalkinsColl. Focus 1300 Grating/Grism 300

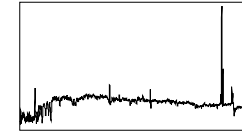
| <i>File</i> | <i>Exp Time</i> | <i>UT Start</i> | <i>RA</i> | <i>Dec</i> | <i>Gr.</i> | <i>P.A.</i> | <i>Slit</i> | <i>Program</i> | <i>Bin</i> | <i>Comments</i> |
|----------------|-----------------|-----------------|------------|------------|------------|-------------|-------------|----------------|------------|-----------------|
| 0153.COMP | 12 | 12:23 | 02:02:19.0 | +62:56:04 | 300 | 90 | 3.0 | #57 Velocity S | 2 | |
| 0154-0163.BIAS | 0 | 12:32 | 02:02:19.0 | +62:56:04 | 300 | 90 | 3.0 | #152 ChaMPlane | 2 | |
| 0164-0183.FLAT | 25 | 12:50 | 02:02:19.0 | +62:56:04 | 300 | 90 | 3.0 | #152 ChaMPlane | 2 | |
| 0184-0193.DARK | 900 | 15:10 | 02:02:19.0 | +62:56:04 | 300 | 90 | 3.0 | #152 ChaMPlane | 2 | |

UT Date 2007-09-11 Observers P BerlindColl. Focus 1320 Grating/Grism 300

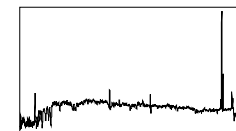
| File | Exp Time | UT Start | RA | Dec | Gr. | P.A. | Slit | Program | Bin | Comments |
|------------------|----------|----------|------------|-----------|-----|------|------|----------------|-----|----------|
| 0001-0010.BIAS | 0 | 01:34 | 17:14:14.2 | +31:30:51 | 300 | 90 | 3.0 | #152 ChaMPlane | 2 | |
| 0011-0025.FLAT | 25 | 01:43 | 17:14:14.2 | +31:30:51 | 300 | 90 | 3.0 | #152 ChaMPlane | 2 | |
| 0026-0030.sky | 3 | 01:48 | 17:42:00.0 | +32:00:00 | 300 | 90 | 3.0 | #57 Velocity S | 2 | |
| 0031.COMP | 10 | 01:49 | 17:42:00.0 | +32:00:00 | 300 | 90 | 3.0 | #57 Velocity S | 2 | |
| 0032.AGDra | 2 | 02:22 | 16:01:41.0 | +66:48:10 | 300 | 90 | 3.0 | #12 Symbiotic | 2 | |
| 0033.AGDra | 15 | 02:23 | 16:01:41.0 | +66:48:10 | 300 | 90 | 3.0 | #12 Symbiotic | 2 | |
| 0034.AGDra | 45 | 02:23 | 16:01:41.0 | +66:48:10 | 300 | 90 | 3.0 | #12 Symbiotic | 2 | |
| 0035.COMP | 10 | 02:25 | 16:01:41.0 | +66:48:10 | 300 | 90 | 3.0 | #12 Symbiotic | 2 | |
| 0036.VSgr3798 | 240 | 02:30 | 18:15:25.7 | -19:39:15 | 300 | 5 | 3.0 | #99 Other | 2 | |
| 0037.COMP | 10 | 02:34 | 18:15:25.7 | -19:39:15 | 300 | 5 | 3.0 | #99 Other | 2 | |
| 0038.IPHAS_B661W | 600 | 02:37 | 18:57:23.5 | -01:01:05 | 300 | 5 | 3.0 | #157 IPHAS | 2 | |
| 0039.IPHAS_B661E | 720 | 02:48 | 18:57:23.5 | -01:01:05 | 300 | 5 | 3.0 | #157 IPHAS | 2 | |
| 0040.COMP | 10 | 03:01 | 18:57:23.5 | -01:01:05 | 300 | 5 | 3.0 | #157 IPHAS | 2 | |
| 0041.sn2007hu | 1800 | 03:07 | 16:56:30.0 | +27:58:40 | 300 | 74 | 3.0 | #2 SN Observat | 2 | |
| 0042.COMP | 10 | 03:37 | 16:56:30.0 | +27:58:40 | 300 | 74 | 3.0 | #2 SN Observat | 2 | |
| 0043.IPHAS_B662 | 900 | 03:41 | 18:57:52.3 | +00:04:28 | 300 | 20 | 3.0 | #157 IPHAS | 2 | |
| 0044.COMP | 10 | 03:56 | 18:57:52.3 | +00:04:28 | 300 | 20 | 3.0 | #157 IPHAS | 2 | |
| 0045.IPHAS_B663 | 900 | 03:59 | 18:57:37.3 | -03:31:23 | 300 | 20 | 3.0 | #157 IPHAS | 2 | |
| 0046.COMP | 10 | 04:14 | 18:57:37.3 | -03:31:23 | 300 | 20 | 3.0 | #157 IPHAS | 2 | |
| 0047.IPHAS_B664 | 1200 | 04:16 | 18:57:39.5 | -01:52:28 | 300 | 20 | 3.0 | #157 IPHAS | 2 | |

UT Date 2007-09-11 Observers P BerlindColl. Focus 1320 Grating/Grism 300

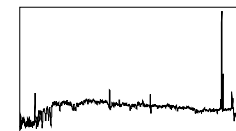
| <i>File</i> | <i>Exp Time</i> | <i>UT Start</i> | <i>RA</i> | <i>Dec</i> | <i>Gr.</i> | <i>P.A.</i> | <i>Slit</i> | <i>Program</i> | <i>Bin</i> | <i>Comments</i> |
|-----------------|-----------------|-----------------|------------|------------|------------|-------------|-------------|----------------|------------|-----------------|
| 0048.COMP | 10 | 04:36 | 18:57:39.5 | -01:52:28 | 300 | 20 | 3.0 | #157 IPHAS | 2 | |
| 0049.IPHAS_B666 | 900 | 04:38 | 18:57:33.5 | -03:15:42 | 300 | 20 | 3.0 | #157 IPHAS | 2 | |
| 0050.COMP | 10 | 04:53 | 18:57:33.5 | -03:15:42 | 300 | 20 | 3.0 | #157 IPHAS | 2 | |
| 0051.IPHAS_B667 | 1108 | 04:55 | 18:57:06.1 | -02:04:46 | 300 | 20 | 3.0 | #157 IPHAS | 2 | |
| 0052.COMP | 10 | 05:14 | 18:57:06.1 | -02:04:46 | 300 | 20 | 3.0 | #157 IPHAS | 2 | |
| 0053.fmfs461 | 720 | 05:17 | 21:00:08.9 | -12:48:38 | 300 | -1 | 3.0 | #171 Local Uni | 2 | |
| 0054.COMP | 10 | 05:29 | 21:00:08.9 | -12:48:38 | 300 | -1 | 3.0 | #171 Local Uni | 2 | |
| 0055.fmfs464 | 720 | 05:31 | 21:00:46.6 | -13:56:54 | 300 | -1 | 3.0 | #171 Local Uni | 2 | |
| 0056.COMP | 10 | 05:43 | 21:00:46.6 | -13:56:54 | 300 | -1 | 3.0 | #171 Local Uni | 2 | |
| 0057.fmfs467 | 480 | 05:45 | 21:01:10.1 | -14:13:46 | 300 | -1 | 3.0 | #171 Local Uni | 2 | |
| 0058.COMP | 10 | 05:53 | 21:01:10.1 | -14:13:46 | 300 | -1 | 3.0 | #171 Local Uni | 2 | |
| 0059.fmfs471 | 480 | 05:54 | 21:01:44.3 | -13:26:45 | 300 | -1 | 3.0 | #171 Local Uni | 2 | |
| 0060.COMP | 10 | 06:02 | 21:01:44.3 | -13:26:45 | 300 | -1 | 3.0 | #171 Local Uni | 2 | |
| 0061.fmfs472 | 300 | 06:03 | 21:01:47.8 | -13:06:53 | 300 | -1 | 3.0 | #171 Local Uni | 2 | |
| 0062.COMP | 10 | 06:09 | 21:51:11.1 | +28:51:53 | 300 | -1 | 3.0 | #171 Local Uni | 2 | |
| 0063.BDp174708 | 45 | 06:12 | 22:11:31.5 | +18:05:34 | 300 | -3 | 3.0 | #56 Spectropho | 2 | |
| 0064.BDp174708 | 45 | 06:12 | 22:11:31.5 | +18:05:34 | 300 | -3 | 3.0 | #56 Spectropho | 2 | |
| 0065.BDp174708 | 45 | 06:13 | 22:11:31.5 | +18:05:34 | 300 | -3 | 3.0 | #56 Spectropho | 2 | |
| 0066.COMP | 10 | 06:15 | 22:11:31.5 | +18:05:34 | 300 | -3 | 3.0 | #56 Spectropho | 2 | |
| 0067.BDp284211 | 90 | 06:17 | 21:51:11.1 | +28:51:53 | 300 | 90 | 3.0 | #56 Spectropho | 2 | |

UT Date 2007-09-11 Observers P BerlindColl. Focus 1320 Grating/Grism 300

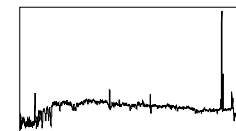
| File | Exp Time | UT Start | RA | Dec | Gr. | P.A. | Slit | Program | Bin | Comments |
|-----------------------|----------|----------|------------|-----------|-----|------|------|----------------|-----|----------|
| 0068.BDp284211 | 90 | 06:19 | 21:51:11.1 | +28:51:53 | 300 | 90 | 3.0 | #56 Spectropho | 2 | |
| 0069.COMP | 10 | 06:21 | 21:51:11.1 | +28:51:53 | 300 | 90 | 3.0 | #56 Spectropho | 2 | |
| 0070.SDSS2215-0045 | 1200 | 06:24 | 22:15:11.9 | -00:45:50 | 300 | 6 | 3.0 | #165 Quasar Br | 2 | |
| 0071.COMP | 10 | 06:45 | 22:15:11.9 | -00:45:50 | 300 | 6 | 3.0 | #165 Quasar Br | 2 | |
| 0072.SDSS2215-0045 | 1200 | 06:46 | 22:15:11.9 | -00:45:50 | 300 | 13 | 3.0 | #165 Quasar Br | 2 | |
| 0073.COMP | 10 | 07:06 | 22:15:11.9 | -00:45:50 | 300 | 13 | 3.0 | #165 Quasar Br | 2 | |
| 0074.SDSS2215-0045 | 1200 | 07:07 | 22:15:11.9 | -00:45:50 | 300 | 23 | 3.0 | #165 Quasar Br | 2 | |
| 0075.COMP | 10 | 07:28 | 22:15:11.9 | -00:45:50 | 300 | 23 | 3.0 | #165 Quasar Br | 2 | |
| 0076.SDSS2215-0045 | 1200 | 07:29 | 22:15:11.9 | -00:45:50 | 300 | 29 | 3.0 | #165 Quasar Br | 2 | |
| 0077.COMP | 10 | 07:50 | 22:15:11.9 | -00:45:50 | 300 | 29 | 3.0 | #165 Quasar Br | 2 | |
| 0078.00174947+0606453 | 660 | 07:51 | 00:17:49.5 | +06:06:45 | 300 | 29 | 3.0 | #141 Mapping t | 2 | |
| 0079.COMP | 10 | 08:03 | 00:17:49.5 | +06:06:45 | 300 | 29 | 3.0 | #141 Mapping t | 2 | |
| 0080.00241495+0201367 | 720 | 08:04 | 00:24:15.0 | +02:01:37 | 300 | 29 | 3.0 | #141 Mapping t | 2 | |
| 0081.COMP | 10 | 08:16 | 00:24:15.0 | +02:01:37 | 300 | 29 | 3.0 | #141 Mapping t | 2 | |
| 0082.00252525+0943022 | 240 | 08:18 | 00:25:25.3 | +09:43:02 | 300 | 29 | 3.0 | #141 Mapping t | 2 | |
| 0083.COMP | 10 | 08:22 | 00:25:25.3 | +09:43:02 | 300 | 29 | 3.0 | #141 Mapping t | 2 | |
| 0084.00305205+1102524 | 900 | 08:23 | 00:30:52.0 | +11:02:52 | 300 | 29 | 3.0 | #141 Mapping t | 2 | |
| 0085.COMP | 10 | 08:39 | 00:30:52.0 | +11:02:52 | 300 | 29 | 3.0 | #141 Mapping t | 2 | |
| 0086.00350935+0532219 | 240 | 08:40 | 00:35:09.4 | +05:32:22 | 300 | 29 | 3.0 | #141 Mapping t | 2 | |
| 0087.COMP | 10 | 08:44 | 00:35:09.4 | +05:32:22 | 300 | 29 | 3.0 | #141 Mapping t | 2 | |

UT Date 2007-09-11 Observers P BerlindColl. Focus 1320 Grating/Grism 300

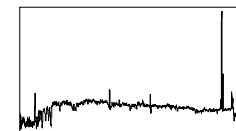
| File | Exp Time | UT Start | RA | Dec | Gr. | P.A. | Slit | Program | Bin | Comments |
|-----------------------|----------|----------|------------|-----------|-----|------|------|----------------|-----|----------|
| 0088.00354444+0513466 | 240 | 08:45 | 00:35:44.4 | +05:13:47 | 300 | 29 | 3.0 | #141 Mapping t | 2 | |
| 0089.COMP | 10 | 08:49 | 00:35:44.4 | +05:13:47 | 300 | 29 | 3.0 | #141 Mapping t | 2 | |
| 0090.ZAnd | 1 | 08:52 | 23:33:40.0 | +48:49:06 | 300 | 0 | 3.0 | #12 Symbiotic | 2 | |
| 0091.ZAnd | 5 | 08:52 | 23:33:40.0 | +48:49:06 | 300 | 0 | 3.0 | #12 Symbiotic | 2 | |
| 0092.ZAnd | 30 | 08:52 | 23:33:40.0 | +48:49:06 | 300 | 0 | 3.0 | #12 Symbiotic | 2 | |
| 0093.ZAnd | 60 | 08:53 | 23:33:40.0 | +48:49:06 | 300 | 0 | 3.0 | #12 Symbiotic | 2 | |
| 0094.COMP | 10 | 08:55 | 23:33:40.0 | +48:49:06 | 300 | 0 | 3.0 | #12 Symbiotic | 2 | |
| 0095.sn07xx | 1800 | 08:58 | 01:10:51.4 | +15:27:40 | 300 | 0 | 3.0 | #2 SN Observat | 2 | |
| 0096.COMP | 10 | 09:28 | 01:10:51.4 | +15:27:40 | 300 | 0 | 3.0 | #2 SN Observat | 2 | |
| 0097.SDSS0132-0027 | 1200 | 09:30 | 01:32:35.3 | -00:27:05 | 300 | 0 | 3.0 | #165 Quasar Br | 2 | |
| 0098.COMP | 10 | 09:51 | 01:32:35.3 | -00:27:05 | 300 | 0 | 3.0 | #165 Quasar Br | 2 | |
| 0099.00213591+4316466 | 330 | 09:54 | 00:21:35.9 | +43:16:47 | 300 | 90 | 3.0 | #141 Mapping t | 2 | |
| 0100.COMP | 10 | 09:59 | 00:21:35.9 | +43:16:47 | 300 | 90 | 3.0 | #141 Mapping t | 2 | |
| 0101.00214496+4348437 | 330 | 10:01 | 00:21:45.0 | +43:48:44 | 300 | 90 | 3.0 | #141 Mapping t | 2 | |
| 0102.COMP | 10 | 10:07 | 00:21:45.0 | +43:48:44 | 300 | 90 | 3.0 | #141 Mapping t | 2 | |
| 0103.00230065+3812080 | 270 | 10:08 | 00:23:00.7 | +38:12:08 | 300 | 90 | 3.0 | #141 Mapping t | 2 | |
| 0104.COMP | 10 | 10:13 | 00:23:00.7 | +38:12:08 | 300 | 90 | 3.0 | #141 Mapping t | 2 | |
| 0105.sn2007gr | 900 | 10:14 | 02:43:28.0 | +37:20:45 | 300 | 90 | 3.0 | #2 SN Observat | 2 | |
| 0106.COMP | 10 | 10:30 | 02:43:28.0 | +37:20:45 | 300 | 90 | 3.0 | #2 SN Observat | 2 | |
| 0107.sn2007hv | 1800 | 10:32 | 03:47:23.9 | +45:58:13 | 300 | 90 | 3.0 | #2 SN Observat | 2 | |

UT Date 2007-09-11 Observers P BerlindColl. Focus 1320 Grating/Grism 300

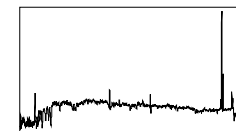
| <i>File</i> | <i>Exp Time</i> | <i>UT Start</i> | <i>RA</i> | <i>Dec</i> | <i>Gr.</i> | <i>P.A.</i> | <i>Slit</i> | <i>Program</i> | <i>Bin</i> | <i>Comments</i> |
|-----------------------|-----------------|-----------------|------------|------------|------------|-------------|-------------|----------------|------------|-----------------|
| 0108.COMP | 10 | 11:03 | 03:47:23.9 | +45:58:13 | 300 | 90 | 3.0 | #56 Spectropho | 2 | |
| 0109.HD19445 | 10 | 11:04 | 03:08:26.3 | +26:20:29 | 300 | 90 | 3.0 | #56 Spectropho | 2 | |
| 0110.HD19445 | 10 | 11:05 | 03:08:26.3 | +26:20:29 | 300 | 90 | 3.0 | #56 Spectropho | 2 | |
| 0111.HD19445 | 10 | 11:05 | 03:08:26.3 | +26:20:29 | 300 | 90 | 3.0 | #56 Spectropho | 2 | |
| 0112.COMP | 10 | 11:05 | 03:08:26.3 | +26:20:29 | 300 | 90 | 3.0 | #56 Spectropho | 2 | |
| 0113.04352043+3310090 | 1200 | 11:10 | 04:35:20.4 | +33:10:09 | 300 | 40 | 3.0 | #141 Mapping t | 2 | |
| 0114.COMP | 10 | 11:30 | 04:35:20.4 | +33:10:09 | 300 | 40 | 3.0 | #141 Mapping t | 2 | |
| 0115.04324599+3720515 | 1200 | 11:32 | 04:32:46.0 | +37:20:51 | 300 | 90 | 3.0 | #141 Mapping t | 2 | |
| 0116.COMP | 10 | 11:52 | 04:32:46.0 | +37:20:51 | 300 | 90 | 3.0 | #141 Mapping t | 2 | |
| 0117.04022433+2111242 | 420 | 11:53 | 04:02:24.3 | +21:11:24 | 300 | 90 | 3.0 | #141 Mapping t | 2 | |
| 0118.COMP | 10 | 12:01 | 04:02:24.3 | +21:11:24 | 300 | 90 | 3.0 | #141 Mapping t | 2 | |
| 0119.NGC1700 | 180 | 12:04 | 04:56:58.1 | -04:52:23 | 300 | 90 | 3.0 | #57 Velocity S | 2 | |
| 0120.COMP | 10 | 12:07 | 04:56:58.1 | -04:52:23 | 300 | 90 | 3.0 | #57 Velocity S | 2 | |
| 0121-0130.BIAS | 0 | 12:11 | 04:56:58.1 | -04:52:23 | 300 | 90 | 3.0 | #57 Velocity S | 2 | |
| 0131-0145.FLAT | 25 | 12:21 | 04:56:58.1 | -04:52:23 | 300 | 90 | 3.0 | #57 Velocity S | 2 | |
| 0146-0155.DARK | 900 | 14:52 | 04:56:58.1 | -04:52:23 | 300 | 90 | 3.0 | #57 Velocity S | 2 | |

UT Date 2007-09-12 Observers P BerlindColl. Focus 1320 Grating/Grism 300

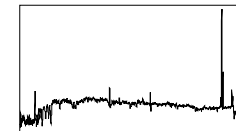
| File | Exp Time | UT Start | RA | Dec | Gr. | P.A. | Slit | Program | Bin | Comments |
|-----------------------|----------|----------|------------|-----------|-----|------|------|----------------|-----|----------------------------|
| 0001-0010.BIAS | 0 | 00:28 | 15:50:23.9 | +31:31:51 | 300 | 90 | 3.0 | #57 Velocity S | 2 | |
| 0011-0025.FLAT | 25 | 00:37 | 15:50:23.9 | +31:31:51 | 300 | 90 | 3.0 | #57 Velocity S | 2 | |
| 0026-0029.DARK | 900 | 01:26 | 15:50:23.9 | +31:31:51 | 300 | 90 | 3.0 | #57 Velocity S | 2 | |
| 0030-0034.sky | 3 | 01:47 | 17:45:00.0 | +32:00:00 | 300 | 90 | 3.0 | #57 Velocity S | 2 | |
| 0035.COMP | 10 | 01:47 | 17:45:00.0 | +32:00:00 | 300 | 90 | 3.0 | #57 Velocity S | 2 | |
| 0036.17550183+5532598 | 300 | 02:21 | 17:55:01.8 | +55:33:00 | 300 | 90 | 3.0 | #141 Mapping t | 2 | |
| 0037.COMP | 10 | 02:27 | 17:55:01.8 | +55:33:00 | 300 | 90 | 3.0 | #141 Mapping t | 2 | |
| 0038.17551969+5134279 | 360 | 02:28 | 17:55:19.7 | +51:34:28 | 300 | 90 | 3.0 | #141 Mapping t | 2 | stop and go through clouds |
| 0039.COMP | 10 | 02:35 | 17:55:19.7 | +51:34:28 | 300 | 90 | 3.0 | #141 Mapping t | 2 | |
| 0040.17551228+6556559 | 248 | 02:36 | 17:55:12.3 | +65:56:56 | 300 | 90 | 3.0 | #141 Mapping t | 2 | |
| 0041.COMP | 10 | 02:41 | 17:55:12.3 | +65:56:56 | 300 | 90 | 3.0 | #141 Mapping t | 2 | |
| 0042.17575327+5205378 | 240 | 02:42 | 17:57:53.3 | +52:05:38 | 300 | 90 | 3.0 | #141 Mapping t | 2 | |
| 0043.COMP | 10 | 02:46 | 17:57:53.3 | +52:05:38 | 300 | 90 | 3.0 | #141 Mapping t | 2 | |
| 0044.17570871+5620148 | 360 | 02:47 | 17:57:08.7 | +56:20:15 | 300 | 90 | 3.0 | #141 Mapping t | 2 | |
| 0045.COMP | 10 | 02:53 | 17:57:08.7 | +56:20:15 | 300 | 90 | 3.0 | #141 Mapping t | 2 | |
| 0046.17513021+5509258 | 300 | 02:55 | 17:51:30.2 | +55:09:26 | 300 | 90 | 3.0 | #141 Mapping t | 2 | |
| 0047.COMP | 10 | 03:02 | 17:51:30.2 | +55:09:26 | 300 | 90 | 3.0 | #141 Mapping t | 2 | |
| 0048.17502948+6001395 | 600 | 03:03 | 17:50:29.5 | +60:01:39 | 300 | 90 | 3.0 | #141 Mapping t | 2 | |
| 0049.COMP | 10 | 03:14 | 17:50:29.5 | +60:01:39 | 300 | 90 | 3.0 | #141 Mapping t | 2 | |
| 0050.17504041+5102035 | 300 | 03:16 | 17:50:40.4 | +51:02:03 | 300 | 90 | 3.0 | #141 Mapping t | 2 | |

UT Date 2007-09-12 Observers P BerlindColl. Focus 1320 Grating/Grism 300

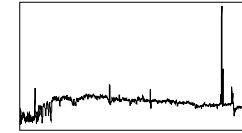
| File | Exp Time | UT Start | RA | Dec | Gr. | P.A. | Slit | Program | Bin | Comments |
|-----------------------|----------|----------|------------|-----------|-----|------|------|----------------|-----|---|
| 0051.COMP | 10 | 03:21 | 17:50:40.4 | +51:02:03 | 300 | 90 | 3.0 | #141 Mapping t | 2 | |
| 0052.17484888+5505585 | 240 | 03:22 | 17:48:48.9 | +55:05:59 | 300 | 90 | 3.0 | #141 Mapping t | 2 | |
| 0053.COMP | 10 | 03:26 | 17:48:48.9 | +55:05:59 | 300 | 90 | 3.0 | #141 Mapping t | 2 | |
| 0054.17465175+5912185 | 330 | 03:28 | 17:46:51.8 | +59:12:19 | 300 | 90 | 3.0 | #141 Mapping t | 2 | |
| 0055.COMP | 10 | 03:34 | 17:46:51.8 | +59:12:19 | 300 | 90 | 3.0 | #141 Mapping t | 2 | |
| 0056.17461488+6651096 | 240 | 03:35 | 17:46:14.9 | +66:51:10 | 300 | 90 | 3.0 | #141 Mapping t | 2 | |
| 0057.COMP | 10 | 03:39 | 17:46:14.9 | +66:51:10 | 300 | 90 | 3.0 | #141 Mapping t | 2 | |
| 0058.17452931+5812151 | 300 | 03:41 | 17:45:29.3 | +58:12:15 | 300 | 90 | 3.0 | #141 Mapping t | 2 | |
| 0059.COMP | 10 | 03:46 | 17:45:29.3 | +58:12:15 | 300 | 90 | 3.0 | #141 Mapping t | 2 | |
| 0060.17451302+5537571 | 240 | 03:47 | 17:45:13.0 | +55:37:57 | 300 | 90 | 3.0 | #141 Mapping t | 2 | |
| 0061.COMP | 10 | 03:51 | 17:45:13.0 | +55:37:57 | 300 | 90 | 3.0 | #141 Mapping t | 2 | |
| 0062.19111931-0517597 | 1200 | 03:54 | 19:11:19.3 | -05:18:00 | 300 | 105 | 3.0 | #141 Mapping t | 2 | the target galaxy is at row 74, and has nice emission lines |
| 0063.COMP | 10 | 04:16 | 19:11:19.3 | -05:18:00 | 300 | 105 | 3.0 | #141 Mapping t | 2 | |
| 0064.17560873+1104432 | 300 | 04:26 | 17:56:08.7 | +11:04:43 | 300 | 90 | 3.0 | #141 Mapping t | 2 | |
| 0065.COMP | 10 | 04:31 | 17:56:08.7 | +11:04:43 | 300 | 90 | 3.0 | #141 Mapping t | 2 | |
| 0066.17563080+1532561 | 300 | 04:33 | 17:56:30.8 | +15:32:56 | 300 | 90 | 3.0 | #141 Mapping t | 2 | |
| 0067.COMP | 10 | 04:38 | 17:56:30.8 | +15:32:56 | 300 | 90 | 3.0 | #141 Mapping t | 2 | |
| 0068.17520913+1314038 | 420 | 04:39 | 17:52:09.1 | +13:14:04 | 300 | 90 | 3.0 | #141 Mapping t | 2 | |
| 0069.COMP | 10 | 04:47 | 17:52:09.1 | +13:14:04 | 300 | 90 | 3.0 | #141 Mapping t | 2 | |
| 0070.17521092+1442588 | 300 | 04:50 | 17:52:10.9 | +14:42:59 | 300 | 90 | 3.0 | #141 Mapping t | 2 | |

UT Date 2007-09-12 Observers P BerlindColl. Focus 1320 Grating/Grism 300

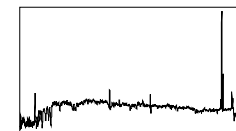
| File | Exp Time | UT Start | RA | Dec | Gr. | P.A. | Slit | Program | Bin | Comments |
|-----------------------|----------|----------|------------|-----------|-----|------|------|----------------|-----|-------------------------|
| 0071.COMP | 10 | 04:56 | 17:52:10.9 | +14:42:59 | 300 | 90 | 3.0 | #141 Mapping t | 2 | |
| 0072.17525483+1835346 | 600 | 04:58 | 17:52:54.8 | +18:35:35 | 300 | 90 | 3.0 | #141 Mapping t | 2 | |
| 0073.COMP | 10 | 05:09 | 17:52:54.8 | +18:35:35 | 300 | 90 | 3.0 | #141 Mapping t | 2 | |
| 0074.BDp284211 | 90 | 05:29 | 21:51:11.1 | +28:51:53 | 300 | 90 | 3.0 | #56 Spectropho | 2 | |
| 0075.BDp284211 | 90 | 05:30 | 21:51:11.1 | +28:51:53 | 300 | 90 | 3.0 | #56 Spectropho | 2 | |
| 0076.COMP | 10 | 05:32 | 21:51:11.1 | +28:51:53 | 300 | 90 | 3.0 | #56 Spectropho | 2 | |
| 0077.SDSS2136+0041 | 1110 | 05:36 | 21:36:38.6 | +00:41:54 | 300 | 4 | 3.0 | #165 Quasar Br | 2 | stopped short by clouds |
| 0078.COMP | 10 | 05:55 | 21:36:38.6 | +00:41:54 | 300 | 4 | 3.0 | #165 Quasar Br | 2 | |
| 0079.BDp174708 | 45 | 06:06 | 22:11:31.5 | +18:05:34 | 300 | 0 | 3.0 | #56 Spectropho | 2 | |
| 0080.BDp174708 | 45 | 06:07 | 22:11:31.5 | +18:05:34 | 300 | 0 | 3.0 | #56 Spectropho | 2 | |
| 0081.BDp174708 | 45 | 06:08 | 22:11:31.5 | +18:05:34 | 300 | 0 | 3.0 | #56 Spectropho | 2 | |
| 0082.COMP | 10 | 06:09 | 22:11:31.5 | +18:05:34 | 300 | 0 | 3.0 | #56 Spectropho | 2 | |
| 0083.N7331 | 120 | 06:17 | 22:34:46.9 | +34:09:43 | 300 | 90 | 3.0 | #57 Velocity S | 2 | |
| 0084.COMP | 10 | 06:19 | 22:34:46.9 | +34:09:43 | 300 | 90 | 3.0 | #57 Velocity S | 2 | |
| 0085.fmf331 | 900 | 06:22 | 22:35:14.9 | +01:55:54 | 300 | 90 | 3.0 | #171f Local Un | 2 | |
| 0086.COMP | 10 | 06:37 | 22:35:14.9 | +01:55:54 | 300 | 90 | 3.0 | #171f Local Un | 2 | |
| 0087.fmf332 | 900 | 06:41 | 22:35:19.0 | +01:30:41 | 300 | 90 | 3.0 | #171f Local Un | 2 | |
| 0088.COMP | 10 | 06:57 | 22:35:19.0 | +01:30:41 | 300 | 90 | 3.0 | #171f Local Un | 2 | |
| 0089.fmf333 | 1200 | 07:00 | 22:35:23.3 | +01:36:54 | 300 | 90 | 3.0 | #171f Local Un | 2 | |
| 0090.COMP | 10 | 07:21 | 22:35:23.3 | +01:36:54 | 300 | 90 | 3.0 | #171f Local Un | 2 | |

UT Date 2007-09-12 Observers P BerlindColl. Focus 1320 Grating/Grism 300

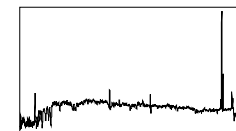
| <i>File</i> | <i>Exp Time</i> | <i>UT Start</i> | <i>RA</i> | <i>Dec</i> | <i>Gr.</i> | <i>P.A.</i> | <i>Slit</i> | <i>Program</i> | <i>Bin</i> | <i>Comments</i> |
|--------------------|-----------------|-----------------|------------|------------|------------|-------------|-------------|----------------|------------|-----------------|
| 0091.fmb324 | 900 | 07:22 | 22:35:00.7 | +01:27:49 | 300 | 90 | 3.0 | #171f Local Un | 2 | |
| 0092.COMP | 10 | 07:37 | 22:35:00.7 | +01:27:49 | 300 | 90 | 3.0 | #171f Local Un | 2 | |
| 0093.fmb328 | 900 | 07:38 | 22:35:07.8 | +01:28:17 | 300 | 90 | 3.0 | #171f Local Un | 2 | |
| 0094.COMP | 10 | 07:54 | 22:35:07.8 | +01:28:17 | 300 | 90 | 3.0 | #171f Local Un | 2 | |
| 0095.sn2007hj | 1200 | 07:55 | 23:01:47.9 | +15:35:11 | 300 | 37 | 3.0 | #2 SN Observat | 2 | |
| 0096.COMP | 10 | 08:16 | 23:01:47.9 | +15:35:11 | 300 | 37 | 3.0 | #2 SN Observat | 2 | |
| 0097.SDSS0045+1438 | 1200 | 08:20 | 00:45:27.7 | +14:38:16 | 300 | -10 | 3.0 | #165 Quasar Br | 2 | |
| 0098.COMP | 10 | 08:40 | 00:45:27.7 | +14:38:16 | 300 | -10 | 3.0 | #165 Quasar Br | 2 | |
| 0099.SDSS0045+1438 | 1200 | 08:41 | 00:45:27.7 | +14:38:16 | 300 | 6 | 3.0 | #165 Quasar Br | 2 | |
| 0100.COMP | 10 | 09:02 | 00:45:27.7 | +14:38:16 | 300 | 6 | 3.0 | #165 Quasar Br | 2 | |
| 0101.SDSS0045+1438 | 1200 | 09:03 | 00:45:27.7 | +14:38:16 | 300 | 18 | 3.0 | #165 Quasar Br | 2 | |
| 0102.COMP | 10 | 09:24 | 00:45:27.7 | +14:38:16 | 300 | 18 | 3.0 | #165 Quasar Br | 2 | |
| 0104.sn2007X1 | 1800 | 09:30 | 01:27:09.7 | +14:46:46 | 300 | 90 | 3.0 | #2 SN Observat | 2 | |
| 0105.COMP | 10 | 10:00 | 01:27:09.7 | +14:46:46 | 300 | 90 | 3.0 | #2 SN Observat | 2 | |
| 0106.sn2007gr | 900 | 10:02 | 02:43:28.0 | +37:20:45 | 300 | 90 | 3.0 | #2 SN Observat | 2 | |
| 0107.COMP | 10 | 10:18 | 02:43:28.0 | +37:20:45 | 300 | 90 | 3.0 | #2 SN Observat | 2 | |
| 0108.HD19445 | 10 | 10:19 | 03:08:26.3 | +26:20:29 | 300 | 90 | 3.0 | #56 Spectropho | 2 | |
| 0109.HD19445 | 10 | 10:19 | 03:08:26.3 | +26:20:29 | 300 | 90 | 3.0 | #56 Spectropho | 2 | |
| 0110.HD19445 | 10 | 10:20 | 03:08:26.3 | +26:20:29 | 300 | 90 | 3.0 | #56 Spectropho | 2 | |
| 0111.COMP | 10 | 10:20 | 03:08:26.3 | +26:20:29 | 300 | 90 | 3.0 | #56 Spectropho | 2 | |

UT Date 2007-09-12 Observers P BerlindColl. Focus 1320 Grating/Grism 300

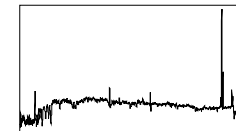
| File | Exp Time | UT Start | RA | Dec | Gr. | P.A. | Slit | Program | Bin | Comments |
|-----------------------|----------|----------|------------|-----------|-----|------|------|----------------|-----|--------------|
| 0112.Berna1313 | 900 | 10:22 | 03:24:09.5 | +36:30:06 | 300 | 90 | 3.0 | #173 Small Sol | 2 | |
| 0113.COMP | 10 | 10:37 | 03:24:09.5 | +36:30:06 | 300 | 90 | 3.0 | #173 Small Sol | 2 | |
| 0114.HD28099 | 10 | 10:40 | 04:26:40.1 | +16:44:49 | 300 | 90 | 3.0 | #173 Small Sol | 2 | |
| 0115.HD28099 | 10 | 10:40 | 04:26:40.1 | +16:44:49 | 300 | 90 | 3.0 | #173 Small Sol | 2 | |
| 0116.HD28099 | 10 | 10:40 | 04:26:40.1 | +16:44:49 | 300 | 90 | 3.0 | #173 Small Sol | 2 | |
| 0117.COMP | 10 | 10:41 | 04:26:40.1 | +16:44:49 | 300 | 90 | 3.0 | #173 Small Sol | 2 | |
| 0119.Berna1313 | 900 | 10:44 | 03:24:09.5 | +36:30:06 | 300 | 90 | 3.0 | #173 Small Sol | 2 | red tilt 800 |
| 0120.COMP | 10 | 10:59 | 03:24:09.5 | +36:30:06 | 300 | 90 | 3.0 | #173 Small Sol | 2 | |
| 0121.HD28099 | 10 | 11:00 | 04:26:40.1 | +16:44:49 | 300 | 90 | 3.0 | #173 Small Sol | 2 | |
| 0122.HD28099 | 10 | 11:01 | 04:26:40.1 | +16:44:49 | 300 | 90 | 3.0 | #173 Small Sol | 2 | |
| 0123.HD28099 | 10 | 11:01 | 04:26:40.1 | +16:44:49 | 300 | 90 | 3.0 | #173 Small Sol | 2 | |
| 0124.COMP | 10 | 11:02 | 04:26:40.1 | +16:44:49 | 300 | 90 | 3.0 | #173 Small Sol | 2 | |
| 0125-0134.FLAT | 25 | 11:08 | 04:26:40.1 | +16:44:49 | 300 | 90 | 3.0 | #173 Small Sol | 2 | |
| 0135.HD19445 | 15 | 11:10 | 03:08:26.3 | +26:20:29 | 300 | 90 | 3.0 | #173 Small Sol | 2 | |
| 0136.HD19445 | 15 | 11:11 | 03:08:26.3 | +26:20:29 | 300 | 90 | 3.0 | #173 Small Sol | 2 | |
| 0137.HD19445 | 15 | 11:11 | 03:08:26.3 | +26:20:29 | 300 | 90 | 3.0 | #173 Small Sol | 2 | |
| 0138.COMP | 10 | 11:12 | 03:08:26.3 | +26:20:29 | 300 | 90 | 3.0 | #173 Small Sol | 2 | |
| 0139.test | 10 | 11:13 | 03:08:26.3 | +26:20:29 | 300 | 90 | 3.0 | #173 Small Sol | 2 | combo tilt |
| 0140.04282895+3821299 | 1200 | 11:15 | 04:28:28.9 | +38:21:30 | 300 | 90 | 3.0 | #141 Mapping t | 2 | |
| 0141.COMP | 10 | 11:35 | 04:28:28.9 | +38:21:30 | 300 | 90 | 3.0 | #141 Mapping t | 2 | |

UT Date 2007-09-12 Observers P BerlindColl. Focus 1320 Grating/Grism 300

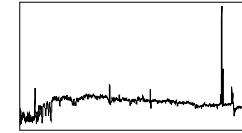
| <i>File</i> | <i>Exp Time</i> | <i>UT Start</i> | <i>RA</i> | <i>Dec</i> | <i>Gr.</i> | <i>P.A.</i> | <i>Slit</i> | <i>Program</i> | <i>Bin</i> | <i>Comments</i> |
|-----------------------|-----------------|-----------------|------------|------------|------------|-------------|-------------|----------------|------------|-----------------|
| 0142.04203071+5836491 | 1200 | 11:37 | 04:20:30.7 | +58:36:49 | 300 | 90 | 3.0 | #141 Mapping t | 2 | |
| 0143.COMP | 10 | 11:58 | 04:20:30.7 | +58:36:49 | 300 | 90 | 3.0 | #141 Mapping t | 2 | |
| 0144.03462798+3959357 | 600 | 11:59 | 03:46:28.0 | +39:59:36 | 300 | 90 | 3.0 | #141 Mapping t | 2 | |
| 0145.COMP | 10 | 12:10 | 03:46:28.0 | +39:59:36 | 300 | 90 | 3.0 | #141 Mapping t | 2 | |
| 0146.04130906+3526351 | 300 | 12:10 | 04:13:09.1 | +35:26:35 | 300 | 90 | 3.0 | #141 Mapping t | 2 | |
| 0147.COMP | 10 | 12:16 | 04:13:09.1 | +35:26:35 | 300 | 90 | 3.0 | #141 Mapping t | 2 | |
| 0148-0157.BIAS | 0 | 12:19 | 04:13:09.1 | +35:26:35 | 300 | 90 | 3.0 | #173 Small Sol | 2 | |
| 0158-0172.FLAT | 25 | 12:28 | 04:13:09.1 | +35:26:35 | 300 | 90 | 3.0 | #173 Small Sol | 2 | |
| 0173-0182.DARK | 900 | 14:56 | 04:13:09.1 | +35:26:35 | 300 | 90 | 3.0 | #173 Small Sol | 2 | |

UT Date 2007-09-13 Observers P BerlindColl. Focus 1420 Grating/Grism 1200

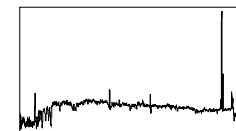
| <i>File</i> | <i>Exp Time</i> | <i>UT Start</i> | <i>RA</i> | <i>Dec</i> | <i>Gr.</i> | <i>P.A.</i> | <i>Slit</i> | <i>Program</i> | <i>Bin</i> | <i>Comments</i> |
|--------------------|-----------------|-----------------|------------|------------|------------|-------------|-------------|----------------|------------|------------------------|
| 0001-0010.BIAS | 0 | 23:58 | 15:40:41.1 | +31:31:56 | 300 | 90 | 3.0 | #173 Small Sol | 2 | |
| 0011-0025.FLAT | 25 | 00:07 | 15:40:41.1 | +31:31:56 | 300 | 90 | 3.0 | #173 Small Sol | 2 | |
| 0026.DARK | 900 | 00:10 | 15:40:41.1 | +31:31:56 | 300 | 90 | 3.0 | #173 Small Sol | 2 | clouds, clouds, clouds |
| 0027-0030.DARK | 900 | 01:11 | 15:40:41.1 | +31:31:56 | 300 | 90 | 3.0 | #173 Small Sol | 2 | |
| 0031.BDp284211 | 100 | 05:05 | 21:51:11.1 | +28:51:53 | 300 | 90 | 3.0 | #56 Spectropho | 2 | |
| 0032.BDp284211 | 100 | 05:07 | 21:51:11.1 | +28:51:53 | 300 | 90 | 3.0 | #56 Spectropho | 2 | |
| 0033.COMP | 10 | 05:09 | 21:51:11.1 | +28:51:53 | 300 | 90 | 3.0 | #56 Spectropho | 2 | |
| 0034.fmfs473 | 420 | 05:12 | 21:01:50.4 | -13:15:56 | 300 | 90 | 3.0 | #171 Local Uni | 2 | |
| 0035.COMP | 10 | 05:19 | 21:01:50.4 | -13:15:56 | 300 | 90 | 3.0 | #171 Local Uni | 2 | |
| 0036.fmfs474 | 420 | 05:20 | 21:01:52.4 | -13:12:07 | 300 | 90 | 3.0 | #171 Local Uni | 2 | |
| 0037.COMP | 10 | 05:28 | 21:01:52.4 | -13:12:07 | 300 | 90 | 3.0 | #171 Local Uni | 2 | |
| 0038.fmfs475 | 600 | 05:29 | 21:01:52.7 | -13:44:57 | 300 | 90 | 3.0 | #171 Local Uni | 2 | |
| 0039.COMP | 10 | 05:39 | 21:01:52.7 | -13:44:57 | 300 | 90 | 3.0 | #171 Local Uni | 2 | |
| 0040.fmfs476 | 720 | 05:40 | 21:01:56.5 | -13:25:03 | 300 | 90 | 3.0 | #171 Local Uni | 2 | |
| 0041.COMP | 10 | 05:53 | 21:01:56.5 | -13:25:03 | 300 | 90 | 3.0 | #171 Local Uni | 2 | |
| 0042.fmfs477 | 300 | 05:54 | 21:03:06.2 | -12:23:51 | 300 | 90 | 3.0 | #171 Local Uni | 2 | |
| 0043.COMP | 10 | 05:59 | 21:03:06.2 | -12:23:51 | 300 | 90 | 3.0 | #171 Local Uni | 2 | |
| 0044.fmfs478 | 240 | 06:00 | 21:03:06.5 | -13:32:31 | 300 | 90 | 3.0 | #171 Local Uni | 2 | |
| 0045.COMP | 10 | 06:04 | 21:03:06.5 | -13:32:31 | 300 | 90 | 3.0 | #171 Local Uni | 2 | |
| 0046.SDSS2136+0041 | 1200 | 06:08 | 21:36:38.6 | +00:41:54 | 300 | 20 | 3.0 | #165 Quasar Br | 2 | |

UT Date 2007-09-13 Observers P BerlindColl. Focus 1420 Grating/Grism 1200

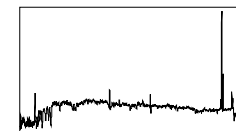
| File | Exp Time | UT Start | RA | Dec | Gr. | P.A. | Slit | Program | Bin | Comments |
|--------------------|----------|----------|------------|-----------|------|------|------|----------------|-----|--------------------------------|
| 0047.COMP | 10 | 06:28 | 21:36:38.6 | +00:41:54 | 300 | 20 | 3.0 | #165 Quasar Br | 2 | |
| 0048.BDp174708 | 45 | 06:30 | 22:11:31.5 | +18:05:34 | 300 | 20 | 3.0 | #56 Spectropho | 2 | |
| 0049.BDp174708 | 45 | 06:31 | 22:11:31.5 | +18:05:34 | 300 | 20 | 3.0 | #56 Spectropho | 2 | |
| 0050.BDp174708 | 45 | 06:32 | 22:11:31.5 | +18:05:34 | 300 | 20 | 3.0 | #56 Spectropho | 2 | |
| 0051.COMP | 10 | 06:33 | 22:11:31.5 | +18:05:34 | 300 | 20 | 3.0 | #56 Spectropho | 2 | |
| 0052.SDSS2313+0034 | 1200 | 06:36 | 23:13:24.5 | +00:34:45 | 300 | -8 | 3.0 | #165 Quasar Br | 2 | |
| 0053.COMP | 10 | 06:57 | 23:13:24.5 | +00:34:45 | 300 | -8 | 3.0 | #165 Quasar Br | 2 | |
| 0054.SDSS2313+0034 | 1200 | 06:58 | 23:13:24.5 | +00:34:45 | 300 | 0 | 3.0 | #165 Quasar Br | 2 | |
| 0055.COMP | 10 | 07:18 | 23:13:24.5 | +00:34:45 | 300 | 0 | 3.0 | #165 Quasar Br | 2 | |
| 0056.SDSS2313+0034 | 1200 | 07:19 | 23:13:24.5 | +00:34:45 | 300 | 7 | 3.0 | #165 Quasar Br | 2 | |
| 0057.COMP | 10 | 07:40 | 23:13:24.5 | +00:34:45 | 300 | 7 | 3.0 | #165 Quasar Br | 2 | |
| 0058.sn2007hj | 1200 | 07:43 | 23:01:47.9 | +15:35:11 | 300 | 36 | 3.0 | #2 SN Observat | 2 | |
| 0059.COMP | 10 | 08:03 | 23:01:47.9 | +15:35:11 | 300 | 36 | 3.0 | #2 SN Observat | 2 | |
| 0060.sn2007if | 1800 | 08:05 | 01:10:51.4 | +15:27:40 | 300 | 90 | 3.0 | #2 SN Observat | 2 | |
| 0061.COMP | 10 | 08:36 | 01:10:51.4 | +15:27:40 | 300 | 90 | 3.0 | #2 SN Observat | 2 | |
| 0062.163m217 | 300 | 08:43 | 00:40:33.3 | +41:11:20 | 300 | 90 | 3.0 | #57 Velocity S | 2 | |
| 0063.COMP | 10 | 08:48 | 00:40:33.3 | +41:11:20 | 300 | 90 | 3.0 | #57 Velocity S | 2 | |
| 0064.test | 10 | 08:54 | 01:15:00.0 | +33:00:00 | 1200 | 90 | 2.0 | #57 Velocity S | 2 | 1200-line, 2-sec, gg495, Zezas |
| 0065.4U2204p543 | 300 | 08:58 | 22:07:57.0 | +54:31:06 | 1200 | 90 | 2.0 | #176 Be/X-ray | 2 | |
| 0066.COMP | 10 | 09:03 | 22:07:57.0 | +54:31:06 | 1200 | 90 | 2.0 | #176 Be/X-ray | 2 | |

UT Date 2007-09-13 Observers P BerlindColl. Focus 1420 Grating/Grism 1200

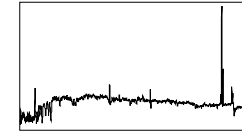
| File | Exp Time | UT Start | RA | Dec | Gr. | P.A. | Slit | Program | Bin | Comments |
|---------------------|----------|----------|------------|-----------|------|------|------|---------------|-----|--|
| 0067.psfctest | 10 | 09:06 | 01:36:04.0 | +66:11:50 | 1200 | 90 | 2.0 | #176 Be/X-ray | 2 | pec psfs, ok |
| 0068.psfctest | 10 | 09:07 | 01:36:04.0 | +66:11:50 | 1200 | 90 | 2.0 | #176 Be/X-ray | 2 | |
| 0069.psfctest | 10 | 09:07 | 01:36:04.0 | +66:11:50 | 1200 | 90 | 2.0 | #176 Be/X-ray | 2 | |
| 0070.psfctest | 10 | 09:08 | 01:36:04.0 | +66:11:50 | 1200 | 90 | 2.0 | #176 Be/X-ray | 2 | |
| 0071.psfctest | 10 | 09:08 | 01:36:04.0 | +66:11:50 | 1200 | 90 | 2.0 | #176 Be/X-ray | 2 | |
| 0072.psfctest | 10 | 09:09 | 01:36:04.0 | +66:11:50 | 1200 | 90 | 2.0 | #176 Be/X-ray | 2 | |
| 0073.psfctest | 30 | 09:10 | 01:36:04.0 | +66:11:50 | 1200 | 90 | 2.0 | #176 Be/X-ray | 2 | |
| 0074.IGRJ01363p6610 | 360 | 09:11 | 01:36:04.0 | +66:11:50 | 1200 | 90 | 2.0 | #176 Be/X-ray | 2 | |
| 0075.COMP | 15 | 09:18 | 01:36:04.0 | +66:11:50 | 1200 | 90 | 2.0 | #176 Be/X-ray | 2 | |
| 0076.psfctest | 103 | 09:20 | 01:18:32.0 | +63:44:24 | 1200 | 90 | 2.0 | #176 Be/X-ray | 2 | filter is the culprit for double peaked psfs |
| 0077.psfctest | 60 | 09:23 | 01:18:32.0 | +63:44:24 | 1200 | 100 | 2.0 | #176 Be/X-ray | 2 | |
| 0078.psfnog | 100 | 09:25 | 01:18:32.0 | +63:44:24 | 1200 | 100 | 2.0 | #176 Be/X-ray | 2 | |
| 0079.psfnog | 20 | 09:27 | 01:18:32.0 | +63:44:24 | 1200 | 100 | 2.0 | #176 Be/X-ray | 2 | |
| 0080.psfctest | 20 | 09:29 | 01:18:32.0 | +63:44:24 | 1200 | 100 | 2.0 | #176 Be/X-ray | 2 | |
| 0081.psfctest | 60 | 09:30 | 01:18:32.0 | +63:44:24 | 1200 | 100 | 2.0 | #176 Be/X-ray | 2 | |
| 0082.4U0115p634 | 1500 | 09:32 | 01:18:32.0 | +63:44:24 | 1200 | 100 | 2.0 | #176 Be/X-ray | 2 | |
| 0083.COMP | 15 | 09:57 | 01:18:32.0 | +63:44:24 | 1200 | 100 | 2.0 | #176 Be/X-ray | 2 | |
| 0084.RXJ01469p6121 | 60 | 10:01 | 01:47:00.0 | +61:21:23 | 1200 | 90 | 2.0 | #176 Be/X-ray | 2 | |
| 0085.RXJ01469p6121 | 180 | 10:02 | 01:47:00.0 | +61:21:23 | 1200 | 90 | 2.0 | #176 Be/X-ray | 2 | |
| 0086.COMP | 15 | 10:06 | 01:47:00.0 | +61:21:23 | 1200 | 90 | 2.0 | #176 Be/X-ray | 2 | |

UT Date 2007-09-13 Observers P BerlindColl. Focus 1420 Grating/Grism 1200

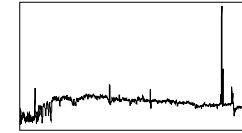
| File | Exp Time | UT Start | RA | Dec | Gr. | P.A. | Slit | Program | Bin | Comments |
|---------------------|----------|----------|------------|-----------|------|------|------|---------------|-----|-------------------------|
| 0087.psfstest3 | 60 | 10:07 | 02:30:00.0 | +55:00:00 | 1200 | 90 | 2.0 | #176 Be/X-ray | 2 | |
| 0088.IGRJ01583p6713 | 1200 | 10:11 | 01:58:18.2 | +67:13:26 | 1200 | 90 | 2.0 | #176 Be/X-ray | 2 | |
| 0089.COMP | 15 | 10:31 | 01:58:18.2 | +67:13:26 | 1200 | 90 | 2.0 | #176 Be/X-ray | 2 | |
| 0090.XPer | 10 | 10:35 | 03:55:23.0 | +31:02:45 | 1200 | 90 | 2.0 | #176 Be/X-ray | 2 | |
| 0091.XPer | 2 | 10:35 | 03:55:23.0 | +31:02:45 | 1200 | 90 | 2.0 | #176 Be/X-ray | 2 | |
| 0092.COMP | 15 | 10:36 | 03:55:23.0 | +31:02:45 | 1200 | 90 | 2.0 | #176 Be/X-ray | 2 | |
| 0093.V0332p53 | 1500 | 10:38 | 03:34:59.8 | +53:10:24 | 1200 | 90 | 2.0 | #176 Be/X-ray | 2 | |
| 0094.COMP | 10 | 11:03 | 03:34:59.8 | +53:10:24 | 1200 | 90 | 2.0 | #176 Be/X-ray | 2 | |
| 0095.RXJ04409p4431 | 180 | 11:05 | 04:41:00.6 | +44:31:50 | 1200 | 90 | 2.0 | #176 Be/X-ray | 2 | |
| 0096.COMP | 10 | 11:08 | 04:41:00.6 | +44:31:50 | 1200 | 90 | 2.0 | #176 Be/X-ray | 2 | |
| 0097.A0535p262 | 10 | 11:10 | 05:38:54.5 | +26:18:57 | 1200 | 90 | 2.0 | #176 Be/X-ray | 2 | |
| 0098.A0535p262 | 30 | 11:10 | 05:38:54.5 | +26:18:57 | 1200 | 90 | 2.0 | #176 Be/X-ray | 2 | |
| 0099.COMP | 15 | 11:11 | 05:38:54.5 | +26:18:57 | 1200 | 90 | 2.0 | #176 Be/X-ray | 2 | |
| 0100.HD19445 | 10 | 11:13 | 03:08:26.3 | +26:20:29 | 1200 | 90 | 2.0 | #176 Be/X-ray | 2 | |
| 0101.HD19445 | 30 | 11:14 | 03:08:26.3 | +26:20:29 | 1200 | 90 | 2.0 | #176 Be/X-ray | 2 | |
| 0102.HD19445 | 30 | 11:14 | 03:08:26.3 | +26:20:29 | 1200 | 90 | 2.0 | #176 Be/X-ray | 2 | |
| 0103.COMP | 15 | 11:16 | 03:08:26.3 | +26:20:29 | 1200 | 90 | 2.0 | #176 Be/X-ray | 2 | |
| 0104-0113.FLAT | 60 | 11:27 | 03:08:26.3 | +26:20:29 | 1200 | 90 | 2.0 | #176 Be/X-ray | 2 | |
| 0114.IGRJ06074p2205 | 122 | 11:30 | 06:07:26.6 | +22:05:48 | 1200 | 90 | 2.0 | #176 Be/X-ray | 2 | stopped short by clouds |
| 0115.IGRJ06074p2205 | 300 | 11:34 | 06:07:26.6 | +22:05:48 | 1200 | 90 | 2.0 | #176 Be/X-ray | 2 | |

UT Date 2007-09-13 Observers P BerlindColl. Focus 1420 Grating/Grism 1200

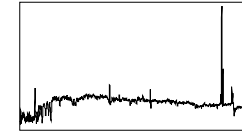
| <i>File</i> | <i>Exp Time</i> | <i>UT Start</i> | <i>RA</i> | <i>Dec</i> | <i>Gr.</i> | <i>P.A.</i> | <i>Slit</i> | <i>Program</i> | <i>Bin</i> | <i>Comments</i> |
|----------------|-----------------|-----------------|------------|------------|------------|-------------|-------------|----------------|------------|-----------------|
| 0116.COMP | 15 | 11:39 | 06:07:26.6 | +22:05:48 | 1200 | 90 | 2.0 | #176 Be/X-ray | 2 | |
| 0117.psftest | 10 | 11:41 | 02:00:00.0 | +55:00:00 | 1200 | 90 | 2.0 | #176 Be/X-ray | 2 | |
| 0118.psftest | 10 | 11:42 | 02:00:00.0 | +55:00:00 | 1200 | 90 | 2.0 | #176 Be/X-ray | 2 | |
| 0119.psftest | 10 | 11:42 | 02:00:00.0 | +55:00:00 | 1200 | 90 | 2.0 | #176 Be/X-ray | 2 | |
| 0120.psftest | 10 | 11:43 | 02:00:00.0 | +55:00:00 | 1200 | 90 | 2.0 | #176 Be/X-ray | 2 | |
| 0121.psftest | 10 | 11:43 | 02:00:00.0 | +55:00:00 | 1200 | 90 | 2.0 | #176 Be/X-ray | 2 | |
| 0122.psftest | 10 | 11:44 | 02:00:00.0 | +55:00:00 | 1200 | 90 | 2.0 | #176 Be/X-ray | 2 | |
| 0123.psftest | 10 | 11:44 | 02:00:00.0 | +55:00:00 | 1200 | 90 | 2.0 | #176 Be/X-ray | 2 | |
| 0124.psftest | 10 | 11:45 | 02:00:00.0 | +55:00:00 | 1200 | 90 | 2.0 | #176 Be/X-ray | 2 | |
| 0125.psftest | 10 | 11:46 | 02:00:00.0 | +55:00:00 | 1200 | 90 | 2.0 | #176 Be/X-ray | 2 | |
| 0126.psftest | 10 | 11:46 | 02:00:00.0 | +55:00:00 | 1200 | 90 | 2.0 | #176 Be/X-ray | 2 | |
| 0127-0136.BIAS | 0 | 11:50 | 02:00:00.0 | +55:00:00 | 1200 | 90 | 2.0 | #176 Be/X-ray | 2 | |
| 0137.test | 10 | 11:55 | 02:00:00.0 | +55:00:00 | 300 | 90 | 3.0 | #176 Be/X-ray | 2 | |
| 0138.test | 10 | 11:57 | 02:00:00.0 | +55:00:00 | 300 | 90 | 3.0 | #176 Be/X-ray | 2 | |
| 0139.test | 10 | 11:59 | 02:00:00.0 | +55:00:00 | 300 | 90 | 3.0 | #176 Be/X-ray | 2 | |
| 0140.test | 10 | 12:00 | 02:00:00.0 | +55:00:00 | 300 | 90 | 3.0 | #176 Be/X-ray | 2 | |
| 0141-0150.DARK | 900 | 14:38 | 02:00:00.0 | +55:00:00 | 300 | 90 | 3.0 | #176 Be/X-ray | 2 | |

UT Date 2007-09-14 Observers M CalkinsColl. Focus 1320 Grating/Grism 300

| File | Exp Time | UT Start | RA | Dec | Gr. | P.A. | Slit | Program | Bin | Comments |
|-----------------|----------|----------|------------|-----------|-----|------|------|----------------|-----|----------|
| 0001-0010.BIAS | 0 | 02:19 | 18:19:05.4 | +31:30:14 | 300 | 91 | 3.0 | #176 Be/X-ray | 2 | |
| 0011-0030.FLAT | 25 | 02:35 | 18:19:05.4 | +31:30:14 | 300 | 91 | 3.0 | #176 Be/X-ray | 2 | |
| 0031.BDp332642 | 120 | 02:51 | 15:52:00.0 | +32:56:54 | 300 | 81 | 3.0 | #56 Spectropho | 2 | |
| 0032.COMP | 12 | 02:53 | 15:52:00.0 | +32:56:54 | 300 | 81 | 3.0 | #56 Spectropho | 2 | |
| 0033.BDp332642 | 70 | 02:54 | 15:52:00.0 | +32:56:54 | 300 | 81 | 3.0 | #56 Spectropho | 2 | |
| 0034.COMP | 12 | 02:56 | 15:52:00.0 | +32:56:54 | 300 | 81 | 3.0 | #56 Spectropho | 2 | |
| 0035.HD136202 | 5 | 02:58 | 15:19:18.8 | +01:45:55 | 300 | 91 | 3.0 | #57 Velocity S | 2 | |
| 0036.COMP | 12 | 03:00 | 15:19:18.8 | +01:45:55 | 300 | 91 | 3.0 | #57 Velocity S | 2 | |
| 0037.HD136202 | 2 | 03:00 | 15:19:18.8 | +01:45:55 | 300 | 91 | 3.0 | #57 Velocity S | 2 | ID? |
| 0038.COMP | 12 | 03:01 | 15:19:18.8 | +01:45:55 | 300 | 91 | 3.0 | #57 Velocity S | 2 | |
| 0039.N5846 | 180 | 03:04 | 15:06:29.4 | +01:36:19 | 300 | 91 | 3.0 | #57 Velocity S | 2 | |
| 0040.COMP | 12 | 03:07 | 15:06:29.4 | +01:36:19 | 300 | 91 | 3.0 | #57 Velocity S | 2 | |
| 0041.IPHAS_B668 | 1200 | 03:10 | 18:57:08.0 | -04:14:25 | 300 | 91 | 3.0 | #157 IPHAS | 2 | |
| 0042.COMP | 12 | 03:30 | 18:57:08.0 | -04:14:25 | 300 | 91 | 3.0 | #157 IPHAS | 2 | |
| 0043.IPHAS_B671 | 1200 | 03:34 | 18:57:08.9 | -02:41:35 | 300 | 91 | 3.0 | #157 IPHAS | 2 | row=73 |
| 0044.COMP | 12 | 03:54 | 18:57:08.9 | -02:41:35 | 300 | 91 | 3.0 | #157 IPHAS | 2 | |
| 0045.IPHAS_B672 | 1500 | 03:58 | 18:57:07.6 | -02:40:46 | 300 | 91 | 3.0 | #157 IPHAS | 2 | row=75 |
| 0046.COMP | 12 | 04:24 | 18:57:07.6 | -02:40:46 | 300 | 91 | 3.0 | #157 IPHAS | 2 | |
| 0047.VSgr3798 | 240 | 04:25 | 18:15:25.7 | -19:39:15 | 300 | 91 | 3.0 | #99 Other | 2 | |
| 0048.COMP | 12 | 04:31 | 18:15:25.7 | -19:39:15 | 300 | 91 | 3.0 | #99 Other | 2 | |

UT Date 2007-09-14 Observers M CalkinsColl. Focus 1320 Grating/Grism 300

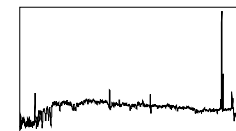
| <i>File</i> | <i>Exp Time</i> | <i>UT Start</i> | <i>RA</i> | <i>Dec</i> | <i>Gr.</i> | <i>P.A.</i> | <i>Slit</i> | <i>Program</i> | <i>Bin</i> | <i>Comments</i> |
|-----------------|-----------------|-----------------|------------|------------|------------|-------------|-------------|----------------|------------|-----------------|
| 0049.IPHAS_B673 | 900 | 04:33 | 18:57:49.9 | -01:48:26 | 300 | 91 | 3.0 | #157 IPHAS | 2 | |
| 0050.COMP | 12 | 04:49 | 18:57:49.9 | -01:48:26 | 300 | 91 | 3.0 | #157 IPHAS | 2 | |
| 0051.IPHAS_B674 | 300 | 04:51 | 18:57:13.0 | +00:12:08 | 300 | 91 | 3.0 | #157 IPHAS | 2 | |
| 0052.COMP | 12 | 04:57 | 18:57:13.0 | +00:12:08 | 300 | 91 | 3.0 | #157 IPHAS | 2 | |
| 0053.IPHAS_B675 | 1200 | 04:59 | 18:58:49.6 | -01:29:26 | 300 | 91 | 3.0 | #157 IPHAS | 2 | row=74 |
| 0054.COMP | 12 | 05:19 | 18:58:49.6 | -01:29:26 | 300 | 91 | 3.0 | #157 IPHAS | 2 | |
| 0055.IPHAS_B678 | 780 | 05:21 | 18:58:04.2 | -01:24:27 | 300 | 91 | 3.0 | #157 IPHAS | 2 | |
| 0056.COMP | 12 | 05:35 | 18:58:04.2 | -01:24:27 | 300 | 91 | 3.0 | #157 IPHAS | 2 | |
| 0057.IPHAS_B680 | 1260 | 05:36 | 18:58:50.2 | -01:57:05 | 300 | 91 | 3.0 | #157 IPHAS | 2 | |
| 0058.COMP | 12 | 05:58 | 18:58:50.2 | -01:57:05 | 300 | 91 | 3.0 | #157 IPHAS | 2 | |
| 0059.IPHAS_B681 | 1500 | 06:01 | 18:58:24.4 | +00:11:26 | 300 | 110 | 3.0 | #157 IPHAS | 2 | |
| 0060.COMP | 12 | 06:27 | 18:58:24.4 | +00:11:26 | 300 | 110 | 3.0 | #157 IPHAS | 2 | |
| 0061.BDp284211 | 80 | 06:30 | 21:51:11.1 | +28:51:53 | 300 | 73 | 3.0 | #56 Spectropho | 2 | |
| 0062.COMP | 12 | 06:31 | 21:51:11.1 | +28:51:53 | 300 | 73 | 3.0 | #56 Spectropho | 2 | |
| 0063.BDp284211 | 60 | 06:32 | 21:51:11.1 | +28:51:53 | 300 | 73 | 3.0 | #56 Spectropho | 2 | thin cirrus |
| 0064.COMP | 12 | 06:33 | 21:51:11.1 | +28:51:53 | 300 | 73 | 3.0 | #56 Spectropho | 2 | |
| 0065.BDp284211 | 50 | 06:34 | 21:51:11.1 | +28:51:53 | 300 | 73 | 3.0 | #56 Spectropho | 2 | |
| 0066.COMP | 12 | 06:36 | 21:51:11.1 | +28:51:53 | 300 | 73 | 3.0 | #56 Spectropho | 2 | |
| 0067.BDp174708 | 25 | 06:38 | 22:11:31.5 | +18:05:34 | 300 | 31 | 3.0 | #56 Spectropho | 2 | |
| 0068.BDp174708 | 25 | 06:38 | 22:11:31.5 | +18:05:34 | 300 | 31 | 3.0 | #56 Spectropho | 2 | |

UT Date 2007-09-14 Observers M CalkinsColl. Focus 1320 Grating/Grism 300

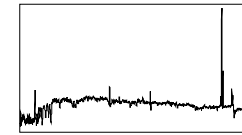
| File | Exp Time | UT Start | RA | Dec | Gr. | P.A. | Slit | Program | Bin | Comments |
|----------------|----------|----------|------------|-----------|-----|------|------|----------------|-----|----------|
| 0069.BDp174708 | 25 | 06:39 | 22:11:31.5 | +18:05:34 | 300 | 31 | 3.0 | #56 Spectropho | 2 | |
| 0070.COMP | 12 | 06:40 | 22:11:31.5 | +18:05:34 | 300 | 31 | 3.0 | #56 Spectropho | 2 | |
| 0071.fmfs479 | 1200 | 06:43 | 21:03:30.4 | -12:59:32 | 300 | 91 | 3.0 | #171 Local Uni | 2 | |
| 0072.COMP | 12 | 07:04 | 21:03:30.4 | -12:59:32 | 300 | 91 | 3.0 | #171 Local Uni | 2 | |
| 0073.fmfs480 | 480 | 07:06 | 21:03:51.9 | -12:27:55 | 300 | 91 | 3.0 | #171 Local Uni | 2 | |
| 0074.COMP | 12 | 07:15 | 21:03:51.9 | -12:27:55 | 300 | 91 | 3.0 | #171 Local Uni | 2 | |
| 0075.fmfs481 | 270 | 07:16 | 21:04:18.5 | -12:36:23 | 300 | 91 | 3.0 | #171 Local Uni | 2 | |
| 0076.COMP | 12 | 07:21 | 21:04:18.5 | -12:36:23 | 300 | 91 | 3.0 | #171 Local Uni | 2 | |
| 0077.fmfs482 | 300 | 07:22 | 21:04:46.4 | -12:45:48 | 300 | 91 | 3.0 | #171 Local Uni | 2 | |
| 0078.COMP | 12 | 07:28 | 21:04:46.4 | -12:45:48 | 300 | 91 | 3.0 | #171 Local Uni | 2 | |
| 0079.fmfs483 | 60 | 07:30 | 21:57:26.4 | -07:44:01 | 300 | 101 | 3.0 | #171 Local Uni | 2 | |
| 0080.COMP | 12 | 07:31 | 21:57:26.4 | -07:44:01 | 300 | 101 | 3.0 | #171 Local Uni | 2 | |
| 0081.fmfs484 | 720 | 07:33 | 21:57:30.7 | -07:47:27 | 300 | 91 | 3.0 | #171 Local Uni | 2 | |
| 0082.COMP | 12 | 07:46 | 21:57:30.7 | -07:47:27 | 300 | 91 | 3.0 | #171 Local Uni | 2 | |
| 0083.fmfs485 | 1200 | 07:49 | 21:59:19.4 | -07:49:04 | 300 | 91 | 3.0 | #171 Local Uni | 2 | |
| 0084.COMP | 12 | 08:09 | 21:59:19.4 | -07:49:04 | 300 | 91 | 3.0 | #171 Local Uni | 2 | |
| 0085.fmfs486 | 480 | 08:12 | 22:04:11.5 | -05:41:08 | 300 | 91 | 3.0 | #171 Local Uni | 2 | |
| 0086.COMP | 12 | 08:21 | 22:04:11.5 | -05:41:08 | 300 | 91 | 3.0 | #171 Local Uni | 2 | |
| 0087.fmfs487 | 480 | 08:23 | 22:04:14.8 | -05:55:55 | 300 | 91 | 3.0 | #171 Local Uni | 2 | |
| 0088.COMP | 12 | 08:31 | 22:04:14.8 | -05:55:55 | 300 | 91 | 3.0 | #171 Local Uni | 2 | |

UT Date 2007-09-14 Observers M CalkinsColl. Focus 1320 Grating/Grism 300

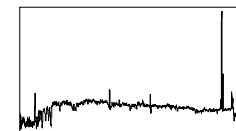
| File | Exp Time | UT Start | RA | Dec | Gr. | P.A. | Slit | Program | Bin | Comments |
|-----------------------|----------|----------|------------|-----------|-----|------|------|----------------|-----|-----------------------------------|
| 0089.fmfs488 | 480 | 08:33 | 22:04:20.6 | -05:51:54 | 300 | 91 | 3.0 | #171 Local Uni | 2 | |
| 0090.COMP | 12 | 08:41 | 22:04:20.6 | -05:51:54 | 300 | 91 | 3.0 | #171 Local Uni | 2 | |
| 0091.fmfs489 | 1200 | 08:44 | 22:04:29.1 | -05:17:51 | 300 | 72 | 3.0 | #171 Local Uni | 2 | |
| 0092.COMP | 12 | 09:05 | 22:04:29.1 | -05:17:51 | 300 | 72 | 3.0 | #171 Local Uni | 2 | |
| 0093.sn2007ig | 1800 | 09:17 | 01:32:19.8 | -07:51:36 | 300 | 1 | 3.0 | #2 SN Observat | 2 | row=82 |
| 0094.COMP | 12 | 09:49 | 01:32:19.8 | -07:51:36 | 300 | 1 | 3.0 | #2 SN Observat | 2 | |
| 0095.sn2007ir | 1800 | 09:54 | 02:08:34.1 | +29:14:14 | 300 | -27 | 3.0 | #2 SN Observat | 2 | row=75, try for better separation |
| 0096.COMP | 12 | 10:25 | 02:08:34.1 | +29:14:14 | 300 | -27 | 3.0 | #2 SN Observat | 2 | |
| 0097.sn2007ir | 1800 | 10:31 | 02:08:34.1 | +29:14:14 | 300 | 91 | 3.0 | #2 SN Observat | 2 | row=73 |
| 0098.COMP | 12 | 11:02 | 02:08:34.1 | +29:14:14 | 300 | 91 | 3.0 | #2 SN Observat | 2 | |
| 0099.04571160+3413157 | 300 | 11:05 | 04:57:11.6 | +34:13:16 | 300 | 63 | 3.0 | #141 Mapping t | 2 | |
| 0100.COMP | 12 | 11:11 | 04:57:11.6 | +34:13:16 | 300 | 63 | 3.0 | #141 Mapping t | 2 | |
| 0101.05012418+5119517 | 1500 | 11:14 | 05:01:24.2 | +51:19:52 | 300 | 91 | 3.0 | #141 Mapping t | 2 | clouds, try again |
| 0102.COMP | 12 | 11:40 | 05:01:24.2 | +51:19:52 | 300 | 91 | 3.0 | #141 Mapping t | 2 | |
| 0103.05030969+3054544 | 600 | 12:06 | 05:03:09.7 | +30:54:54 | 300 | 91 | 3.0 | #141 Mapping t | 2 | |
| 0104.COMP | 12 | 12:17 | 05:03:09.7 | +30:54:54 | 300 | 91 | 3.0 | #141 Mapping t | 2 | |
| 0105-0114.BIAS | 0 | 12:22 | 05:03:09.7 | +30:54:54 | 300 | 91 | 3.0 | #171 Local Uni | 2 | |
| 0115-0134.FLAT | 25 | 12:34 | 05:03:09.7 | +30:54:54 | 300 | 91 | 3.0 | #171 Local Uni | 2 | |
| 0135-0144.DARK | 900 | 14:55 | 05:03:09.7 | +30:54:54 | 300 | 91 | 3.0 | #171 Local Uni | 2 | |

UT Date 2007-09-15 Observers M CalkinsColl. Focus 1420 Grating/Grism 1200

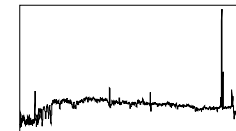
| File | Exp Time | UT Start | RA | Dec | Gr. | P.A. | Slit | Program | Bin | Comments |
|-------------------|----------|----------|------------|-----------|------|------|------|----------------|-----|--------------------------|
| 0001-0008.DARK | 900 | 01:44 | 05:03:09.7 | +30:54:54 | 300 | 91 | 3.0 | #171 Local Uni | 2 | |
| 0009-0020.BIAS | 0 | 02:02 | 05:03:09.7 | +30:54:54 | 300 | 91 | 3.0 | #171 Local Uni | 2 | |
| 0021.FLAT | 25 | 02:04 | 05:03:09.7 | +30:54:54 | 300 | 91 | 3.0 | #171 Local Uni | 2 | clouds all over |
| 0022-0040.FLAT | 25 | 02:15 | 05:03:09.7 | +30:54:54 | 300 | 91 | 3.0 | #171 Local Uni | 2 | |
| 0041.3C390.3 | 300 | 04:08 | 18:42:09.0 | +79:46:17 | 300 | 91 | 3.0 | #6 AGN Monitor | 2 | |
| 0042.3C390.3 | 300 | 04:14 | 18:42:09.0 | +79:46:17 | 300 | 91 | 3.0 | #6 AGN Monitor | 2 | through clouds |
| 0043.COMP | 12 | 04:19 | 18:42:09.0 | +79:46:17 | 300 | 91 | 3.0 | #6 AGN Monitor | 2 | |
| 0044.MRK509 | 180 | 04:23 | 20:44:09.8 | -10:43:24 | 300 | 91 | 3.0 | #6 AGN Monitor | 2 | |
| 0045.MRK509 | 180 | 04:26 | 20:44:09.8 | -10:43:24 | 300 | 91 | 3.0 | #6 AGN Monitor | 2 | |
| 0046.COMP | 12 | 04:30 | 20:44:09.8 | -10:43:24 | 300 | 91 | 3.0 | #6 AGN Monitor | 2 | |
| 0047.sn2007fs | 1800 | 05:03 | 22:01:40.4 | -21:30:30 | 300 | -13 | 3.0 | #2 SN Observat | 2 | |
| 0048.COMP | 12 | 05:34 | 22:01:40.4 | -21:30:30 | 300 | -13 | 3.0 | #2 SN Observat | 2 | |
| 0049.FLAT | 60 | 06:09 | 19:45:39.3 | +27:21:55 | 1200 | 91 | 2.0 | #176 Be/X-ray | 2 | 1200L, 2arcsec, tilt=800 |
| 0050-0058.FLAT | 60 | 06:19 | 19:45:39.3 | +27:21:55 | 1200 | 91 | 2.0 | #176 Be/X-ray | 2 | |
| 0059.XTEJ1946p274 | 1800 | 07:45 | 19:45:39.3 | +27:21:55 | 1200 | 91 | 2.0 | #176 Be/X-ray | 2 | |
| 0060.COMP | 15 | 08:16 | 19:45:39.3 | +27:21:55 | 1200 | 91 | 2.0 | #176 Be/X-ray | 2 | |
| 0061.BDp404032 | 45 | 08:18 | 20:08:24.1 | +41:15:04 | 1200 | 91 | 2.0 | #176 Be/X-ray | 2 | |
| 0062.COMP | 15 | 08:19 | 20:08:24.1 | +41:15:04 | 1200 | 91 | 2.0 | #176 Be/X-ray | 2 | |
| 0063.HD192281 | 60 | 08:27 | 20:12:33.1 | +40:16:06 | 1200 | 91 | 2.0 | #176 Be/X-ray | 2 | |
| 0064.COMP | 15 | 08:29 | 20:12:33.1 | +40:16:06 | 1200 | 91 | 2.0 | #176 Be/X-ray | 2 | |

UT Date 2007-09-15 Observers M CalkinsColl. Focus 1420 Grating/Grism 1200

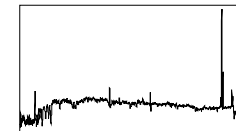
| File | Exp Time | UT Start | RA | Dec | Gr. | P.A. | Slit | Program | Bin | Comments |
|---------------------|----------|----------|------------|-----------|------|------|------|----------------|-----|---------------------|
| 0065.SAXJ21035p4545 | 1500 | 08:58 | 21:03:35.7 | +45:45:05 | 1200 | 91 | 2.0 | #176 Be/X-ray | 2 | |
| 0066.COMP | 12 | 09:24 | 21:03:35.7 | +45:45:05 | 1200 | 91 | 2.0 | #176 Be/X-ray | 2 | |
| 0067.sn2007i1 | 1500 | 10:10 | 01:27:09.7 | +14:46:46 | 300 | 32 | 3.0 | #2 SN Observat | 2 | row=82, combo setup |
| 0068.COMP | 12 | 10:36 | 01:27:09.7 | +14:46:46 | 300 | 32 | 3.0 | #2 SN Observat | 2 | |
| 0069.sn2007if | 1800 | 10:41 | 01:10:51.4 | +15:27:40 | 300 | 53 | 3.0 | #2 SN Observat | 2 | |
| 0070.COMP | 12 | 11:13 | 01:10:51.4 | +15:27:40 | 300 | 53 | 3.0 | #2 SN Observat | 2 | |
| 0071.sn2007gr | 1200 | 11:16 | 02:43:28.0 | +37:20:45 | 300 | 110 | 3.0 | #2 SN Observat | 2 | |
| 0072.COMP | 12 | 11:37 | 02:43:28.0 | +37:20:45 | 300 | 110 | 3.0 | #2 SN Observat | 2 | |
| 0073.G191B2B | 180 | 11:47 | 05:05:30.6 | +52:49:57 | 300 | 91 | 3.0 | #56 Spectropho | 2 | |
| 0074.COMP | 12 | 11:51 | 05:05:30.6 | +52:49:57 | 300 | 91 | 3.0 | #56 Spectropho | 2 | |
| 0075.G191B2B | 180 | 11:52 | 05:05:30.6 | +52:49:57 | 300 | 38 | 3.0 | #56 Spectropho | 2 | |
| 0076.COMP | 12 | 11:56 | 05:05:30.6 | +52:49:57 | 300 | 38 | 3.0 | #56 Spectropho | 2 | |
| 0077.HD19445 | 3 | 11:58 | 03:08:26.3 | +26:20:29 | 300 | 67 | 3.0 | #56 Spectropho | 2 | |
| 0078.COMP | 12 | 11:59 | 03:08:26.3 | +26:20:29 | 300 | 67 | 3.0 | #56 Spectropho | 2 | |
| 0079.HD19445 | 6 | 12:00 | 03:08:26.3 | +26:20:29 | 300 | 67 | 3.0 | #56 Spectropho | 2 | |
| 0080.COMP | 12 | 12:00 | 03:08:26.3 | +26:20:29 | 300 | 67 | 3.0 | #56 Spectropho | 2 | |
| 0081.fmf096 | 600 | 12:03 | 02:44:01.5 | +36:26:35 | 300 | 91 | 3.0 | #171f Local Un | 2 | row=77 |
| 0082.COMP | 12 | 12:14 | 02:44:01.5 | +36:26:35 | 300 | 91 | 3.0 | #171f Local Un | 2 | |
| 0083-0092.BIAS | 0 | 12:20 | 02:44:01.5 | +36:26:35 | 300 | 91 | 3.0 | #2 SN Observat | 2 | |
| 0093-0112.FLAT | 25 | 12:32 | 02:44:01.5 | +36:26:35 | 300 | 91 | 3.0 | #2 SN Observat | 2 | |

UT Date 2007-09-15 Observers M CalkinsColl. Focus 1420 Grating/Grism 1200

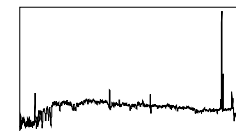
| <i>File</i> | <i>Exp Time</i> | <i>UT Start</i> | <i>RA</i> | <i>Dec</i> | <i>Gr.</i> | <i>P.A.</i> | <i>Slit</i> | <i>Program</i> | <i>Bin</i> | <i>Comments</i> |
|----------------|-----------------|-----------------|------------|------------|------------|-------------|-------------|----------------|------------|-----------------|
| 0113-0122.DARK | 900 | 14:52 | 02:44:01.5 | +36:26:35 | 300 | 91 | 3.0 | #2 SN Observat | 2 | |

UT Date 2007-09-16 Observers M CalkinsColl. Focus 1320 Grating/Grism 300

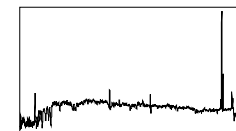
| <i>File</i> | <i>Exp Time</i> | <i>UT Start</i> | <i>RA</i> | <i>Dec</i> | <i>Gr.</i> | <i>P.A.</i> | <i>Slit</i> | <i>Program</i> | <i>Bin</i> | <i>Comments</i> |
|----------------|-----------------|-----------------|------------|------------|------------|-------------|-------------|----------------|------------|-----------------|
| 0001-0010.DARK | 900 | 02:13 | 02:44:01.5 | +36:26:35 | 300 | 91 | 3.0 | #2 SN Observat | 2 | |
| 0011-0020.BIAS | 0 | 03:11 | 02:44:01.5 | +36:26:35 | 300 | 91 | 3.0 | #2 SN Observat | 2 | |
| 0021-0040.FLAT | 25 | 04:24 | 02:44:01.5 | +36:26:35 | 300 | 91 | 3.0 | #2 SN Observat | 2 | |
| 0041-0050.DARK | 900 | 13:36 | 02:44:01.5 | +36:26:35 | 300 | 91 | 3.0 | #2 SN Observat | 2 | |

UT Date 2007-09-17 Observers M CalkinsColl. Focus 1320 Grating/Grism 300

| <i>File</i> | <i>Exp Time</i> | <i>UT Start</i> | <i>RA</i> | <i>Dec</i> | <i>Gr.</i> | <i>P.A.</i> | <i>Slit</i> | <i>Program</i> | <i>Bin</i> | <i>Comments</i> |
|----------------|-----------------|-----------------|------------|------------|------------|-------------|-------------|----------------|------------|-----------------|
| 0001-0010.DARK | 900 | 00:47 | 02:44:01.5 | +36:26:35 | 300 | 91 | 3.0 | #2 SN Observat | 2 | |
| 0011-0030.BIAS | 0 | 01:34 | 02:44:01.5 | +36:26:35 | 300 | 91 | 3.0 | #2 SN Observat | 2 | |
| 0031-0050.FLAT | 25 | 01:46 | 02:44:01.5 | +36:26:35 | 300 | 91 | 3.0 | #2 SN Observat | 2 | |

UT Date 2007-09-18 Observers M CalkinsColl. Focus 1320 Grating/Grism 300

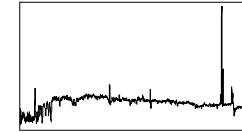
| File | Exp Time | UT Start | RA | Dec | Gr. | P.A. | Slit | Program | Bin | Comments |
|----------------|----------|----------|------------|-----------|-----|------|------|----------------|-----|----------|
| 0001-0010.DARK | 900 | 01:58 | 15:56:17.5 | +31:31:47 | 300 | 91 | 3.0 | #2 SN Observat | 2 | |
| 0011-0030.BIAS | 0 | 02:18 | 15:56:17.5 | +31:31:47 | 300 | 91 | 3.0 | #2 SN Observat | 2 | |
| 0031-0050.FLAT | 25 | 02:31 | 15:56:17.5 | +31:31:47 | 300 | 91 | 3.0 | #2 SN Observat | 2 | |
| 0051.BDp284211 | 50 | 07:51 | 21:51:11.1 | +28:51:53 | 300 | 78 | 3.0 | #56 Spectropho | 2 | |
| 0052.COMP | 12 | 07:52 | 21:51:11.1 | +28:51:53 | 300 | 78 | 3.0 | #56 Spectropho | 2 | |
| 0053.BDp174708 | 24 | 07:54 | 22:11:31.5 | +18:05:34 | 300 | 110 | 3.0 | #56 Spectropho | 2 | |
| 0054.BDp174708 | 24 | 07:55 | 22:11:31.5 | +18:05:34 | 300 | 110 | 3.0 | #56 Spectropho | 2 | |
| 0055.COMP | 12 | 07:56 | 22:11:31.5 | +18:05:34 | 300 | 110 | 3.0 | #56 Spectropho | 2 | |
| 0056.sn2007hj | 1200 | 07:59 | 23:01:47.9 | +15:35:11 | 300 | 48 | 3.0 | #2 SN Observat | 2 | |
| 0057.COMP | 12 | 08:20 | 23:01:47.9 | +15:35:11 | 300 | 48 | 3.0 | #2 SN Observat | 2 | |
| 0058.HD217577 | 8 | 08:23 | 23:01:33.2 | +19:16:11 | 300 | 91 | 3.0 | #173 Small Sol | 2 | |
| 0059.HD217577 | 8 | 08:24 | 23:01:33.2 | +19:16:11 | 300 | 91 | 3.0 | #173 Small Sol | 2 | |
| 0060.COMP | 12 | 08:25 | 23:01:33.2 | +19:16:11 | 300 | 91 | 3.0 | #173 Small Sol | 2 | |
| 0061.4954 | 30 | 08:36 | 22:43:59.1 | -19:28:03 | 300 | 91 | 3.0 | #173 Small Sol | 2 | |
| 0062.COMP | 12 | 08:37 | 22:43:59.1 | -19:28:03 | 300 | 91 | 3.0 | #173 Small Sol | 2 | |
| 0063.HD20984 | 20 | 08:40 | 22:06:41.4 | -14:44:14 | 300 | 91 | 3.0 | #173 Small Sol | 2 | |
| 0064.COMP | 12 | 08:41 | 22:06:41.4 | -14:44:14 | 300 | 91 | 3.0 | #173 Small Sol | 2 | |
| 0065.4954 | 30 | 08:46 | 22:43:59.1 | -19:28:03 | 300 | 91 | 3.0 | #173 Small Sol | 2 | tol=800 |
| 0066.COMP | 10 | 08:47 | 22:43:59.1 | -19:28:03 | 300 | 91 | 3.0 | #173 Small Sol | 2 | |
| 0067.4954 | 60 | 08:48 | 22:43:59.1 | -19:28:03 | 300 | 91 | 3.0 | #173 Small Sol | 2 | |

UT Date 2007-09-18 Observers M CalkinsColl. Focus 1320 Grating/Grism 300

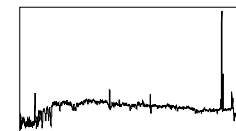
| <i>File</i> | <i>Exp Time</i> | <i>UT Start</i> | <i>RA</i> | <i>Dec</i> | <i>Gr.</i> | <i>P.A.</i> | <i>Slit</i> | <i>Program</i> | <i>Bin</i> | <i>Comments</i> |
|----------------|-----------------|-----------------|------------|------------|------------|-------------|-------------|----------------|------------|-----------------|
| 0068.COMP | 10 | 08:50 | 22:43:59.1 | -19:28:03 | 300 | 91 | 3.0 | #173 Small Sol | 2 | |
| 0069.HD20984 | 30 | 08:51 | 22:06:41.4 | -14:44:14 | 300 | 91 | 3.0 | #173 Small Sol | 2 | |
| 0070.COMP | 10 | 08:53 | 22:06:41.4 | -14:44:14 | 300 | 91 | 3.0 | #173 Small Sol | 2 | |
| 0071-0077.FLAT | 25 | 09:01 | 22:06:41.4 | -14:44:14 | 300 | 91 | 3.0 | #173 Small Sol | 2 | |
| 0078.fmfs029 | 780 | 09:16 | 01:09:32.8 | -15:06:41 | 300 | 91 | 3.0 | #171 Local Uni | 2 | |
| 0079.COMP | 12 | 09:30 | 01:09:32.8 | -15:06:41 | 300 | 91 | 3.0 | #171 Local Uni | 2 | |
| 0080.fmfs030 | 900 | 09:31 | 01:09:35.1 | -15:14:23 | 300 | 91 | 3.0 | #171 Local Uni | 2 | |
| 0081.COMP | 12 | 09:47 | 01:09:35.1 | -15:14:23 | 300 | 91 | 3.0 | #171 Local Uni | 2 | |
| 0082.fmfs031 | 1200 | 09:48 | 01:09:38.4 | -15:01:05 | 300 | 91 | 3.0 | #171 Local Uni | 2 | |
| 0083.COMP | 12 | 10:09 | 01:09:38.4 | -15:01:05 | 300 | 91 | 3.0 | #171 Local Uni | 2 | |
| 0084.sn2007ir | 1800 | 10:55 | 02:33:41.9 | +37:40:08 | 300 | 91 | 3.0 | #2 SN Observat | 2 | |
| 0085.COMP | 12 | 11:26 | 02:33:41.9 | +37:40:08 | 300 | 91 | 3.0 | #2 SN Observat | 2 | |
| 0086-0105.BIAS | 0 | 11:56 | 02:33:41.9 | +37:40:08 | 300 | 91 | 3.0 | #171 Local Uni | 2 | |
| 0106-0125.FLAT | 25 | 12:12 | 02:33:41.9 | +37:40:08 | 300 | 91 | 3.0 | #171 Local Uni | 2 | |
| 0126-0135.DARK | 900 | 14:36 | 02:33:41.9 | +37:40:08 | 300 | 91 | 3.0 | #171 Local Uni | 2 | |

UT Date 2007-09-19 Observers P BerlindColl. Focus 1320 Grating/Grism 300

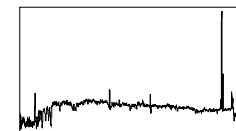
| File | Exp Time | UT Start | RA | Dec | Gr. | P.A. | Slit | Program | Bin | Comments |
|----------------|----------|----------|------------|-----------|-----|------|------|----------------|-----|-----------------|
| 0001-0010.BIAS | 0 | 00:57 | 17:03:32.9 | +31:31:05 | 300 | 91 | 3.0 | #171 Local Uni | 2 | |
| 0011-0025.FLAT | 25 | 01:06 | 17:03:32.9 | +31:31:05 | 300 | 91 | 3.0 | #171 Local Uni | 2 | |
| 0026.sky | 3 | 01:39 | 18:00:00.0 | +32:00:00 | 300 | 91 | 3.0 | #57 Velocity S | 2 | clearing nicely |
| 0027-0030.sky | 3 | 01:40 | 18:00:00.0 | +32:00:00 | 300 | 91 | 3.0 | #57 Velocity S | 2 | |
| 0031.COMP | 10 | 01:41 | 18:00:00.0 | +32:00:00 | 300 | 91 | 3.0 | #57 Velocity S | 2 | |
| 0032.AGDra | 2 | 02:13 | 16:01:41.0 | +66:48:10 | 300 | 91 | 3.0 | #12 Symbiotic | 2 | |
| 0033.AGDra | 15 | 02:13 | 16:01:41.0 | +66:48:10 | 300 | 91 | 3.0 | #12 Symbiotic | 2 | |
| 0034.AGDra | 30 | 02:14 | 16:01:41.0 | +66:48:10 | 300 | 91 | 3.0 | #12 Symbiotic | 2 | |
| 0035.COMP | 10 | 02:15 | 16:01:41.0 | +66:48:10 | 300 | 91 | 3.0 | #12 Symbiotic | 2 | |
| 0036.TCrB | 15 | 02:17 | 15:59:30.0 | +25:55:12 | 300 | 91 | 3.0 | #12 Symbiotic | 2 | |
| 0037.TCrB | 45 | 02:18 | 15:59:30.0 | +25:55:12 | 300 | 91 | 3.0 | #12 Symbiotic | 2 | |
| 0038.COMP | 10 | 02:19 | 15:59:30.0 | +25:55:12 | 300 | 91 | 3.0 | #12 Symbiotic | 2 | |
| 0039.RSOph | 10 | 02:23 | 17:50:13.0 | -06:42:30 | 300 | 26 | 3.0 | #12 Symbiotic | 2 | |
| 0040.RSOph | 60 | 02:23 | 17:50:13.0 | -06:42:30 | 300 | 26 | 3.0 | #12 Symbiotic | 2 | |
| 0041.COMP | 10 | 02:25 | 17:50:13.0 | -06:42:30 | 300 | 26 | 3.0 | #12 Symbiotic | 2 | |
| 0042.XX0ph | 10 | 02:27 | 17:43:56.0 | -06:16:08 | 300 | 26 | 3.0 | #12 Symbiotic | 2 | |
| 0043.XX0ph | 2 | 02:28 | 17:43:56.0 | -06:16:08 | 300 | 26 | 3.0 | #12 Symbiotic | 2 | |
| 0044.COMP | 10 | 02:28 | 17:43:56.0 | -06:16:08 | 300 | 26 | 3.0 | #12 Symbiotic | 2 | |
| 0045.VSgr3798 | 240 | 02:32 | 18:15:25.7 | -19:39:15 | 300 | 14 | 3.0 | #99 Other | 2 | for Dave Latham |
| 0046.COMP | 10 | 02:36 | 18:15:25.7 | -19:39:15 | 300 | 14 | 3.0 | #99 Other | 2 | |

UT Date 2007-09-19 Observers P BerlindColl. Focus 1320 Grating/Grism 300

| File | Exp Time | UT Start | RA | Dec | Gr. | P.A. | Slit | Program | Bin | Comments |
|------------|----------|----------|------------|-----------|-----|------|------|---------------|-----|--------------------------|
| 0047.AS338 | 10 | 02:40 | 19:03:47.0 | +16:26:17 | 300 | 91 | 3.0 | #12 Symbiotic | 2 | |
| 0048.AS338 | 60 | 02:41 | 19:03:47.0 | +16:26:17 | 300 | 91 | 3.0 | #12 Symbiotic | 2 | |
| 0049.AS338 | 180 | 02:43 | 19:03:47.0 | +16:26:17 | 300 | 91 | 3.0 | #12 Symbiotic | 2 | |
| 0050.COMP | 10 | 02:46 | 19:03:47.0 | +16:26:17 | 300 | 91 | 3.0 | #12 Symbiotic | 2 | |
| 0051.BFCyg | 1 | 02:47 | 19:23:53.0 | +29:40:27 | 300 | 91 | 3.0 | #12 Symbiotic | 2 | |
| 0052.BFCyg | 3 | 02:48 | 19:23:53.0 | +29:40:27 | 300 | 91 | 3.0 | #12 Symbiotic | 2 | |
| 0053.BFCyg | 30 | 02:49 | 19:23:53.0 | +29:40:27 | 300 | 91 | 3.0 | #12 Symbiotic | 2 | |
| 0054.BFCyg | 60 | 02:50 | 19:23:53.0 | +29:40:27 | 300 | 91 | 3.0 | #12 Symbiotic | 2 | |
| 0055.COMP | 10 | 02:51 | 19:23:53.0 | +29:40:27 | 300 | 91 | 3.0 | #12 Symbiotic | 2 | |
| 0056.AS360 | 10 | 02:52 | 19:45:49.0 | +18:36:49 | 300 | 91 | 3.0 | #12 Symbiotic | 2 | |
| 0057.AS360 | 60 | 02:53 | 19:45:49.0 | +18:36:49 | 300 | 91 | 3.0 | #12 Symbiotic | 2 | |
| 0058.AS360 | 300 | 02:54 | 19:45:49.0 | +18:36:49 | 300 | 91 | 3.0 | #12 Symbiotic | 2 | |
| 0059.COMP | 10 | 03:00 | 19:45:49.0 | +18:36:49 | 300 | 91 | 3.0 | #12 Symbiotic | 2 | delays for rotator tests |
| 0060.PUVu1 | 10 | 03:08 | 20:21:13.0 | +21:34:21 | 300 | 91 | 3.0 | #12 Symbiotic | 2 | |
| 0061.PUVu1 | 60 | 03:09 | 20:21:13.0 | +21:34:21 | 300 | 91 | 3.0 | #12 Symbiotic | 2 | |
| 0062.COMP | 10 | 03:10 | 20:21:13.0 | +21:34:21 | 300 | 91 | 3.0 | #12 Symbiotic | 2 | |
| 0063.CICyg | 1 | 03:11 | 19:50:12.0 | +35:41:02 | 300 | 91 | 3.0 | #12 Symbiotic | 2 | |
| 0064.CICyg | 10 | 03:12 | 19:50:12.0 | +35:41:02 | 300 | 91 | 3.0 | #12 Symbiotic | 2 | |
| 0065.CICyg | 60 | 03:12 | 19:50:12.0 | +35:41:02 | 300 | 91 | 3.0 | #12 Symbiotic | 2 | |
| 0066.COMP | 10 | 03:14 | 19:50:12.0 | +35:41:02 | 300 | 91 | 3.0 | #12 Symbiotic | 2 | |

UT Date 2007-09-19 Observers P BerlindColl. Focus 1320 Grating/Grism 300

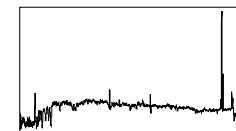
| File | Exp Time | UT Start | RA | Dec | Gr. | P.A. | Slit | Program | Bin | Comments |
|-----------------------|----------|----------|------------|-----------|-----|------|------|----------------|-----|--|
| 0067.sn2007is | 974 | 03:21 | 16:47:14.6 | +40:14:37 | 300 | 87 | 3.0 | #2 SN Observat | 2 | ackk stopped short by clouds, forming overhead |
| 0068.COMP | 10 | 03:38 | 16:47:14.6 | +40:14:37 | 300 | 87 | 3.0 | #2 SN Observat | 2 | |
| 0069.CHCyg | 2 | 03:40 | 19:24:33.0 | +50:14:30 | 300 | 87 | 3.0 | #12 Symbiotic | 2 | |
| 0070.CHCyg | 2 | 03:40 | 19:24:33.0 | +50:14:30 | 300 | 87 | 3.0 | #12 Symbiotic | 2 | |
| 0071.CHCyg | 5 | 03:41 | 19:24:33.0 | +50:14:30 | 300 | 87 | 3.0 | #12 Symbiotic | 2 | |
| 0072.CHCyg | 30 | 03:41 | 19:24:33.0 | +50:14:30 | 300 | 87 | 3.0 | #12 Symbiotic | 2 | |
| 0073.COMP | 10 | 03:42 | 19:24:33.0 | +50:14:30 | 300 | 87 | 3.0 | #12 Symbiotic | 2 | |
| 0074.19132061+4746469 | 300 | 03:50 | 19:13:20.6 | +47:46:47 | 300 | 105 | 3.0 | #141 Mapping t | 2 | |
| 0075.COMP | 10 | 03:55 | 19:13:20.6 | +47:46:47 | 300 | 105 | 3.0 | #141 Mapping t | 2 | |
| 0076.19220855+4709180 | 300 | 03:58 | 19:22:08.6 | +47:09:18 | 300 | 0 | 3.0 | #141 Mapping t | 2 | |
| 0077.COMP | 10 | 04:03 | 19:22:08.6 | +47:09:18 | 300 | 0 | 3.0 | #141 Mapping t | 2 | |
| 0078.19214919+4921232 | 300 | 04:04 | 19:21:49.2 | +49:21:23 | 300 | 0 | 3.0 | #141 Mapping t | 2 | |
| 0079.COMP | 10 | 04:09 | 19:21:49.2 | +49:21:23 | 300 | 0 | 3.0 | #141 Mapping t | 2 | |
| 0080.19221675+5144553 | 300 | 04:11 | 19:22:16.8 | +51:44:55 | 300 | 0 | 3.0 | #141 Mapping t | 2 | |
| 0081.COMP | 10 | 04:16 | 19:22:16.8 | +51:44:55 | 300 | 0 | 3.0 | #141 Mapping t | 2 | |
| 0082.19214045+5309222 | 525 | 04:19 | 19:21:40.5 | +53:09:22 | 300 | 0 | 3.0 | #141 Mapping t | 2 | |
| 0083.COMP | 10 | 04:28 | 19:21:40.5 | +53:09:22 | 300 | 0 | 3.0 | #141 Mapping t | 2 | |
| 0084.19185833+5951146 | 432 | 04:30 | 19:18:58.3 | +59:51:15 | 300 | 0 | 3.0 | #141 Mapping t | 2 | |
| 0085.COMP | 10 | 04:37 | 19:18:58.3 | +59:51:15 | 300 | 0 | 3.0 | #141 Mapping t | 2 | |
| 0086.19192372+6056272 | 300 | 04:38 | 19:19:23.7 | +60:56:27 | 300 | 0 | 3.0 | #141 Mapping t | 2 | |

UT Date 2007-09-19 Observers P BerlindColl. Focus 1320 Grating/Grism 300

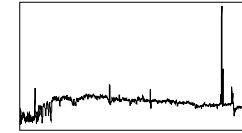
| <i>File</i> | <i>Exp Time</i> | <i>UT Start</i> | <i>RA</i> | <i>Dec</i> | <i>Gr.</i> | <i>P.A.</i> | <i>Slit</i> | <i>Program</i> | <i>Bin</i> | <i>Comments</i> |
|-----------------------|-----------------|-----------------|------------|------------|------------|-------------|-------------|----------------|------------|-----------------|
| 0087.COMP | 10 | 04:43 | 19:19:23.7 | +60:56:27 | 300 | 0 | 3.0 | #141 Mapping t | 2 | |
| 0088.19201680+6317433 | 300 | 04:44 | 19:20:16.8 | +63:17:43 | 300 | 0 | 3.0 | #141 Mapping t | 2 | |
| 0089.COMP | 10 | 04:50 | 19:20:16.8 | +63:17:43 | 300 | 0 | 3.0 | #141 Mapping t | 2 | |
| 0090.19253014+6236315 | 300 | 04:51 | 19:25:30.1 | +62:36:32 | 300 | 0 | 3.0 | #141 Mapping t | 2 | |
| 0091.COMP | 10 | 04:56 | 19:25:30.1 | +62:36:32 | 300 | 0 | 3.0 | #141 Mapping t | 2 | |
| 0092.19233464+7543212 | 360 | 04:57 | 19:23:34.6 | +75:43:21 | 300 | 0 | 3.0 | #141 Mapping t | 2 | |
| 0093.COMP | 10 | 05:04 | 19:23:34.6 | +75:43:21 | 300 | 0 | 3.0 | #141 Mapping t | 2 | |
| 0094.BDp284211 | 120 | 05:11 | 21:51:11.1 | +28:51:53 | 300 | 90 | 3.0 | #56 Spectropho | 2 | stopped by fog |
| 0095.COMP | 10 | 05:14 | 21:51:11.1 | +28:51:53 | 300 | 90 | 3.0 | #56 Spectropho | 2 | |
| 0096-0105.BIAS | 0 | 10:13 | 21:51:11.1 | +28:51:53 | 300 | 90 | 3.0 | #141 Mapping t | 2 | |
| 0106-0120.FLAT | 25 | 10:22 | 21:51:11.1 | +28:51:53 | 300 | 90 | 3.0 | #141 Mapping t | 2 | |
| 0121-0130.DARK | 900 | 12:46 | 21:51:11.1 | +28:51:53 | 300 | 90 | 3.0 | #141 Mapping t | 2 | |

UT Date 2007-09-20 Observers P BerlindColl. Focus 1320 Grating/Grism 300

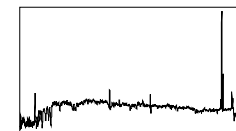
| File | Exp Time | UT Start | RA | Dec | Gr. | P.A. | Slit | Program | Bin | Comments |
|-----------------------|----------|----------|------------|-----------|-----|------|------|----------------|-----|-----------------------|
| 0001-0010.BIAS | 0 | 00:51 | 17:18:04.8 | +31:30:55 | 300 | 90 | 3.0 | #141 Mapping t | 2 | |
| 0011-0025.FLAT | 25 | 01:01 | 17:18:04.8 | +31:30:55 | 300 | 90 | 3.0 | #141 Mapping t | 2 | |
| 0026.sky | 3 | 01:36 | 18:10:00.0 | +32:00:00 | 300 | 90 | 3.0 | #57 Velocity S | 2 | clearing nicely again |
| 0027-0030.sky | 3 | 01:37 | 18:10:00.0 | +32:00:00 | 300 | 90 | 3.0 | #57 Velocity S | 2 | |
| 0031.COMP | 10 | 01:38 | 18:10:00.0 | +32:00:00 | 300 | 90 | 3.0 | #57 Velocity S | 2 | |
| 0032.17220809+3046076 | 240 | 02:15 | 17:22:08.1 | +30:46:08 | 300 | 90 | 3.0 | #141 Mapping t | 2 | |
| 0034.17280875+3158550 | 240 | 02:20 | 17:28:08.7 | +31:58:55 | 300 | 90 | 3.0 | #141 Mapping t | 2 | |
| 0035.COMP | 10 | 02:24 | 17:28:08.7 | +31:58:55 | 300 | 90 | 3.0 | #141 Mapping t | 2 | |
| 0038.17231497+4604316 | 240 | 02:29 | 17:23:15.0 | +46:04:32 | 300 | 95 | 3.0 | #141 Mapping t | 2 | |
| 0039.COMP | 10 | 02:34 | 17:23:15.0 | +46:04:32 | 300 | 95 | 3.0 | #141 Mapping t | 2 | |
| 0040.17215047+5132518 | 210 | 02:34 | 17:21:50.5 | +51:32:52 | 300 | 95 | 3.0 | #141 Mapping t | 2 | |
| 0041.COMP | 10 | 02:38 | 17:21:50.5 | +51:32:52 | 300 | 95 | 3.0 | #141 Mapping t | 2 | |
| 0042.17244081+6949418 | 180 | 02:39 | 17:24:40.8 | +69:49:42 | 300 | 95 | 3.0 | #141 Mapping t | 2 | |
| 0043.COMP | 10 | 02:43 | 17:24:40.8 | +69:49:42 | 300 | 95 | 3.0 | #141 Mapping t | 2 | |
| 0044.17285692+7120333 | 240 | 02:43 | 17:28:56.9 | +71:20:33 | 300 | 95 | 3.0 | #141 Mapping t | 2 | |
| 0045.COMP | 10 | 02:48 | 17:28:56.9 | +71:20:33 | 300 | 95 | 3.0 | #141 Mapping t | 2 | |
| 0048.17324012+6842195 | 240 | 02:54 | 17:32:40.1 | +68:42:19 | 300 | 95 | 3.0 | #141 Mapping t | 2 | ok |
| 0049.COMP | 10 | 02:58 | 17:32:40.1 | +68:42:19 | 300 | 95 | 3.0 | #141 Mapping t | 2 | |
| 0050.17362485+6731572 | 210 | 02:59 | 17:36:24.8 | +67:31:57 | 300 | 95 | 3.0 | #141 Mapping t | 2 | |
| 0051.COMP | 10 | 03:03 | 17:36:24.8 | +67:31:57 | 300 | 95 | 3.0 | #141 Mapping t | 2 | |

UT Date 2007-09-20 Observers P BerlindColl. Focus 1320 Grating/Grism 300

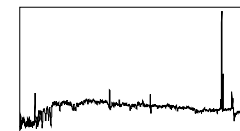
| File | Exp Time | UT Start | RA | Dec | Gr. | P.A. | Slit | Program | Bin | Comments |
|-----------------------|----------|----------|------------|-----------|-----|------|------|----------------|-----|----------|
| 0052.17423174+6735320 | 180 | 03:04 | 17:42:31.7 | +67:35:32 | 300 | 95 | 3.0 | #141 Mapping t | 2 | |
| 0053.COMP | 10 | 03:07 | 17:42:31.7 | +67:35:32 | 300 | 95 | 3.0 | #141 Mapping t | 2 | |
| 0054.17430905+6732299 | 210 | 03:08 | 17:43:09.1 | +67:32:30 | 300 | 85 | 3.0 | #141 Mapping t | 2 | |
| 0055.COMP | 10 | 03:12 | 17:43:09.1 | +67:32:30 | 300 | 85 | 3.0 | #141 Mapping t | 2 | |
| 0056.17424395+6505438 | 180 | 03:13 | 17:42:43.9 | +65:05:44 | 300 | 85 | 3.0 | #141 Mapping t | 2 | |
| 0057.COMP | 10 | 03:16 | 17:42:43.9 | +65:05:44 | 300 | 85 | 3.0 | #141 Mapping t | 2 | |
| 0058.17434478+5723418 | 240 | 03:17 | 17:43:44.8 | +57:23:42 | 300 | 90 | 3.0 | #141 Mapping t | 2 | |
| 0059.COMP | 10 | 03:22 | 17:43:44.8 | +57:23:42 | 300 | 90 | 3.0 | #141 Mapping t | 2 | |
| 0060.17334537+5642309 | 240 | 03:22 | 17:33:45.4 | +56:42:31 | 300 | 90 | 3.0 | #141 Mapping t | 2 | |
| 0061.COMP | 10 | 03:27 | 17:33:45.4 | +56:42:31 | 300 | 90 | 3.0 | #141 Mapping t | 2 | |
| 0062.17322337+5153282 | 360 | 03:28 | 17:32:23.4 | +51:53:28 | 300 | 90 | 3.0 | #141 Mapping t | 2 | |
| 0063.COMP | 10 | 03:34 | 17:32:23.4 | +51:53:28 | 300 | 90 | 3.0 | #141 Mapping t | 2 | |
| 0064.17362241+4938020 | 210 | 03:35 | 17:36:22.4 | +49:38:02 | 300 | 90 | 3.0 | #141 Mapping t | 2 | |
| 0065.COMP | 10 | 03:39 | 17:36:22.4 | +49:38:02 | 300 | 90 | 3.0 | #141 Mapping t | 2 | |
| 0066.17315886+4609295 | 180 | 03:40 | 17:31:58.9 | +46:09:30 | 300 | 90 | 3.0 | #141 Mapping t | 2 | |
| 0067.COMP | 10 | 03:43 | 17:31:58.9 | +46:09:30 | 300 | 90 | 3.0 | #141 Mapping t | 2 | |
| 0068.17392014+4052422 | 240 | 03:44 | 17:39:20.1 | +40:52:42 | 300 | 70 | 3.0 | #141 Mapping t | 2 | |
| 0069.COMP | 10 | 03:49 | 17:39:20.1 | +40:52:42 | 300 | 70 | 3.0 | #141 Mapping t | 2 | |
| 0070.17422268+3855021 | 240 | 03:50 | 17:42:22.7 | +38:55:02 | 300 | 90 | 3.0 | #141 Mapping t | 2 | |
| 0072.17300481+3712434 | 210 | 03:55 | 17:30:04.8 | +37:12:43 | 300 | 90 | 3.0 | #141 Mapping t | 2 | |

UT Date 2007-09-20 Observers P BerlindColl. Focus 1320 Grating/Grism 300

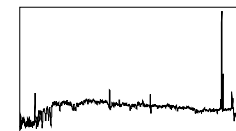
| File | Exp Time | UT Start | RA | Dec | Gr. | P.A. | Slit | Program | Bin | Comments |
|-----------------------|----------|----------|------------|-----------|-----|------|------|----------------|-----|-------------------------------------|
| 0073.COMP | 10 | 03:59 | 17:30:04.8 | +37:12:43 | 300 | 90 | 3.0 | #141 Mapping t | 2 | |
| 0074.17372728+3728357 | 210 | 04:00 | 17:37:27.3 | +37:28:36 | 300 | 90 | 3.0 | #141 Mapping t | 2 | |
| 0076.17370854+3618077 | 240 | 04:05 | 17:37:08.5 | +36:18:08 | 300 | 90 | 3.0 | #141 Mapping t | 2 | |
| 0077.COMP | 10 | 04:09 | 17:37:08.5 | +36:18:08 | 300 | 90 | 3.0 | #141 Mapping t | 2 | |
| 0078.17302689+3210411 | 180 | 04:10 | 17:30:26.9 | +32:10:41 | 300 | 90 | 3.0 | #141 Mapping t | 2 | |
| 0079.COMP | 10 | 04:13 | 17:30:26.9 | +32:10:41 | 300 | 90 | 3.0 | #141 Mapping t | 2 | |
| 0080.17453191+4029518 | 180 | 04:14 | 17:45:31.9 | +40:29:52 | 300 | 90 | 3.0 | #141 Mapping t | 2 | |
| 0081.COMP | 10 | 04:17 | 17:45:31.9 | +40:29:52 | 300 | 90 | 3.0 | #141 Mapping t | 2 | |
| 0082.HD192281 | 5 | 04:20 | 20:12:33.1 | +40:16:06 | 300 | 90 | 5.0 | #56 Spectropho | 2 | 5-sec slit, seeing 1.5, clear skies |
| 0083.HD192281 | 5 | 04:20 | 20:12:33.1 | +40:16:06 | 300 | 90 | 5.0 | #56 Spectropho | 2 | |
| 0084.HD192281 | 5 | 04:21 | 20:12:33.1 | +40:16:06 | 300 | 90 | 5.0 | #56 Spectropho | 2 | |
| 0085.HD192281 | 5 | 04:21 | 20:12:33.1 | +40:16:06 | 300 | 90 | 5.0 | #56 Spectropho | 2 | |
| 0086.HD192281 | 5 | 04:21 | 20:12:33.1 | +40:16:06 | 300 | 90 | 5.0 | #56 Spectropho | 2 | |
| 0089.HD192281 | 5 | 04:23 | 20:12:33.1 | +40:16:06 | 300 | 90 | 5.0 | #56 Spectropho | 2 | |
| 0090.HD192281 | 5 | 04:23 | 20:12:33.1 | +40:16:06 | 300 | 90 | 5.0 | #56 Spectropho | 2 | |
| 0091.HD192281 | 5 | 04:24 | 20:12:33.1 | +40:16:06 | 300 | 90 | 5.0 | #56 Spectropho | 2 | |
| 0093.BDp284211 | 60 | 04:26 | 21:51:11.1 | +28:51:53 | 300 | 90 | 5.0 | #56 Spectropho | 2 | 5-sec slit |
| 0094.BDp284211 | 60 | 04:27 | 21:51:11.1 | +28:51:53 | 300 | 90 | 5.0 | #56 Spectropho | 2 | |
| 0095.BDp284211 | 60 | 04:29 | 21:51:11.1 | +28:51:53 | 300 | 90 | 5.0 | #56 Spectropho | 2 | |
| 0096.BDp284211 | 60 | 04:31 | 21:51:11.1 | +28:51:53 | 300 | 90 | 5.0 | #56 Spectropho | 2 | |

UT Date 2007-09-20 Observers P BerlindColl. Focus 1320 Grating/Grism 300

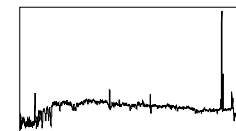
| File | Exp Time | UT Start | RA | Dec | Gr. | P.A. | Slit | Program | Bin | Comments |
|----------------|----------|----------|------------|-----------|-----|------|------|----------------|-----|------------|
| 0097.BDp284211 | 60 | 04:32 | 21:51:11.1 | +28:51:53 | 300 | 90 | 5.0 | #56 Spectropho | 2 | |
| 0098.COMP | 8 | 04:34 | 21:51:11.1 | +28:51:53 | 300 | 90 | 5.0 | #56 Spectropho | 2 | |
| 0099.FLAT | 15 | 04:34 | 21:51:11.1 | +28:51:53 | 300 | 90 | 5.0 | #56 Spectropho | 2 | 5-sec slit |
| 0101-0108.FLAT | 15 | 04:38 | 21:51:11.1 | +28:51:53 | 300 | 90 | 5.0 | #56 Spectropho | 2 | |
| 0110.BDp284211 | 90 | 04:42 | 21:51:11.1 | +28:51:53 | 300 | 90 | 3.0 | #56 Spectropho | 2 | |
| 0111.COMP | 10 | 04:44 | 21:51:11.1 | +28:51:53 | 300 | 90 | 3.0 | #56 Spectropho | 2 | |
| 0113.BDp174708 | 45 | 04:47 | 22:11:31.5 | +18:05:34 | 300 | 90 | 3.0 | #56 Spectropho | 2 | |
| 0114.BDp174708 | 45 | 04:48 | 22:11:31.5 | +18:05:34 | 300 | 90 | 3.0 | #56 Spectropho | 2 | |
| 0115.COMP | 10 | 04:49 | 22:11:31.5 | +18:05:34 | 300 | 90 | 3.0 | #56 Spectropho | 2 | |
| 0116.fmfs490 | 600 | 04:51 | 22:04:39.0 | -05:20:55 | 300 | 90 | 3.0 | #171 Local Uni | 2 | |
| 0118.fmfs491 | 497 | 05:02 | 22:04:42.5 | -05:58:56 | 300 | 90 | 3.0 | #171 Local Uni | 2 | |
| 0119.COMP | 10 | 05:11 | 22:04:42.5 | -05:58:56 | 300 | 90 | 3.0 | #171 Local Uni | 2 | |
| 0120.fmfs492 | 720 | 05:12 | 22:04:43.1 | -05:24:18 | 300 | 90 | 3.0 | #171 Local Uni | 2 | |
| 0121.COMP | 10 | 05:24 | 22:04:43.1 | -05:24:18 | 300 | 90 | 3.0 | #171 Local Uni | 2 | |
| 0123.COMP | 10 | 05:33 | 22:04:45.2 | -05:43:54 | 300 | 90 | 3.0 | #171 Local Uni | 2 | |
| 0124.HD209847 | 30 | 05:36 | 22:06:41.4 | -14:44:14 | 300 | 0 | 3.0 | #173 Small Sol | 2 | |
| 0126.HD209847 | 30 | 05:37 | 22:06:41.4 | -14:44:14 | 300 | 0 | 3.0 | #173 Small Sol | 2 | |
| 0127.COMP | 10 | 05:38 | 22:06:41.4 | -14:44:14 | 300 | 0 | 3.0 | #173 Small Sol | 2 | |
| 0128.2002SV | 1800 | 05:41 | 22:21:31.8 | -03:55:50 | 300 | 0 | 3.0 | #173 Small Sol | 2 | |
| 0129.COMP | 10 | 06:12 | 22:21:31.8 | -03:55:50 | 300 | 0 | 3.0 | #173 Small Sol | 2 | |

UT Date 2007-09-20 Observers P BerlindColl. Focus 1320 Grating/Grism 300

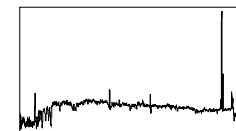
| File | Exp Time | UT Start | RA | Dec | Gr. | P.A. | Slit | Program | Bin | Comments |
|---------------|----------|----------|------------|-----------|-----|------|------|----------------|-----|----------------------------|
| 0130.Eric4954 | 274 | 06:14 | 22:38:51.1 | -18:18:19 | 300 | 0 | 3.0 | #173 Small Sol | 2 | |
| 0131.COMP | 10 | 06:19 | 22:38:51.1 | -18:18:19 | 300 | 0 | 3.0 | #173 Small Sol | 2 | |
| 0132.sn2007hj | 1200 | 06:22 | 23:01:47.9 | +15:35:11 | 300 | 0 | 3.0 | #2 SN Observat | 2 | |
| 0133.COMP | 10 | 06:43 | 23:01:47.9 | +15:35:11 | 300 | 0 | 3.0 | #2 SN Observat | 2 | |
| 0134.fmfs496 | 600 | 06:45 | 22:04:52.7 | -05:48:09 | 300 | 0 | 3.0 | #171 Local Uni | 2 | clouds forming overhead... |
| 0135.COMP | 10 | 06:55 | 22:04:52.7 | -05:48:09 | 300 | 0 | 3.0 | #171 Local Uni | 2 | |
| 0136.RAqr | 2 | 06:57 | 23:43:49.0 | -15:17:05 | 300 | 0 | 3.0 | #12 Symbiotic | 2 | |
| 0137.RAqr | 5 | 06:57 | 23:43:49.0 | -15:17:05 | 300 | 0 | 3.0 | #12 Symbiotic | 2 | |
| 0138.RAqr | 30 | 06:58 | 23:43:49.0 | -15:17:05 | 300 | 0 | 3.0 | #12 Symbiotic | 2 | |
| 0139.COMP | 10 | 06:59 | 23:43:49.0 | -15:17:05 | 300 | 0 | 3.0 | #12 Symbiotic | 2 | |
| 0141.ZAnd | 1 | 07:03 | 23:33:40.0 | +48:49:06 | 300 | 90 | 3.0 | #12 Symbiotic | 2 | |
| 0142.ZAnd | 10 | 07:04 | 23:33:40.0 | +48:49:06 | 300 | 90 | 3.0 | #12 Symbiotic | 2 | |
| 0143.ZAnd | 30 | 07:04 | 23:33:40.0 | +48:49:06 | 300 | 90 | 3.0 | #12 Symbiotic | 2 | |
| 0144.COMP | 10 | 07:06 | 23:33:40.0 | +48:49:06 | 300 | 90 | 3.0 | #12 Symbiotic | 2 | |
| 0145.EGAnd | 1 | 07:07 | 00:44:37.0 | +40:40:47 | 300 | 90 | 3.0 | #12 Symbiotic | 2 | |
| 0146.EGAnd | 5 | 07:07 | 00:44:37.0 | +40:40:47 | 300 | 90 | 3.0 | #12 Symbiotic | 2 | |
| 0147.EGAnd | 5 | 07:09 | 00:44:37.0 | +40:40:47 | 300 | 90 | 3.0 | #12 Symbiotic | 2 | |
| 0149.AXPer | 4 | 07:11 | 01:36:23.0 | +54:15:03 | 300 | 90 | 3.0 | #12 Symbiotic | 2 | |
| 0150.AXPer | 30 | 07:11 | 01:36:23.0 | +54:15:03 | 300 | 90 | 3.0 | #12 Symbiotic | 2 | |
| 0151.AXPer | 60 | 07:13 | 01:36:23.0 | +54:15:03 | 300 | 90 | 3.0 | #12 Symbiotic | 2 | |

UT Date 2007-09-20 Observers P BerlindColl. Focus 1320 Grating/Grism 300

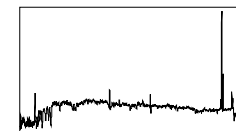
| <i>File</i> | <i>Exp Time</i> | <i>UT Start</i> | <i>RA</i> | <i>Dec</i> | <i>Gr.</i> | <i>P.A.</i> | <i>Slit</i> | <i>Program</i> | <i>Bin</i> | <i>Comments</i> |
|---------------|-----------------|-----------------|------------|------------|------------|-------------|-------------|----------------|------------|-----------------|
| 0152.COMP | 10 | 07:14 | 01:36:23.0 | +54:15:03 | 300 | 90 | 3.0 | #12 Symbiotic | 2 | |
| 0153.fmfs032 | 600 | 07:18 | 01:09:48.9 | -15:34:44 | 300 | 90 | 3.0 | #171 Local Uni | 2 | |
| 0154.COMP | 10 | 07:28 | 01:09:48.9 | -15:34:44 | 300 | 90 | 3.0 | #171 Local Uni | 2 | |
| 0155.fmfs033 | 600 | 07:30 | 01:09:52.4 | -15:29:12 | 300 | 90 | 3.0 | #171 Local Uni | 2 | |
| 0156.COMP | 10 | 07:40 | 01:09:52.4 | -15:29:12 | 300 | 90 | 3.0 | #171 Local Uni | 2 | |
| 0157.fmfs034 | 480 | 07:41 | 01:10:22.6 | -15:11:38 | 300 | 90 | 3.0 | #171 Local Uni | 2 | |
| 0158.COMP | 10 | 07:49 | 01:10:22.6 | -15:11:38 | 300 | 90 | 3.0 | #171 Local Uni | 2 | |
| 0159.fmfs035 | 720 | 07:51 | 01:10:23.7 | -15:20:22 | 300 | 90 | 3.0 | #171 Local Uni | 2 | |
| 0160.COMP | 10 | 08:03 | 01:10:23.7 | -15:20:22 | 300 | 90 | 3.0 | #171 Local Uni | 2 | |
| 0161.fmfs036 | 720 | 08:04 | 01:10:31.4 | -15:09:12 | 300 | 90 | 3.0 | #171 Local Uni | 2 | |
| 0162.COMP | 10 | 08:16 | 01:10:31.4 | -15:09:12 | 300 | 90 | 3.0 | #171 Local Uni | 2 | |
| 0163.sn2007if | 1800 | 08:20 | 01:10:51.4 | +15:27:40 | 300 | 90 | 3.0 | #2 SN Observat | 2 | |
| 0164.COMP | 10 | 08:50 | 01:10:51.4 | +15:27:40 | 300 | 90 | 3.0 | #2 SN Observat | 2 | |
| 0165.sn2007gr | 900 | 08:52 | 02:43:28.0 | +37:20:45 | 300 | 90 | 3.0 | #2 SN Observat | 2 | |
| 0166.COMP | 10 | 09:07 | 02:43:28.0 | +37:20:45 | 300 | 90 | 3.0 | #2 SN Observat | 2 | |
| 0167.kep_w5_1 | 30 | 09:10 | 02:53:16.9 | +60:26:50 | 300 | 0 | 3.0 | #179 OB Stars | 2 | |
| 0168.COMP | 10 | 09:11 | 02:53:16.9 | +60:26:50 | 300 | 0 | 3.0 | #179 OB Stars | 2 | |
| 0169.kep_w5_2 | 30 | 09:11 | 02:52:44.1 | +60:23:29 | 300 | 0 | 3.0 | #179 OB Stars | 2 | |
| 0170.COMP | 10 | 09:12 | 02:52:44.1 | +60:23:29 | 300 | 0 | 3.0 | #179 OB Stars | 2 | |
| 0171.kep_w5_3 | 30 | 09:13 | 02:51:36.5 | +60:33:12 | 300 | 0 | 3.0 | #179 OB Stars | 2 | |

UT Date 2007-09-20 Observers P BerlindColl. Focus 1320 Grating/Grism 300

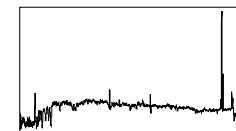
| File | Exp Time | UT Start | RA | Dec | Gr. | P.A. | Slit | Program | Bin | Comments |
|----------------|----------|----------|------------|-----------|-----|------|------|---------------|-----|----------|
| 0173.kep_w5_4 | 30 | 09:14 | 02:47:32.8 | +60:24:57 | 300 | 0 | 3.0 | #179 OB Stars | 2 | |
| 0174.COMP | 10 | 09:15 | 02:47:32.8 | +60:24:57 | 300 | 0 | 3.0 | #179 OB Stars | 2 | |
| 0177.kep_w5_6 | 30 | 09:17 | 02:53:11.3 | +60:37:25 | 300 | 0 | 3.0 | #179 OB Stars | 2 | |
| 0178.COMP | 10 | 09:18 | 02:53:11.3 | +60:37:25 | 300 | 0 | 3.0 | #179 OB Stars | 2 | |
| 0179.kep_w5_7 | 30 | 09:19 | 02:51:35.7 | +60:32:52 | 300 | 0 | 3.0 | #179 OB Stars | 2 | |
| 0180.COMP | 10 | 09:20 | 02:51:35.7 | +60:32:52 | 300 | 0 | 3.0 | #179 OB Stars | 2 | |
| 0182.COMP | 10 | 09:21 | 02:57:50.8 | +60:36:03 | 300 | 0 | 3.0 | #179 OB Stars | 2 | |
| 0183.kep_w5_9 | 30 | 09:22 | 02:51:10.4 | +60:46:37 | 300 | 0 | 3.0 | #179 OB Stars | 2 | |
| 0184.COMP | 10 | 09:23 | 02:51:10.4 | +60:46:37 | 300 | 0 | 3.0 | #179 OB Stars | 2 | |
| 0187.kep_w5_11 | 30 | 09:25 | 02:51:05.5 | +60:40:38 | 300 | 0 | 3.0 | #179 OB Stars | 2 | |
| 0188.COMP | 10 | 09:26 | 02:51:05.5 | +60:40:38 | 300 | 0 | 3.0 | #179 OB Stars | 2 | |
| 0190.COMP | 10 | 09:28 | 02:56:58.0 | +60:33:53 | 300 | 0 | 3.0 | #179 OB Stars | 2 | |
| 0191.kep_w5_13 | 30 | 09:28 | 02:54:50.9 | +60:44:36 | 300 | 0 | 3.0 | #179 OB Stars | 2 | |
| 0192.COMP | 10 | 09:29 | 02:54:50.9 | +60:44:36 | 300 | 0 | 3.0 | #179 OB Stars | 2 | |
| 0193.kep_w5_14 | 30 | 09:30 | 02:52:28.7 | +60:25:12 | 300 | 0 | 3.0 | #179 OB Stars | 2 | |
| 0194.COMP | 10 | 09:30 | 02:52:28.7 | +60:25:12 | 300 | 0 | 3.0 | #179 OB Stars | 2 | |
| 0195.kep_w5_15 | 30 | 09:31 | 02:53:07.6 | +60:36:07 | 300 | 0 | 3.0 | #179 OB Stars | 2 | |
| 0196.COMP | 10 | 09:32 | 02:53:07.6 | +60:36:07 | 300 | 0 | 3.0 | #179 OB Stars | 2 | |
| 0197.kep_w5_16 | 30 | 09:33 | 02:57:50.3 | +60:50:10 | 300 | 0 | 3.0 | #179 OB Stars | 2 | |
| 0198.COMP | 10 | 09:33 | 02:57:50.3 | +60:50:10 | 300 | 0 | 3.0 | #179 OB Stars | 2 | |

UT Date 2007-09-20 Observers P BerlindColl. Focus 1320 Grating/Grism 300

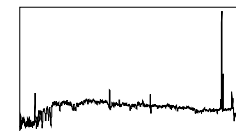
| File | Exp Time | UT Start | RA | Dec | Gr. | P.A. | Slit | Program | Bin | Comments |
|----------------|----------|----------|------------|-----------|-----|------|------|---------------|-----|----------|
| 0199.kep_w5_17 | 30 | 09:34 | 02:58:07.1 | +60:42:24 | 300 | 0 | 3.0 | #179 OB Stars | 2 | |
| 0202.COMP | 10 | 09:36 | 02:52:38.4 | +60:25:23 | 300 | 0 | 3.0 | #179 OB Stars | 2 | |
| 0203.kep_w5_19 | 30 | 09:37 | 02:52:10.0 | +61:04:01 | 300 | 0 | 3.0 | #179 OB Stars | 2 | |
| 0204.COMP | 10 | 09:38 | 02:52:10.0 | +61:04:01 | 300 | 0 | 3.0 | #179 OB Stars | 2 | |
| 0206.COMP | 10 | 09:40 | 02:45:43.1 | +60:19:57 | 300 | 0 | 3.0 | #179 OB Stars | 2 | |
| 0207.kep_w5_21 | 45 | 09:40 | 02:49:20.5 | +60:50:11 | 300 | 0 | 3.0 | #179 OB Stars | 2 | |
| 0208.COMP | 10 | 09:41 | 02:49:20.5 | +60:50:11 | 300 | 0 | 3.0 | #179 OB Stars | 2 | |
| 0209.kep_w5_22 | 45 | 09:42 | 02:48:58.8 | +60:43:02 | 300 | 0 | 3.0 | #179 OB Stars | 2 | |
| 0211.kep_w5_23 | 45 | 09:44 | 02:57:34.0 | +60:34:16 | 300 | 0 | 3.0 | #179 OB Stars | 2 | |
| 0212.COMP | 10 | 09:45 | 02:57:34.0 | +60:34:16 | 300 | 0 | 3.0 | #179 OB Stars | 2 | |
| 0215.kep_w5_25 | 45 | 09:47 | 02:55:45.7 | +60:44:25 | 300 | 0 | 3.0 | #179 OB Stars | 2 | |
| 0216.COMP | 10 | 09:48 | 02:55:45.7 | +60:44:25 | 300 | 0 | 3.0 | #179 OB Stars | 2 | |
| 0219.kep_w5_27 | 45 | 09:51 | 02:51:31.7 | +60:35:08 | 300 | 0 | 3.0 | #179 OB Stars | 2 | |
| 0220.COMP | 10 | 09:52 | 02:51:31.7 | +60:35:08 | 300 | 0 | 3.0 | #179 OB Stars | 2 | |
| 0221.kep_w5_28 | 45 | 09:53 | 02:51:36.2 | +60:41:23 | 300 | 0 | 3.0 | #179 OB Stars | 2 | |
| 0222.COMP | 10 | 09:54 | 02:51:36.2 | +60:41:23 | 300 | 0 | 3.0 | #179 OB Stars | 2 | |
| 0223.kep_w5_29 | 45 | 09:55 | 02:51:14.9 | +60:23:20 | 300 | -10 | 3.0 | #179 OB Stars | 2 | |
| 0224.COMP | 10 | 09:57 | 02:51:14.9 | +60:23:20 | 300 | -10 | 3.0 | #179 OB Stars | 2 | |
| 0225.kep_w5_30 | 45 | 09:57 | 02:54:27.2 | +61:07:26 | 300 | 0 | 3.0 | #179 OB Stars | 2 | |
| 0226.COMP | 10 | 09:59 | 02:54:27.2 | +61:07:26 | 300 | 0 | 3.0 | #179 OB Stars | 2 | |

UT Date 2007-09-20 Observers P BerlindColl. Focus 1320 Grating/Grism 300

| File | Exp Time | UT Start | RA | Dec | Gr. | P.A. | Slit | Program | Bin | Comments |
|----------------|----------|----------|------------|-----------|-----|------|------|---------------|-----|----------|
| 0227.kep_w5_31 | 45 | 09:59 | 02:47:30.4 | +60:40:36 | 300 | 0 | 3.0 | #179 OB Stars | 2 | |
| 0229.kep_w5_32 | 45 | 10:01 | 02:49:00.8 | +60:43:24 | 300 | 0 | 3.0 | #179 OB Stars | 2 | |
| 0230.COMP | 10 | 10:02 | 02:49:00.8 | +60:43:24 | 300 | 0 | 3.0 | #179 OB Stars | 2 | |
| 0231.kep_w5_33 | 45 | 10:03 | 02:57:05.9 | +60:55:30 | 300 | 0 | 3.0 | #179 OB Stars | 2 | |
| 0232.COMP | 10 | 10:04 | 02:57:05.9 | +60:55:30 | 300 | 0 | 3.0 | #179 OB Stars | 2 | |
| 0233.kep_w5_34 | 45 | 10:05 | 02:53:53.0 | +60:54:11 | 300 | 0 | 3.0 | #179 OB Stars | 2 | |
| 0234.COMP | 10 | 10:06 | 02:53:53.0 | +60:54:11 | 300 | 0 | 3.0 | #179 OB Stars | 2 | |
| 0235.kep_w5_34 | 45 | 10:06 | 02:53:53.0 | +60:54:11 | 300 | 0 | 3.0 | #179 OB Stars | 2 | |
| 0236.COMP | 10 | 10:08 | 02:53:53.0 | +60:54:11 | 300 | 0 | 3.0 | #179 OB Stars | 2 | |
| 0237.kep_w5_36 | 45 | 10:08 | 02:46:02.7 | +60:20:36 | 300 | 0 | 3.0 | #179 OB Stars | 2 | |
| 0238.COMP | 10 | 10:09 | 02:46:02.7 | +60:20:36 | 300 | 0 | 3.0 | #179 OB Stars | 2 | |
| 0239.kep_w5_37 | 45 | 10:10 | 02:46:54.5 | +60:33:48 | 300 | 0 | 3.0 | #179 OB Stars | 2 | |
| 0240.COMP | 10 | 10:11 | 02:46:54.5 | +60:33:48 | 300 | 0 | 3.0 | #179 OB Stars | 2 | |
| 0241.kep_w5_38 | 45 | 10:12 | 02:52:58.1 | +60:38:51 | 300 | 0 | 3.0 | #179 OB Stars | 2 | |
| 0242.COMP | 10 | 10:13 | 02:52:58.1 | +60:38:51 | 300 | 0 | 3.0 | #179 OB Stars | 2 | |
| 0244.COMP | 10 | 10:15 | 02:53:49.9 | +60:43:11 | 300 | 0 | 3.0 | #179 OB Stars | 2 | |
| 0245.kep_w5_40 | 45 | 10:15 | 02:53:47.5 | +60:29:18 | 300 | 0 | 3.0 | #179 OB Stars | 2 | |
| 0246.COMP | 10 | 10:16 | 02:53:47.5 | +60:29:18 | 300 | 0 | 3.0 | #179 OB Stars | 2 | |
| 0247.kep_w5_41 | 45 | 10:17 | 02:57:45.4 | +60:32:41 | 300 | 0 | 3.0 | #179 OB Stars | 2 | |
| 0248.COMP | 10 | 10:18 | 02:57:45.4 | +60:32:41 | 300 | 0 | 3.0 | #179 OB Stars | 2 | |

UT Date 2007-09-20 Observers P BerlindColl. Focus 1320 Grating/Grism 300

| File | Exp Time | UT Start | RA | Dec | Gr. | P.A. | Slit | Program | Bin | Comments |
|-----------------------|----------|----------|------------|-----------|-----|------|------|----------------|-----|----------|
| 0249.kep_w5_42 | 45 | 10:19 | 02:51:03.2 | +60:30:32 | 300 | 0 | 3.0 | #179 OB Stars | 2 | |
| 0250.COMP | 10 | 10:20 | 02:51:03.2 | +60:30:32 | 300 | 0 | 3.0 | #179 OB Stars | 2 | |
| 0253.kep_w5_44 | 45 | 10:23 | 02:47:38.1 | +60:36:51 | 300 | 0 | 3.0 | #179 OB Stars | 2 | |
| 0254.COMP | 10 | 10:24 | 02:47:38.1 | +60:36:51 | 300 | 0 | 3.0 | #179 OB Stars | 2 | |
| 0257.kep_w5_46 | 45 | 10:26 | 02:53:26.0 | +60:48:31 | 300 | 0 | 3.0 | #179 OB Stars | 2 | |
| 0258.COMP | 10 | 10:28 | 02:53:26.0 | +60:48:31 | 300 | 0 | 3.0 | #179 OB Stars | 2 | |
| 0260.COMP | 10 | 10:29 | 02:54:15.7 | +61:04:49 | 300 | 0 | 3.0 | #179 OB Stars | 2 | |
| 0261.kep_w5_48 | 45 | 10:30 | 02:51:14.9 | +60:23:30 | 300 | -10 | 3.0 | #179 OB Stars | 2 | |
| 0262.COMP | 10 | 10:31 | 02:51:14.9 | +60:23:30 | 300 | -10 | 3.0 | #179 OB Stars | 2 | |
| 0263.kep_w5_49 | 45 | 10:32 | 02:56:30.8 | +60:46:57 | 300 | 0 | 3.0 | #179 OB Stars | 2 | |
| 0264.COMP | 10 | 10:33 | 02:56:30.8 | +60:46:57 | 300 | 0 | 3.0 | #179 OB Stars | 2 | |
| 0265.kep_w5_50 | 45 | 10:34 | 02:53:10.3 | +61:02:39 | 300 | 0 | 3.0 | #179 OB Stars | 2 | |
| 0267.HD18352 | 2 | 10:36 | 02:59:47.4 | +61:17:24 | 300 | 0 | 3.0 | #179 OB Stars | 2 | |
| 0268.COMP | 10 | 10:36 | 02:59:47.4 | +61:17:24 | 300 | 0 | 3.0 | #179 OB Stars | 2 | |
| 0269.HD19445 | 10 | 10:38 | 03:08:26.3 | +26:20:29 | 300 | 0 | 3.0 | #56 Spectropho | 2 | |
| 0270.HD19445 | 10 | 10:38 | 03:08:26.3 | +26:20:29 | 300 | 0 | 3.0 | #56 Spectropho | 2 | |
| 0272.COMP | 10 | 10:39 | 03:08:26.3 | +26:20:29 | 300 | 0 | 3.0 | #56 Spectropho | 2 | |
| 0273.sn2007jg | 1800 | 10:42 | 03:29:50.8 | +00:03:25 | 300 | 0 | 3.0 | #2 SN Observat | 2 | |
| 0274.COMP | 10 | 11:13 | 03:29:50.8 | +00:03:25 | 300 | 0 | 3.0 | #2 SN Observat | 2 | |
| 0275.04571160+3413157 | 900 | 11:16 | 04:57:11.6 | +34:13:16 | 300 | 0 | 3.0 | #141 Mapping t | 2 | |

UT Date 2007-09-20 Observers P BerlindColl. Focus 1320 Grating/Grism 300

| <i>File</i> | <i>Exp Time</i> | <i>UT Start</i> | <i>RA</i> | <i>Dec</i> | <i>Gr.</i> | <i>P.A.</i> | <i>Slit</i> | <i>Program</i> | <i>Bin</i> | <i>Comments</i> |
|-----------------------|-----------------|-----------------|------------|------------|------------|-------------|-------------|----------------|------------|-----------------|
| 0276.COMP | 10 | 11:31 | 04:57:11.6 | +34:13:16 | 300 | 0 | 3.0 | #141 Mapping t | 2 | |
| 0277.05071298+2523259 | 900 | 11:33 | 05:07:13.0 | +25:23:26 | 300 | 0 | 3.0 | #141 Mapping t | 2 | |
| 0278.COMP | 10 | 11:48 | 05:07:13.0 | +25:23:26 | 300 | 0 | 3.0 | #141 Mapping t | 2 | |
| 0280.COMP | 10 | 11:55 | 04:08:03.4 | +10:56:17 | 300 | 0 | 3.0 | #141 Mapping t | 2 | |
| 0281.04104833+0617403 | 330 | 11:56 | 04:10:48.3 | +06:17:40 | 300 | 0 | 3.0 | #141 Mapping t | 2 | |
| 0282.COMP | 10 | 12:02 | 04:10:48.3 | +06:17:40 | 300 | 0 | 3.0 | #141 Mapping t | 2 | |
| 0283.04141603+0156063 | 240 | 12:02 | 04:14:16.0 | +01:56:06 | 300 | 0 | 3.0 | #141 Mapping t | 2 | |
| 0284.COMP | 10 | 12:07 | 04:14:16.0 | +01:56:06 | 300 | 0 | 3.0 | #141 Mapping t | 2 | |
| 0285.04145020+0146013 | 240 | 12:08 | 04:14:50.2 | +01:46:01 | 300 | 0 | 3.0 | #141 Mapping t | 2 | |
| 0286.COMP | 10 | 12:12 | 04:14:50.2 | +01:46:01 | 300 | 0 | 3.0 | #141 Mapping t | 2 | |
| 0287.NGC1700 | 120 | 12:14 | 04:56:58.1 | -04:52:23 | 300 | 90 | 3.0 | #57 Velocity S | 2 | |
| 0288.COMP | 10 | 12:16 | 04:56:58.1 | -04:52:23 | 300 | 90 | 3.0 | #57 Velocity S | 2 | |
| 0289-0297.BIAS | 0 | 12:22 | 04:56:59.6 | +33:09:58 | 300 | 90 | 3.0 | #12 Symbiotic | 2 | |
| 0299-0313.FLAT | 25 | 12:32 | 04:56:59.6 | +33:09:58 | 300 | 90 | 3.0 | #12 Symbiotic | 2 | |
| 0314-0323.DARK | 900 | 15:00 | 04:56:59.6 | +33:09:58 | 300 | 90 | 3.0 | #12 Symbiotic | 2 | |