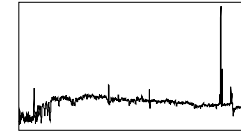
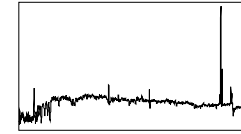
UT Date 2004-05-24 Observers J BattatColl. Focus 1020 Grating/Grism 300

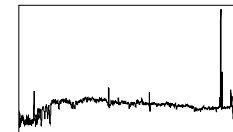
File	Exp Time	UT Start	RA	Dec	Gr.	P.A.	Slit	Program	Bir	Comments
0001.BIAS	0	2:25	20:00:00	32:00:00	300	90	3.0	#6 AGN Monitor	4	fast combo, 300line, 612tilt
0002-0010.BIAS	0	2:26	20:00:00	32:00:00	300	90	3.0	#6 AGN Monitor	4	
0011-0020.FLAT	8	2:29	20:00:00	32:00:00	300	90	3.0	#6 AGN Monitor	4	
0021-0030.BIAS	0	2:31	20:00:00	32:00:00	300	90	3.0	#6 AGN Monitor	2	
0031-0040.FLAT	16	2:37	20:00:00	32:00:00	300	90	3.0	#6 AGN Monitor	2	
0041.HD84937	12	3:24	09:48:56.1	13:44:39	300	90	3.0	#56 Spectropho	2	
0042.HD84937	12	3:24	09:48:56.1	13:44:39	300	90	3.0	#56 Spectropho	2	
0043.HD84937	12	3:25	09:48:56.1	13:44:39	300	90	3.0	#56 Spectropho	2	
0044.COMP	10	3:25	09:48:56.1	13:44:39	300	90	3.0	#56 Spectropho	2	
0045.Feige34	120	3:27	10:36:41.2	43:21:50	300	90	3.0	#56 Spectropho	2	
0046.Feige34	120	3:30	10:36:41.2	43:21:50	300	90	3.0	#56 Spectropho	2	
0047.COMP	10	3:32	10:36:41.2	43:21:50	300	90	3.0	#56 Spectropho	2	
0048.N3377	180	3:34	10:45:02.6	+14:14:51	300	90	3.0	#57 Velocity S	2	
0049.COMP	10	3:37	10:45:02.6	+14:14:51	300	90	3.0	#57 Velocity S	2	
0050.N3227	150	3:39	10:23:30.6	+19:51:54	300	90	3.0	#6 AGN Monitor	4	
0051.N3227	150	3:42	10:23:30.6	+19:51:54	300	90	3.0	#6 AGN Monitor	4	
0052.COMP	5	3:45	10:23:30.6	+19:51:54	300	90	3.0	#6 AGN Monitor	4	
0053.N4051	150	3:49	12:03:09.7	+44:31:53	300	90	3.0	#6 AGN Monitor	4	
0054.N4051	150	3:51	12:03:09.7	+44:31:53	300	90	3.0	#6 AGN Monitor	4	
0055.COMP	5	3:54	12:03:09.7	+44:31:53	300	90	3.0	#6 AGN Monitor	4	

UT Date 2004-05-24 Observers J BattatColl. Focus 1020 Grating/Grism 300

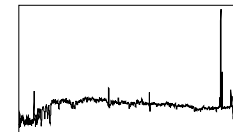
File	Exp Time	UT Start	RA	Dec	Gr.	P.A.	Slit	Program	Bir	Comments
0056.MRK421	300	3:55	11:04:27.4	+38:12:32	300	90	3.0	#133 MRK421 an	4	
0057.MRK421	300	4:00	11:04:27.4	+38:12:32	300	90	3.0	#133 MRK421 an	4	
0058.COMP	5	4:06	11:04:27.4	+38:12:32	300	90	3.0	#133 MRK421 an	4	
0059.N4151	30	4:09	12:10:32.6	+39:24:21	300	90	3.0	#6 AGN Monitor	4	
0060.N4151	30	4:09	12:10:32.6	+39:24:21	300	90	3.0	#6 AGN Monitor	4	
0061.COMP	5	4:10	12:10:32.6	+39:24:21	300	90	3.0	#6 AGN Monitor	4	
0062.M87	180	4:12	12:30:49.4	12:23:28	300	90	3.0	#6 AGN Monitor	4	
0063.M87	180	4:15	12:30:49.4	12:23:28	300	90	3.0	#6 AGN Monitor	4	
0064.COMP	5	4:18	12:30:49.4	12:23:28	300	90	3.0	#6 AGN Monitor	4	
0065.112018p34470_c	1200	4:25	11:22:55.8	34:28:6	300	90	3.0	#113 Interacti	2	
0066.COMP	10	4:45	11:22:55.8	34:28:6	300	90	3.0	#113 Interacti	2	
0067.114048p21560_b	1200	4:49	11:43:28.2	21:40:27	300	9	3.0	#113 Interacti	2	
0068.COMP	10	5:09	11:43:28.2	21:40:27	300	9	3.0	#113 Interacti	2	
0069.114048p21560_c	900	5:12	11:43:15.0	21:42:10	300	90	3.0	#113 Interacti	2	
0070.COMP	10	5:27	11:43:15.0	21:42:10	300	90	3.0	#113 Interacti	2	
0071.N5548	240	5:29	14:17:59.6	+25:08:12	300	90	3.0	#6 AGN Monitor	4	
0072.N5548	240	5:33	14:17:59.6	+25:08:12	300	90	3.0	#6 AGN Monitor	4	
0073.COMP	5	5:38	14:17:59.6	+25:08:12	300	90	3.0	#6 AGN Monitor	4	
0074.114048p21560_d	1500	5:42	11:43:36.0	21:36:53	300	-20	3.0	#113 Interacti	2	
0075.COMP	10	6:08	11:43:36.0	21:36:53	300	-20	3.0	#113 Interacti	2	

UT Date 2004-05-24 Observers J BattatColl. Focus 1020 Grating/Grism 300

File	Exp Time	UT Start	RA	Dec	Gr.	P.A.	Slit	Program	Bir	Comments
0076.145036+16530	540	6:16	14:52:57.7	+16:41:50	300	90	3.0	#84f Updated Z	4	
0077.COMP	5	6:26	14:52:57.7	+16:41:50	300	90	3.0	#84f Updated Z	4	
0078.143312p22570.b	1800	6:33	14:35:29.0	22:43:37	300	110	3.0	#113 Interacti	2	
0079.COMP	10	7:04	14:35:29.0	22:43:37	300	110	3.0	#113 Interacti	2	
0080.154242+23010	600	7:07	15:44:50.4	+22:51:19	300	90	3.0	#84f Updated Z	4	
0081.COMP	5	7:17	15:44:50.4	+22:51:19	300	90	3.0	#84f Updated Z	4	
0082.153748+21590	540	7:19	15:39:56.8	+21:49:27	300	90	3.0	#84f Updated Z	4	
0083.COMP	5	7:28	15:39:56.8	+21:49:27	300	90	3.0	#84f Updated Z	4	
0084.152930+25240	600	7:30	15:31:36.9	+25:14:33	300	90	3.0	#84f Updated Z	4	
0085.COMP	5	7:40	15:31:36.9	+25:14:33	300	90	3.0	#84f Updated Z	4	
0086.151912+21230	600	7:42	15:21:30.4	+21:11:27	300	70	3.0	#84f Updated Z	4	
0087.COMP	5	7:53	15:21:30.4	+21:11:27	300	70	3.0	#84f Updated Z	4	
0088.154548+17580	540	7:54	15:48:03.7	+17:48:28	300	70	3.0	#84f Updated Z	4	
0089.COMP	5	8:03	15:48:03.7	+17:48:28	300	70	3.0	#84f Updated Z	4	
0090.170554+11550	510	8:06	17:08:15.9	+11:50:59	300	90	3.0	#84f Updated Z	4	
0091.COMP	5	8:15	17:08:15.9	+11:50:59	300	90	3.0	#84f Updated Z	4	
0092.165618+38170	300	8:16	16:58:01.7	+38:13:09	300	90	3.0	#84f Updated Z	4	
0093.COMP	5	8:22	16:58:01.7	+38:13:09	300	90	3.0	#84f Updated Z	4	
0094.175112+44590	510	8:24	17:52:40.6	+44:58:57	300	100	3.0	#84f Updated Z	4	
0095.COMP	5	8:33	17:52:40.6	+44:58:57	300	100	3.0	#84f Updated Z	4	

UT Date 2004-05-24 Observers J BattatColl. Focus 1020 Grating/Grism 300

File	Exp Time	UT Start	RA	Dec	Gr.	P.A.	Slit	Program	Bir	Comments
0096.162842+41130	540	8:34	16:30:19.1	+41:06:07	300	100	3.0	#84f Updated Z	4	
0097.COMP	5	8:44	16:30:19.1	+41:06:07	300	100	3.0	#84f Updated Z	4	
0098.162012p39030_c	1800	8:48	16:21:51.9	38:57:13	300	90	3.0	#113 Interacti	2	
0099.COMP	10	9:19	16:21:51.9	38:57:13	300	90	3.0	#113 Interacti	2	
0100.2M185032.7+162144	900	9:24	18:50:32.7	+16:21:44	300	110	3.0	#68 2MASS Reds	4	broad feature at pixel 40
0101.COMP	5	9:39	18:50:32.7	+16:21:44	300	110	3.0	#68 2MASS Reds	4	
0102.2M193157.1+395824	1200	9:42	19:31:57.1	+39:58:24	300	80	3.0	#68 2MASS Reds	4	
0103.COMP	5	10:02	19:31:57.1	+39:58:24	300	80	3.0	#68 2MASS Reds	4	
0104.2M195418.0+405625	900	10:04	19:54:18.0	+40:56:25	300	80	3.0	#68 2MASS Reds	4	
0105.COMP	5	10:20	19:54:18.0	+40:56:25	300	80	3.0	#68 2MASS Reds	4	
0106.2M201017.4+480021	900	10:22	20:10:17.4	+48:0:21	300	80	3.0	#68 2MASS Reds	4	central obj
0107.COMP	5	10:37	20:10:17.4	+48:0:21	300	80	3.0	#68 2MASS Reds	4	
0108.2M202132.5+494537	1200	10:39	20:21:32.5	+49:45:37	300	90	3.0	#68 2MASS Reds	4	
0109.COMP	5	11:00	20:21:32.5	+49:45:37	300	90	3.0	#68 2MASS Reds	4	
0110.2M203923.5+521949	950	11:02	20:39:23.5	+52:19:49	300	90	3.0	#68 2MASS Reds	4	no comp
0111.FineFoc	60	11:26	20:01:52.4	31:39:17	300	90	3.0	#6 AGN Monitor	1	
0112.HD192281	30	11:34	20:10:46.8	40:07:01	300	90	3.0	#56 Spectropho	2	saturated ignore this one
0113.HD192281	15	11:34	20:10:46.8	40:07:01	300	90	3.0	#56 Spectropho	2	sky getting very bright
0114.HD192281	15	11:35	20:10:46.8	40:07:01	300	90	3.0	#56 Spectropho	2	
0115.COMP	10	11:36	20:10:46.8	40:07:01	300	90	3.0	#56 Spectropho	2	

UT Date 2004-05-24 Observers J BattatColl. Focus 1020 Grating/Grism 300

<i>File</i>	<i>Exp Time</i>	<i>UT Start</i>	<i>RA</i>	<i>Dec</i>	<i>Gr.</i>	<i>P.A.</i>	<i>Slit</i>	<i>Program</i>	<i>Bin</i>	<i>Comments</i>
0116-0125.BIAS	0	11:46	20:31:23.0	41:04:50	300	90	3.0	#6 AGN Monitor	4	
0126-0135.FLAT	8	11:49	20:31:23.0	41:04:50	300	90	3.0	#6 AGN Monitor	4	
0136-0145.BIAS	0	11:51	20:31:23.0	41:04:50	300	90	3.0	#6 AGN Monitor	2	
0146-0155.FLAT	16	11:57	20:31:23.0	41:04:50	300	90	3.0	#6 AGN Monitor	2	
0156-0165.DARK	900	15:21	20:31:23.0	41:04:50	300	90	3.0	#6 AGN Monitor	4	
0166-0174.DARK	900	17:39	20:31:23.0	41:04:50	300	90	3.0	#6 AGN Monitor	2	