


UT Date 2004-01-15 Observers M CalkinsColl. Focus 1020 Grating/Grism 300

File	Exp Time	UT Start	RA	Dec	Gr.	P.A.	Slit	Program	Bin	Comments
0001.BIAS	0	1:42	01:53:38.8	+31:28:35	300	90	3.0	#56 Spectropho	4	rain, fog
0002-0010.BIAS	0	1:43	01:54:47.4	+31:28:35	300	90	3.0	#56 Spectropho	4	
0011-0020.FLAT	8	1:47	01:58:19.4	+31:28:35	300	90	3.0	#56 Spectropho	4	
0021-0022.BIAS	0	1:47	01:58:49.5	+31:28:35	300	90	3.0	#56 Spectropho	2	
0023-0030.BIAS	0	1:49	02:00:33.0	+31:28:36	300	90	3.0	#56 Spectropho	2	
0031-0038.FLAT	16	1:53	02:05:22.5	+31:28:36	300	90	3.0	#56 Spectropho	2	
0039-0040.FLAT	16	1:55	02:06:35.8	+31:28:37	300	90	3.0	#56 Spectropho	2	
0041.DARK	900	1:56	02:22:52.0	+31:28:39	300	90	3.0	#56 Spectropho	4	
0042.DARK	900	2:11	02:38:03.7	+31:28:42	300	90	3.0	#56 Spectropho	4	
0043.DARK	900	2:26	02:53:15.6	+31:28:46	300	90	3.0	#56 Spectropho	4	
0044.DARK	900	2:42	03:08:30.9	+31:28:49	300	90	3.0	#56 Spectropho	4	
0045.DARK	900	2:57	03:23:42.7	+31:28:53	300	90	3.0	#56 Spectropho	4	
0046.DARK	900	3:12	03:38:54.4	+31:28:57	300	90	3.0	#56 Spectropho	4	
0047.DARK	900	3:27	03:54:09.7	+31:29:02	300	90	3.0	#56 Spectropho	4	
0048.DARK	900	3:42	04:09:21.7	+31:29:06	300	90	3.0	#56 Spectropho	4	
0049.DARK	900	3:58	04:24:37.1	+31:29:11	300	90	3.0	#56 Spectropho	4	
0050.DARK	900	4:13	04:39:49.0	+31:29:16	300	90	3.0	#56 Spectropho	4	
0051.DARK	900	4:28	04:55:01.2	+31:29:22	300	90	3.0	#56 Spectropho	2	
0052.DARK	900	4:43	05:10:21.2	+31:29:27	300	90	3.0	#56 Spectropho	2	
0053.DARK	900	4:58	05:25:37.6	+31:29:33	300	90	3.0	#56 Spectropho	2	

UT Date 2004-01-15 Observers M CalkinsColl. Focus 1020 Grating/Grism 300

File	Exp Time	UT Start	RA	Dec	Gr.	P.A.	Slit	Program	Bin	Comments
0054.DARK	900	5:14	05:40:57.5	+31:29:38	300	90	3.0	#56 Spectropho	2	
0055.DARK	900	5:29	05:56:14.0	+31:29:44	300	90	3.0	#56 Spectropho	2	
0056.DARK	900	5:44	06:11:34.2	+31:29:50	300	90	3.0	#56 Spectropho	2	
0057.DARK	900	6:00	06:26:54.0	+31:29:56	300	90	3.0	#56 Spectropho	2	
0058.DARK	900	6:15	06:42:10.5	+31:30:01	300	90	3.0	#56 Spectropho	2	
0059.DARK	900	6:30	06:57:27.0	+31:30:07	300	90	3.0	#56 Spectropho	2	
0060.DARK	900	6:45	07:12:47.2	+31:30:13	300	90	3.0	#56 Spectropho	2	
0061.Feige34	120	11:36	10:36:41.2	43:21:50	300	90	3.0	#56 Spectropho	2	clearing late
0062.Feige34	120	11:38	10:36:41.2	43:21:50	300	90	3.0	#56 Spectropho	2	
0063.COMP	10	11:41	10:36:41.2	43:21:50	300	90	3.0	#56 Spectropho	2	
0064.HD84937	30	11:43	09:48:56.1	13:44:39	300	54	3.0	#56 Spectropho	2	
0065.HD84937	30	11:44	09:48:56.1	13:44:39	300	54	3.0	#56 Spectropho	2	
0066.COMP	10	11:45	09:48:56.1	13:44:39	300	54	3.0	#56 Spectropho	2	
0067.snn3683	120	11:47	11:27:29.7	56:52:48	300	54	3.0	#2 SN Observat	2	
0068.snn3683	1200	11:50	11:27:29.7	56:52:48	300	54	3.0	#2 SN Observat	2	
0069.COMP	10	12:11	11:27:29.7	56:52:48	300	54	3.0	#2 SN Observat	2	
0070.MRK421	420	12:14	11:04:27.4	+38:12:32	300	90	3.0	#133 MRK421 an	2	
0071.MRK421	420	12:21	11:04:27.4	+38:12:32	300	90	3.0	#133 MRK421 an	2	
0072.COMP	10	12:29	11:04:27.4	+38:12:32	300	90	3.0	#133 MRK421 an	2	
0073.N4051	150	12:30	12:03:09.7	+44:31:53	300	90	3.0	#6 AGN Monitor	4	

UT Date 2004-01-15 Observers M CalkinsColl. Focus 1020 Grating/Grism 300

File	Exp Time	UT Start	RA	Dec	Gr.	P.A.	Slit	Program	Bin	Comments
0074.N4051	150	12:33	12:03:09.7	+44:31:53	300	90	3.0	#6 AGN Monitor	4	
0075.COMP	5	12:36	12:03:09.7	+44:31:53	300	90	3.0	#6 AGN Monitor	4	
0076.N4151	30	12:36	12:10:32.6	+39:24:21	300	90	3.0	#6 AGN Monitor	4	
0077.N4151	30	12:37	12:10:32.6	+39:24:21	300	90	3.0	#6 AGN Monitor	4	
0078.COMP	5	12:38	12:10:32.6	+39:24:21	300	90	3.0	#6 AGN Monitor	4	
0079.M87	180	12:39	12:30:49.4	12:23:28	300	90	3.0	#6 AGN Monitor	4	
0080.M87	180	12:42	12:30:49.4	12:23:28	300	90	3.0	#6 AGN Monitor	4	
0081.COMP	5	12:46	12:30:49.4	12:23:28	300	90	3.0	#6 AGN Monitor	4	
0082.N5548	150	12:47	14:17:59.6	+25:08:12	300	90	3.0	#6 AGN Monitor	4	
0083.N5548	150	12:49	14:17:59.6	+25:08:12	300	90	3.0	#6 AGN Monitor	4	
0084.COMP	5	12:52	14:17:59.6	+25:08:12	300	90	3.0	#6 AGN Monitor	4	
0085.143348p22010.a	900	12:54	14:36:9.1	21:47:38	300	80	3.0	113, Interacti	2	
0086.COMP	10	13:10	14:36:9.1	21:47:38	300	80	3.0	113, Interacti	2	
0087-0096.BIAS	0	13:13	14:36:9.1	21:47:38	300	90	3.0	#56 Spectropho	4	
0097-0106.FLAT	8	13:16	14:36:9.1	21:47:38	300	90	3.0	#56 Spectropho	4	
0107-0116.BIAS	0	13:19	14:36:9.1	21:47:38	300	90	3.0	#56 Spectropho	2	
0117-0126.FLAT	16	13:24	14:36:9.1	21:47:38	300	90	3.0	#56 Spectropho	2	