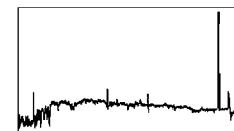
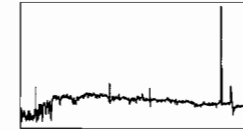
UT Date 2003-09-28 Observers M CalkinsColl. Focus 1080 Grating/Grism 300

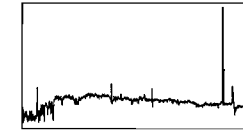

| File | Exp Time | UT Start | RA | Dec | Gr. | P.A. | Slit | Program | Bin | Comments |
|----------------|----------|----------|------------|-----------|-----|------|------|----------------|-----|----------|
| 0001-0010.DARK | 900 | 1:33 | 06:42:37.2 | 02:11:25 | 300 | 90 | 3.0 | #113 Interacti | 2 | |
| 0011-0020.BIAS | 0 | 1:50 | 06:42:37.2 | 02:11:25 | 300 | 90 | 3.0 | #113 Interacti | 2 | |
| 0021-0030.FLAT | 12 | 1:54 | 06:42:37.2 | 02:11:25 | 300 | 90 | 3.0 | #113 Interacti | 2 | |
| 0031.BDp332642 | 45 | 2:01 | 15:50:03 | 33:05:49 | 300 | 90 | 3.0 | #56 Spectropho | 2 | |
| 0032.BDp332642 | 45 | 2:02 | 15:50:03 | 33:05:49 | 300 | 90 | 3.0 | #56 Spectropho | 2 | |
| 0033.COMP | 12 | 2:03 | 15:50:03 | 33:05:49 | 300 | 90 | 3.0 | #56 Spectropho | 2 | |
| 0034.BDp332642 | 80 | 2:04 | 15:50:03 | 33:05:49 | 300 | 78 | 3.0 | #56 Spectropho | 2 | |
| 0035.BDp332642 | 80 | 2:05 | 15:50:03 | 33:05:49 | 300 | 78 | 3.0 | #56 Spectropho | 2 | |
| 0036.COMP | 12 | 2:07 | 15:50:03 | 33:05:49 | 300 | 78 | 3.0 | #56 Spectropho | 2 | |
| 0037.sn2003ia | 1200 | 2:14 | 16:17:41.1 | 35:00:07 | 300 | 83 | 3.0 | #2 SN Observat | 2 | |
| 0038.COMP | 12 | 2:34 | 16:17:41.1 | 35:00:07 | 300 | 83 | 3.0 | #2 SN Observat | 2 | |
| 0039.sn2003hu | 1200 | 2:41 | 19:11:31.4 | +77:53:35 | 300 | -9 | 3.0 | #2 SN Observat | 2 | |
| 0040.COMP | 12 | 3:02 | 19:11:31.4 | +77:53:35 | 300 | -9 | 3.0 | #2 SN Observat | 2 | |
| 0041.MRK509 | 300 | 3:16 | 20:44:09.8 | -10:43:24 | 300 | 90 | 3.0 | #6 AGN Monitor | 2 | |
| 0042.MRK509 | 300 | 3:21 | 20:44:09.8 | -10:43:24 | 300 | 90 | 3.0 | #6 AGN Monitor | 2 | |
| 0043.COMP | 12 | 3:27 | 20:44:09.8 | -10:43:24 | 300 | 90 | 3.0 | #6 AGN Monitor | 2 | |
| 0044.Akn564 | 180 | 3:29 | 22:42:39.4 | +29:43:31 | 300 | 90 | 3.0 | #6 AGN Monitor | 2 | |
| 0045.Akn564 | 180 | 3:32 | 22:42:39.4 | +29:43:31 | 300 | 90 | 3.0 | #6 AGN Monitor | 2 | |
| 0046.COMP | 12 | 3:35 | 22:42:39.4 | +29:43:31 | 300 | 90 | 3.0 | #6 AGN Monitor | 2 | |
| 0047.N7469 | 120 | 3:37 | 23:03:15.7 | +08:52:27 | 300 | 90 | 3.0 | #6 AGN Monitor | 2 | |

UT Date 2003-09-28 Observers M CalkinsColl. Focus 1080 Grating/Grism 300

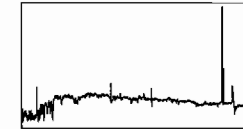
| File | Exp Time | UT Start | RA | Dec | Gr. | P.A. | Slit | Program | Bin | Comments |
|-------------------------|----------|----------|------------|-----------|-----|------|------|----------------|-----|----------|
| 0048.N7469 | 120 | 3:39 | 23:03:15.7 | +08:52:27 | 300 | 90 | 3.0 | #6 AGN Monitor | 2 | |
| 0049.N7469 | 120 | 3:41 | 23:03:15.7 | +08:52:27 | 300 | 90 | 3.0 | #6 AGN Monitor | 2 | |
| 0050.COMP | 12 | 3:44 | 23:03:15.7 | +08:52:27 | 300 | 90 | 3.0 | #6 AGN Monitor | 2 | |
| 0051.2M19162849m1935315 | 240 | 3:46 | 19:16:28.4 | -19:35:31 | 300 | 90 | 3.0 | #68 2MASS Reds | 2 | row=74 |
| 0052.COMP | 12 | 3:51 | 19:16:28.4 | -19:35:31 | 300 | 90 | 3.0 | #68 2MASS Reds | 2 | |
| 0053.2M19214197m2446491 | 240 | 3:52 | 19:21:41.9 | -24:46:49 | 300 | 90 | 3.0 | #68 2MASS Reds | 2 | |
| 0054.COMP | 12 | 3:56 | 19:21:41.9 | -24:46:49 | 300 | 90 | 3.0 | #68 2MASS Reds | 2 | |
| 0055.2M19220595m0144510 | 480 | 3:58 | 19:22:05.9 | -01:44:51 | 300 | 90 | 3.0 | #68 2MASS Reds | 2 | |
| 0056.COMP | 12 | 4:07 | 19:22:05.9 | -01:44:51 | 300 | 90 | 3.0 | #68 2MASS Reds | 2 | |
| 0057.2M19241998m2559062 | 180 | 4:08 | 19:24:19.9 | -25:59:06 | 300 | 90 | 3.0 | #68 2MASS Reds | 2 | row=72 |
| 0058.COMP | 12 | 4:12 | 19:24:19.9 | -25:59:06 | 300 | 90 | 3.0 | #68 2MASS Reds | 2 | |
| 0059.2M19244095p0225142 | 180 | 4:14 | 19:24:40.9 | +02:25:14 | 300 | 90 | 3.0 | #68 2MASS Reds | 2 | row=74 |
| 0060.COMP | 12 | 4:18 | 19:24:40.9 | +02:25:14 | 300 | 90 | 3.0 | #68 2MASS Reds | 2 | |
| 0061.2M19251770m2853463 | 180 | 4:19 | 19:25:17.7 | -28:53:46 | 300 | 90 | 3.0 | #68 2MASS Reds | 2 | |
| 0062.COMP | 12 | 4:23 | 19:25:17.7 | -28:53:46 | 300 | 90 | 3.0 | #68 2MASS Reds | 2 | |
| 0063.2M19283909m0538579 | 240 | 4:25 | 19:28:39.0 | -05:38:57 | 300 | 90 | 3.0 | #68 2MASS Reds | 2 | row=75 |
| 0064.COMP | 12 | 4:30 | 19:28:39.0 | -05:38:57 | 300 | 90 | 3.0 | #68 2MASS Reds | 2 | |
| 0065.2M19291787m2055248 | 240 | 4:31 | 19:29:17.8 | -20:55:24 | 300 | 90 | 3.0 | #68 2MASS Reds | 2 | row=73 |
| 0066.COMP | 12 | 4:36 | 19:29:17.8 | -20:55:24 | 300 | 90 | 3.0 | #68 2MASS Reds | 2 | |
| 0067.2M19362008m0543364 | 240 | 4:38 | 19:36:20.0 | -05:43:36 | 300 | 90 | 3.0 | #68 2MASS Reds | 2 | |

UT Date 2003-09-28 Observers M CalkinsColl. Focus 1080 Grating/Grism 300

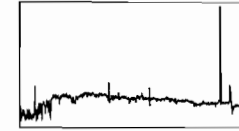
| File | Exp Time | UT Start | RA | Dec | Gr. | P.A. | Slit | Program | Bin | Comments |
|-------------------------|----------|----------|------------|-----------|-----|------|------|----------------|-----|----------|
| 0068.COMP | 12 | 4:42 | 19:36:20.0 | -05:43:36 | 300 | 90 | 3.0 | #68 2MASS Reds | 2 | |
| 0069.2M19373911p0239410 | 300 | 4:44 | 19:37:39.1 | +02:39:41 | 300 | 90 | 3.0 | #68 2MASS Reds | 2 | |
| 0070.COMP | 12 | 4:49 | 19:37:39.1 | +02:39:41 | 300 | 90 | 3.0 | #68 2MASS Reds | 2 | |
| 0071.2M19385407m1857529 | 240 | 4:51 | 19:38:54.0 | -18:57:52 | 300 | 90 | 3.0 | #68 2MASS Reds | 2 | |
| 0072.COMP | 12 | 4:56 | 19:38:54.0 | -18:57:52 | 300 | 90 | 3.0 | #68 2MASS Reds | 2 | |
| 0073.2M19392360p0200362 | 420 | 4:57 | 19:39:23.6 | +02:00:36 | 300 | 90 | 3.0 | #68 2MASS Reds | 2 | row=74 |
| 0074.COMP | 12 | 5:05 | 19:39:23.6 | +02:00:36 | 300 | 90 | 3.0 | #68 2MASS Reds | 2 | |
| 0075.2M19502529m1045590 | 660 | 5:07 | 19:50:25.2 | -10:45:59 | 300 | 90 | 3.0 | #68 2MASS Reds | 2 | |
| 0076.COMP | 12 | 5:19 | 19:50:25.2 | -10:45:59 | 300 | 90 | 3.0 | #68 2MASS Reds | 2 | |
| 0077.2M19585050p4052424 | 900 | 5:22 | 19:58:50.5 | +40:52:42 | 300 | 105 | 3.0 | #68 2MASS Reds | 2 | row=73 |
| 0078.COMP | 12 | 5:37 | 19:58:50.5 | +40:52:42 | 300 | 105 | 3.0 | #68 2MASS Reds | 2 | |
| 0079.2M20022818p4934006 | 300 | 5:39 | 20:02:28.1 | +49:34:00 | 300 | 90 | 3.0 | #68 2MASS Reds | 2 | row=71 |
| 0080.COMP | 12 | 5:45 | 20:02:28.1 | +49:34:00 | 300 | 90 | 3.0 | #68 2MASS Reds | 2 | |
| 0081.2M20084824p4339589 | 1200 | 5:46 | 20:08:48.2 | +43:39:58 | 300 | 90 | 3.0 | #68 2MASS Reds | 2 | row=73 |
| 0082.COMP | 12 | 6:06 | 20:08:48.2 | +43:39:58 | 300 | 90 | 3.0 | #68 2MASS Reds | 2 | |
| 0083.2M20085388p4338070 | 1020 | 6:08 | 20:08:53.8 | +43:38:07 | 300 | 95 | 3.0 | #68 2MASS Reds | 2 | row=73 |
| 0084.COMP | 12 | 6:26 | 20:08:53.8 | +43:38:07 | 300 | 95 | 3.0 | #68 2MASS Reds | 2 | |
| 0085.2M20105438p4701439 | 840 | 6:28 | 20:10:54.3 | +47:01:43 | 300 | 90 | 3.0 | #68 2MASS Reds | 2 | |
| 0086.COMP | 12 | 6:42 | 20:10:54.3 | +47:01:43 | 300 | 90 | 3.0 | #68 2MASS Reds | 2 | |
| 0087.sn2003ic | 1200 | 6:48 | 00:41:50.2 | -09:18:19 | 300 | -17 | 3.0 | #2 SN Observat | 2 | row=75 |

UT Date 2003-09-28 Observers M CalkinsColl. Focus 1080 Grating/Grism 300

| File | Exp Time | UT Start | RA | Dec | Gr. | P.A. | Slit | Program | Bin | Comments |
|----------------|----------|----------|------------|-----------|-----|------|------|----------------|-----|-------------------------|
| 0088.COMP | 12 | 7:08 | 00:41:50.2 | -09:18:19 | 300 | -17 | 3.0 | #2 SN Observat | 2 | |
| 0089.BDp284211 | 70 | 7:15 | 21:48:57.1 | 28:37:48 | 300 | 76 | 3.0 | #56 Spectropho | 2 | |
| 0090.BDp284211 | 70 | 7:16 | 21:48:57.1 | 28:37:48 | 300 | 76 | 3.0 | #56 Spectropho | 2 | |
| 0091.COMP | 12 | 7:18 | 21:48:57.1 | 28:37:48 | 300 | 76 | 3.0 | #56 Spectropho | 2 | |
| 0092.BDp284211 | 40 | 7:18 | 21:48:57.1 | 28:37:48 | 300 | 76 | 3.0 | #56 Spectropho | 2 | |
| 0093.BDp284211 | 40 | 7:19 | 21:48:57.1 | 28:37:48 | 300 | 76 | 3.0 | #56 Spectropho | 2 | |
| 0094.COMP | 12 | 7:20 | 21:48:57.1 | 28:37:48 | 300 | 76 | 3.0 | #56 Spectropho | 2 | |
| 0095.BDp284211 | 50 | 7:28 | 21:48:57.1 | 28:37:48 | 600 | 90 | 2.0 | #122 Halo Star | 2 | 600L, 2arcsec, tilt=430 |
| 0096.BDp284211 | 50 | 7:29 | 21:48:57.1 | 28:37:48 | 600 | 90 | 2.0 | #122 Halo Star | 2 | |
| 0097.COMP | 20 | 7:30 | 21:48:57.1 | 28:37:48 | 600 | 90 | 2.0 | #122 Halo Star | 2 | |
| 0098.hss127 | 900 | 7:35 | 23:45:14.7 | 0:40:40 | 600 | 90 | 2.0 | #122 Halo Star | 2 | |
| 0099.COMP | 20 | 7:50 | 23:45:14.7 | 0:40:40 | 600 | 90 | 2.0 | #122 Halo Star | 2 | |
| 0100.hss128 | 840 | 7:51 | 23:51:55.4 | -0:32:11 | 600 | 90 | 2.0 | #122 Halo Star | 2 | |
| 0101.COMP | 20 | 8:06 | 23:51:55.4 | -0:32:11 | 600 | 90 | 2.0 | #122 Halo Star | 2 | |
| 0102.hss129 | 780 | 8:07 | 23:52:38.2 | 0:37:45 | 600 | 90 | 2.0 | #122 Halo Star | 2 | |
| 0103.COMP | 20 | 8:21 | 23:52:38.2 | 0:37:45 | 600 | 90 | 2.0 | #122 Halo Star | 2 | |
| 0104.hss130 | 840 | 8:22 | 23:54:08.6 | 0:46:32 | 600 | 90 | 2.0 | #122 Halo Star | 2 | |
| 0105.COMP | 20 | 8:36 | 23:54:08.6 | 0:46:32 | 600 | 90 | 2.0 | #122 Halo Star | 2 | |
| 0106.hss131 | 1620 | 8:38 | 23:55:41.8 | -0:26:30 | 600 | 90 | 2.0 | #122 Halo Star | 2 | |
| 0107.COMP | 20 | 9:05 | 23:55:41.8 | -0:26:30 | 600 | 90 | 2.0 | #122 Halo Star | 2 | |

UT Date 2003-09-28 Observers M CalkinsColl. Focus 1080 Grating/Grism 300

| File | Exp Time | UT Start | RA | Dec | Gr. | P.A. | Slit | Program | Bin | Comments |
|---------------------|----------|----------|------------|----------|-----|------|------|----------------|-----|-------------|
| 0108.hss132 | 780 | 9:07 | 0:00:54.8 | 0:46:22 | 600 | 90 | 2.0 | #122 Halo Star | 2 | |
| 0109.COMP | 20 | 9:20 | 0:00:54.8 | 0:46:22 | 600 | 90 | 2.0 | #122 Halo Star | 2 | |
| 0110.hss133 | 1080 | 9:21 | 0:04:00.1 | -0:11:51 | 600 | 90 | 2.0 | #122 Halo Star | 2 | |
| 0111.COMP | 20 | 9:40 | 0:04:00.1 | -0:11:51 | 600 | 90 | 2.0 | #122 Halo Star | 2 | |
| 0112.hss134 | 900 | 9:41 | 0:04:10.2 | 0:33:00 | 600 | 90 | 2.0 | #122 Halo Star | 2 | |
| 0113.COMP | 20 | 9:57 | 0:04:10.2 | 0:33:00 | 600 | 90 | 2.0 | #122 Halo Star | 2 | |
| 0114.hss135 | 840 | 9:58 | 0:06:34.3 | 0:33:11 | 600 | 90 | 2.0 | #122 Halo Star | 2 | |
| 0115.COMP | 20 | 10:13 | 0:06:34.3 | 0:33:11 | 600 | 90 | 2.0 | #122 Halo Star | 2 | |
| 0116-0125.FLAT | 80 | 10:28 | 0:06:34.3 | 0:33:11 | 600 | 90 | 2.0 | #122 Halo Star | 2 | |
| 0126.012400p17000.b | 1800 | 10:36 | 1:26:30.7 | 17:13:50 | 300 | 30 | 3.0 | #113 Interacti | 2 | combo setup |
| 0127.COMP | 12 | 11:06 | 1:26:30.7 | 17:13:50 | 300 | 30 | 3.0 | #113 Interacti | 2 | |
| 0128.014400p34320.w | 1800 | 11:12 | 1:51:17.5 | 34:50:55 | 300 | -3 | 3.0 | #113 Interacti | 2 | |
| 0129.COMP | 12 | 11:42 | 1:51:17.5 | 34:50:55 | 300 | -3 | 3.0 | #113 Interacti | 2 | |
| 0130.015624p18430.c | 1200 | 11:46 | 1:58:58.5 | 18:57:40 | 300 | 90 | 3.0 | #113 Interacti | 2 | |
| 0131.COMP | 12 | 12:06 | 1:58:58.5 | 18:57:40 | 300 | 90 | 3.0 | #113 Interacti | 2 | |
| 0132.BGGem | 300 | 12:08 | 6:03:31 | 27:41:50 | 300 | 90 | 3.0 | #100 BGGem | 2 | |
| 0133.COMP | 12 | 12:14 | 6:03:31 | 27:41:50 | 300 | 90 | 3.0 | #100 BGGem | 2 | |
| 0134.BGGem | 780 | 12:14 | 6:03:31 | 27:41:50 | 300 | 90 | 3.0 | #100 BGGem | 2 | |
| 0135.COMP | 12 | 12:28 | 6:03:31 | 27:41:50 | 300 | 90 | 3.0 | #100 BGGem | 2 | |
| 0136.Hiltner600 | 40 | 12:29 | 06:42:37.2 | 02:11:25 | 300 | 90 | 3.0 | #56 Spectropho | 2 | |

UT Date 2003-09-28 Observers M CalkinsColl. Focus 1080 Grating/Grism 300

| <i>File</i> | <i>Exp Time</i> | <i>UT Start</i> | <i>RA</i> | <i>Dec</i> | <i>Gr.</i> | <i>P.A.</i> | <i>Slit</i> | <i>Program</i> | <i>Bir</i> | <i>Comments</i> |
|-----------------|-----------------|-----------------|------------|------------|------------|-------------|-------------|----------------|------------|-----------------|
| 0137.Hiltner600 | 40 | 12:30 | 06:42:37.2 | 02:11:25 | 300 | 90 | 3.0 | #56 Spectropho | 2 | |
| 0138.COMP | 12 | 12:31 | 06:42:37.2 | 02:11:25 | 300 | 90 | 3.0 | #56 Spectropho | 2 | |
| 0139-0148.BIAS | 0 | 12:41 | 04:56:58.1 | -04:52:23 | 300 | 90 | 3.0 | #113 Interacti | 2 | |
| 0149-0158.FLAT | 12 | 12:45 | 04:56:58.1 | -04:52:23 | 300 | 90 | 3.0 | #113 Interacti | 2 | |
| 0159-0168.DARK | 900 | 15:03 | 04:56:58.1 | -04:52:23 | 300 | 90 | 3.0 | #113 Interacti | 2 | |