
UT Date 2003-05-25 Observers P BerlindColl. Focus 840 Grating/Grism 300


File	Exp Time	UT Start	RA	Dec	Gr.	P.A.	Slit	Program	Bin	Comments
0001-0010.BIAS	0	1:51	20:10:46.8	40:07:01	300	90	3.0	#144 AMCVn	4	
0011-0020.FLAT	8	1:54	20:10:46.8	40:07:01	300	90	3.0	#144 AMCVn	4	
0021-0030.BIAS	0	1:57	20:10:46.8	40:07:01	300	90	3.0	#144 AMCVn	2	
0031.FLAT	16	1:57	20:10:46.8	40:07:01	300	90	3.0	#144 AMCVn	2	clear, a little hazy
0032-0040.FLAT	16	2:02	20:10:46.8	40:07:01	300	90	3.0	#144 AMCVn	2	
0041-0045.sky	3	2:34	11:10:00	32:00:00	300	90	3.0	#57 Velocity S	4	
0046.COMP	5	2:35	11:10:00	32:00:00	300	90	3.0	#57 Velocity S	4	
0047.FineFoc	60	3:06	12:02:45.0	31:30:37	300	90	3.0	#57 Velocity S	1	
0048.Feige34	180	3:12	10:36:41.2	43:21:50	300	100	3.0	#56 Spectropho	2	
0049.Feige34	180	3:16	10:36:41.2	43:21:50	300	100	3.0	#56 Spectropho	2	
0050.COMP	10	3:20	10:36:41.2	43:21:50	300	100	3.0	#56 Spectropho	2	
0051.cairnsx3_023	300	3:22	8:19:20.6	20:16:7	300	100	3.0	#64f Cluster I	4	
0052.COMP	5	3:27	8:19:20.6	20:16:7	300	100	3.0	#64f Cluster I	4	
0053.cairnsx3_024	360	3:28	8:20:45.2	19:21:44	300	100	3.0	#64f Cluster I	2	
0054.COMP	10	3:34	8:20:45.2	19:21:44	300	100	3.0	#64f Cluster I	2	
0055.cairnsx3_021	240	3:35	9:15:17.7	18:4:44	300	100	3.0	#64f Cluster I	4	
0056.COMP	5	3:40	9:15:17.7	18:4:44	300	100	3.0	#64f Cluster I	4	
0057.cairnsx3_001	240	3:41	9:18:23.5	30:32:34	300	90	3.0	#64f Cluster I	4	
0058.COMP	5	3:45	9:18:23.5	30:32:34	300	90	3.0	#64f Cluster I	4	
0059.cairnsx3_002	300	3:46	9:40:12.2	35:2:25	300	90	3.0	#64f Cluster I	4	

UT Date 2003-05-25 Observers P BerlindColl. Focus 840 Grating/Grism 300

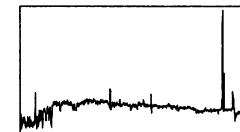
File	Exp Time	UT Start	RA	Dec	Gr.	P.A.	Slit	Program	Bin	Comments
0060.COMP	5	3:51	9:40:12.2	35:2:25	300	90	3.0	#64f Cluster I	4	
0061.cairnsx3_008	300	3:52	9:48:45.1	-6:35:52	300	90	3.0	#64f Cluster I	4	
0062.COMP	5	3:58	9:48:45.1	-6:35:52	300	90	3.0	#64f Cluster I	4	
0063.cairnsx3_009	240	3:58	9:52:4.4	-4:59:48	300	90	3.0	#64f Cluster I	4	
0064.COMP	5	4:03	9:52:4.4	-4:59:48	300	90	3.0	#64f Cluster I	4	
0065.N3227	150	4:05	10:23:30.6	+19:51:54	300	65	3.0	#6 AGN Monitor	4	
0066.N3227	150	4:07	10:23:30.6	+19:51:54	300	65	3.0	#6 AGN Monitor	4	
0067.COMP	5	4:10	10:23:30.6	+19:51:54	300	65	3.0	#6 AGN Monitor	4	
0068.MRK421	300	4:11	11:04:27.4	+38:12:32	300	98	3.0	#133 MRK421 an	4	
0069.MRK421	300	4:16	11:04:27.4	+38:12:32	300	98	3.0	#133 MRK421 an	4	
0070.COMP	5	4:22	11:04:27.4	+38:12:32	300	98	3.0	#133 MRK421 an	4	
0071.N4051	150	4:23	12:03:09.7	+44:31:53	300	100	3.0	#6 AGN Monitor	4	
0072.N4051	150	4:25	12:03:09.7	+44:31:53	300	100	3.0	#6 AGN Monitor	4	
0073.COMP	5	4:28	12:03:09.7	+44:31:53	300	100	3.0	#6 AGN Monitor	4	
0074.N4151	40	4:29	12:10:32.6	+39:24:21	300	100	3.0	#6 AGN Monitor	4	
0075.N4151	30	4:30	12:10:32.6	+39:24:21	300	100	3.0	#6 AGN Monitor	4	
0076.N4151	30	4:30	12:10:32.6	+39:24:21	300	100	3.0	#6 AGN Monitor	4	
0077.COMP	5	4:31	12:10:32.6	+39:24:21	300	100	3.0	#6 AGN Monitor	4	
0078.M87	180	4:32	12:30:49.4	12:23:28	300	30	3.0	#6 AGN Monitor	4	
0079.M87	180	4:35	12:30:49.4	12:23:28	300	30	3.0	#6 AGN Monitor	4	

UT Date 2003-05-25 Observers P BerlindColl. Focus 840 Grating/Grism 300

File	Exp Time	UT Start	RA	Dec	Gr.	P.A.	Slit	Program	Bin	Comments
0080.COMP	5	4:39	12:30:49.4	12:23:28	300	30	3.0	#6 AGN Monitor	4	
0081.TXCVn	10	4:40	12:44:42	36:45:48	300	0	3.0	#12 Symbiotic	4	
0082.TXCVn	30	4:41	12:44:42	36:45:48	300	0	3.0	#12 Symbiotic	4	
0083.COMP	5	4:42	12:44:42	36:45:48	300	0	3.0	#12 Symbiotic	4	
0084.RWHya	5	4:43	13:34:18	-25:22:51	300	0	3.0	#12 Symbiotic	4	
0085.RWHya	2	4:44	13:34:18	-25:22:51	300	0	3.0	#12 Symbiotic	4	
0086.RWHya	20	4:44	13:34:18	-25:22:51	300	0	3.0	#12 Symbiotic	4	
0087.COMP	5	4:45	13:34:18	-25:22:51	300	0	3.0	#12 Symbiotic	4	
0088.sn2003du	1200	4:49	14:34:35.8	59:20:03	300	20	3.0	#2 SN Observat	2	
0089.COMP	10	5:09	14:34:35.8	59:20:03	300	20	3.0	#2 SN Observat	2	
0090.Pr9	1200	5:11	11:33:28.9	+49:14:21	300	50	3.0	#135 Starburst	2	
0091.COMP	10	5:31	11:33:28.9	+49:14:21	300	50	3.0	#135 Starburst	2	
0092.Pr10	1200	5:34	11:57:28.5	+31:05:02	300	10	3.0	#135 Starburst	2	
0093.COMP	10	5:55	11:57:28.5	+31:05:02	300	10	3.0	#135 Starburst	2	
0094.Pr10a	660	5:56	11:57:36.5	+31:07:13	300	10	3.0	#135 Starburst	2	
0095.COMP	10	6:08	11:57:36.5	+31:07:13	300	10	3.0	#135 Starburst	2	
0096.sn2003XX	1200	6:14	13:09:46.2	+28:54:21	300	77	3.0	#2 SN Observat	2	
0097.COMP	10	6:35	13:09:46.2	+28:54:21	300	77	3.0	#2 SN Observat	2	
0098.N5548	150	6:38	14:17:59.6	+25:08:12	300	63	3.0	#6 AGN Monitor	4	
0099.N5548	150	6:40	14:17:59.6	+25:08:12	300	63	3.0	#6 AGN Monitor	4	

UT Date 2003-05-25 Observers P BerlindColl. Focus 840 Grating/Grism 300

File	Exp Time	UT Start	RA	Dec	Gr.	P.A.	Slit	Program	Bin	Comments
0100.N5548	150	6:43	14:17:59.6	+25:08:12	300	63	3.0	#6 AGN Monitor	4	
0101.COMP	5	6:46	14:17:59.6	+25:08:12	300	63	3.0	#6 AGN Monitor	4	
0102.133842p02020_b	1200	6:48	13:41:11.2	1:47:1	300	85	3.0	#113 Interacti	2	
0103.COMP	10	7:08	13:41:11.2	1:47:1	300	85	3.0	#113 Interacti	2	
0104.133430p44510_d	1200	7:10	13:36:49.1	44:52:52	300	90	3.0	#113 Interacti	2	
0105.COMP	10	7:31	13:36:49.1	44:52:52	300	90	3.0	#113 Interacti	2	
0106.142912p06220_a	1200	7:36	14:31:44.0	6:9:28	300	-39	3.0	#113 Interacti	2	
0107.COMP	10	7:56	14:31:44.0	6:9:28	300	-39	3.0	#113 Interacti	2	
0108.142912p06220_b	1200	8:00	14:31:57.4	6:15:4	300	0	3.0	#113 Interacti	2	
0109.COMP	10	8:21	14:31:57.4	6:15:4	300	0	3.0	#113 Interacti	2	
0110.sn2003ek	1200	8:24	17:18:32.5	41:40:00	300	0	3.0	#2 SN Observat	2	
0111.sn2003ek	1200	8:45	17:18:32.5	41:40:00	300	0	3.0	#2 SN Observat	2	
0112.COMP	10	9:06	17:18:32.5	41:40:00	300	0	3.0	#2 SN Observat	2	
0113.TCrB	5	9:07	15:59:30	25:55:12	300	90	3.0	#12 Symbiotic	4	
0114.TCrB	15	9:08	15:59:30	25:55:12	300	90	3.0	#12 Symbiotic	4	
0115.TCrB	60	9:08	15:59:30	25:55:12	300	90	3.0	#12 Symbiotic	4	
0116.COMP	5	9:09	15:59:30	25:55:12	300	90	3.0	#12 Symbiotic	4	
0117.AGDra	5	9:11	16:01:41	66:48:10	300	90	3.0	#12 Symbiotic	4	
0118.AGDra	2	9:11	16:01:41	66:48:10	300	90	3.0	#12 Symbiotic	4	
0119.AGDra	15	9:11	16:01:41	66:48:10	300	90	3.0	#12 Symbiotic	4	

UT Date 2003-05-25 Observers P BerlindColl. Focus 840 Grating/Grism 300

File	Exp Time	UT Start	RA	Dec	Gr.	P.A.	Slit	Program	Bin	Comments
0120.AGDra	45	9:12	16:01:41	66:48:10	300	90	3.0	#12 Symbiotic	4	
0121.COMP	5	9:13	16:01:41	66:48:10	300	90	3.0	#12 Symbiotic	4	
0122.DracoC1	300	9:15	17:19:58	57:50:06	300	90	3.0	#12 Symbiotic	4	
0123.DracoC1	1200	9:21	17:19:58	57:50:06	300	90	3.0	#12 Symbiotic	4	
0124.COMP	5	9:41	17:19:58	57:50:06	300	90	3.0	#12 Symbiotic	4	
0125.RSOph	10	9:44	17:50:13	-06:42:30	300	13	3.0	#12 Symbiotic	4	
0126.RSOph	60	9:44	17:50:13	-06:42:30	300	13	3.0	#12 Symbiotic	4	
0127.RSOph	150	9:45	17:50:13	-06:42:30	300	13	3.0	#12 Symbiotic	4	
0128.COMP	5	9:48	17:50:13	-06:42:30	300	13	3.0	#12 Symbiotic	4	
0129.YYHer	10	9:52	18:14:34	20:59:19	300	25	3.0	#12 Symbiotic	4	
0130.YYHer	30	9:53	18:14:34	20:59:19	300	25	3.0	#12 Symbiotic	4	
0131.YYHer	300	9:54	18:14:34	20:59:19	300	25	3.0	#12 Symbiotic	4	
0132.COMP	5	9:59	18:14:34	20:59:19	300	25	3.0	#12 Symbiotic	4	
0133.V443Her	10	10:01	18:22:07	23:27:20	300	25	3.0	#12 Symbiotic	4	
0134.V443Her	4	10:01	18:22:07	23:27:20	300	25	3.0	#12 Symbiotic	4	
0135.V443Her	60	10:02	18:22:07	23:27:20	300	25	3.0	#12 Symbiotic	4	
0136.V443Her	90	10:03	18:22:07	23:27:20	300	25	3.0	#12 Symbiotic	4	
0137.COMP	5	10:05	18:22:07	23:27:20	300	25	3.0	#12 Symbiotic	4	
0138.a2199k_081	1200	10:08	16:53:05	40:07:02	300	90	3.0	#64 Cluster In	4	
0139.COMP	5	10:28	16:53:05	40:07:02	300	90	3.0	#64 Cluster In	4	

UT Date 2003-05-25 Observers P BerlindColl. Focus 840 Grating/Grism 300

File	Exp Time	UT Start	RA	Dec	Gr.	P.A.	Slit	Program	Bin	Comments
0140.a2199k_092	900	10:29	16:05:09.0	37:11:19	300	90	3.0	#64 Cluster In	4	
0141.COMP	5	10:44	16:05:09.0	37:11:19	300	90	3.0	#64 Cluster In	4	
0142.a2199k_114	1200	10:45	16:08:16.3	37:37:42	300	90	3.0	#64 Cluster In	4	
0143.COMP	5	11:05	16:08:16.3	37:37:42	300	90	3.0	#64 Cluster In	4	
0144.HD192281	6	11:07	20:10:46.8	40:07:01	300	90	3.0	#56 Spectropho	2	
0145.HD192281	6	11:07	20:10:46.8	40:07:01	300	90	3.0	#56 Spectropho	2	
0146.HD192281	6	11:08	20:10:46.8	40:07:01	300	90	3.0	#56 Spectropho	2	
0147.HD192281	6	11:08	20:10:46.8	40:07:01	300	90	3.0	#56 Spectropho	2	
0148.COMP	10	11:09	20:10:46.8	40:07:01	300	90	3.0	#56 Spectropho	2	
0149.BDp284211	180	11:10	21:48:57.1	28:37:48	300	100	3.0	#56 Spectropho	2	
0150.BDp284211	120	11:14	21:48:57.1	28:37:48	300	100	3.0	#56 Spectropho	2	
0151.COMP	10	11:16	21:48:57.1	28:37:48	300	100	3.0	#56 Spectropho	2	
0152.N7331	180	11:18	22:34:46.9	+34:09:43	300	90	3.0	#57 Velocity S	4	
0153.COMP	5	11:21	22:34:46.9	+34:09:43	300	90	3.0	#57 Velocity S	4	
0154-0163.BIAS	0	11:23	22:34:46.9	+34:09:43	300	90	3.0	#57 Velocity S	4	
0164-0173.FLAT	8	11:27	22:34:46.9	+34:09:43	300	90	3.0	#57 Velocity S	4	
0174-0183.BIAS	0	11:29	22:34:46.9	+34:09:43	300	90	3.0	#57 Velocity S	2	
0184-0193.FLAT	16	11:35	22:34:46.9	+34:09:43	300	90	3.0	#57 Velocity S	2	