



UT Date 2002-11-27 Observers P BerlindColl. Focus 965 Grating/Grism 300

File	Exp Time	UT Start	RA	Dec	Gr.	P.A.	Slit	Program	Bin	Comments
0001-0002.BIAS	0	22:01	19:00:25.5	+31:30:06	300	90	3.0	#100 BGGem	2	
0003.COMP	10	22:02	19:01:00.3	+31:30:05	300	90	3.0	#100 BGGem	2	
0004.FLAT	12	22:03	19:02:01.4	+31:30:05	300	90	3.0	#100 BGGem	2	
0005.FLAT	13	22:29	19:28:20.9	+31:29:59	300	90	3.0	#100 BGGem	2	
0006.FLAT	12	22:29	19:28:46.8	+31:29:58	300	90	3.0	#100 BGGem	2	
0007.FLAT	12	22:40	19:39:20.9	+31:29:56	300	90	3.0	#100 BGGem	2	
0008.FLAT	20	22:51	19:50:29.1	+31:29:53	300	90	3.0	#100 BGGem	2	
0009.FLAT	12	22:55	19:53:53.6	+31:29:52	300	90	3.0	#100 BGGem	2	
0010.FLAT	30	22:55	19:54:49.5	+31:29:52	300	90	3.0	#100 BGGem	2	
0011.FLAT	40	22:56	19:55:59.6	+31:29:52	300	90	3.0	#100 BGGem	2	
0012.FLAT	60	22:58	19:57:39.4	+31:29:52	300	90	3.0	#100 BGGem	2	
0013.FLAT	12	22:59	19:58:48.5	+31:29:51	300	90	3.0	#100 BGGem	2	
0014.FLAT	45	0:18	21:18:11.3	+31:29:35	300	90	3.0	#100 BGGem	1	
0015.DARK	900	0:55	22:09:57.1	+31:29:28	300	90	3.0	#100 BGGem	4	
0016.DARK	900	1:11	22:25:07.7	+31:29:26	300	90	3.0	#100 BGGem	4	
0017.DARK	900	1:26	22:40:14.6	+31:29:25	300	90	3.0	#100 BGGem	4	
0018.DARK	900	1:41	22:55:24.9	+31:29:24	300	90	3.0	#100 BGGem	4	
0019.DARK	900	1:56	23:10:31.9	+31:29:23	300	90	3.0	#100 BGGem	4	
0020-0024.DARK	900	3:12	00:26:18.0	+31:29:22	300	90	3.0	#100 BGGem	4	
0025.BIAS	0	5:01	02:00:33.7	+31:29:30	300	90	3.0	#100 BGGem	4	bad ccd uv-flood symptoms

UT Date 2002-11-27 Observers P BerlindColl. Focus 965 Grating/Grism 300

File	Exp Time	UT Start	RA	Dec	Gr.	P.A.	Slit	Program	Bin	Comments
0026-0030.BIAS	0	5:01	02:01:12.3	+31:29:30	300	90	3.0	#100 BGGem	4	
0031-0034.BIAS	0	5:02	02:01:38.7	+31:29:31	300	90	3.0	#100 BGGem	4	
0035-0044.FLAT	8	5:05	02:05:06.5	+31:29:31	300	90	3.0	#100 BGGem	4	
0045-0054.BIAS	0	5:07	02:07:17.1	+31:29:31	300	90	3.0	#100 BGGem	2	
0055.FLAT	16	5:08	02:07:55.9	+31:29:31	300	90	3.0	#100 BGGem	2	
0056-0064.FLAT	16	5:13	02:13:13.0	+31:29:32	300	90	3.0	#100 BGGem	2	
0065.COMP	5	5:14	02:14:17.7	+31:29:32	300	90	3.0	#100 BGGem	4	
0066.M32	30	5:21	00:39:58	+40:35:30	300	90	3.0	#57 Velocity S	4	clearing after storm
0067.COMP	5	5:22	00:39:58	+40:35:30	300	90	3.0	#57 Velocity S	4	
0068.cairnss_021	240	5:32	1:38:47.4	1:4:18	300	90	3.0	#64 Cluster In	2	poor seeing
0069.COMP	10	5:37	1:38:47.4	1:4:18	300	90	3.0	#64 Cluster In	2	
0070.cairnss_022	300	5:38	1:26:25.1	-1:38:19	300	90	3.0	#64 Cluster In	2	
0071.COMP	10	5:44	1:26:25.1	-1:38:19	300	90	3.0	#64 Cluster In	2	
0072.cairnss_023	300	5:44	1:34:7.9	-1:1:56	300	90	3.0	#64 Cluster In	2	
0073.COMP	10	5:50	1:34:7.9	-1:1:56	300	90	3.0	#64 Cluster In	2	
0074.cairnss_024	300	5:51	1:36:0.1	0:39:48	300	90	3.0	#64 Cluster In	2	
0075.COMP	10	5:56	1:36:0.1	0:39:48	300	90	3.0	#64 Cluster In	2	
0076.cairnss_025	300	5:57	1:24:7.5	-1:51:36	300	90	3.0	#64 Cluster In	2	
0077.COMP	10	6:03	1:24:7.5	-1:51:36	300	90	3.0	#64 Cluster In	2	
0078.cairnss_026	300	6:03	1:24:52.3	-1:37:1	300	90	3.0	#64 Cluster In	2	

UT Date 2002-11-27 Observers P BerlindColl. Focus 965 Grating/Grism 300

<i>File</i>	<i>Exp Time</i>	<i>UT Start</i>	<i>RA</i>	<i>Dec</i>	<i>Gr.</i>	<i>P.A.</i>	<i>Slit</i>	<i>Program</i>	<i>Bin</i>	<i>Comments</i>
0079.COMP	10	6:09	1:24:52.3	-1:37:1	300	90	3.0	#64 Cluster In	2	
0080.cairnss_027	480	6:10	1:25:31.1	-1:24:29	300	90	3.0	#64 Cluster In	2	
0081.COMP	10	6:18	1:25:31.1	-1:24:29	300	90	3.0	#64 Cluster In	2	
0082.cairnss_028	240	6:39	1:12:57.4	-0:20:41	300	90	3.0	#64 Cluster In	2	clouds moving in
0083.COMP	10	6:43	1:12:57.4	-0:20:41	300	90	3.0	#64 Cluster In	2	
0084.cairnss_029	480	6:44	1:29:43.9	-1:14:29	300	90	3.0	#64 Cluster In	2	
0085.COMP	10	6:52	1:29:43.9	-1:14:29	300	90	3.0	#64 Cluster In	2	
0086-0095.FLAT	20	10:36	5:30:00	28:00:00	300	90	3.0	#64 Cluster In	2	
0096-0105.BIAS	0	10:39	5:30:00	28:00:00	300	90	3.0	#64 Cluster In	2	