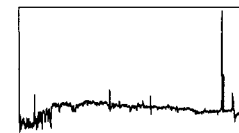

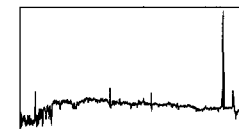
UT Date 2002-09-26 Observers M CalkinsColl. Focus 1010 Grating/Grism 300

File	Exp Time	UT Start	RA	Dec	Gr.	P.A.	Slit	Program	Bin	Comments
0001.COMP	5	1:51	18:46:28.9	+31:30:03	300	90	3.0	none	4	
0002.COMP	5	1:53	18:47:47.0	+31:30:03	300	90	3.0	none	4	
0003.COMP	5	1:57	18:52:07.1	+31:30:02	300	90	3.0	none	4	
0004.COMP	5	1:58	18:53:29.5	+31:30:01	300	90	3.0	none	4	
0005.BIAS	0	1:59	18:54:00.0	+31:30:01	300	90	3.0	none	4	
0006.FLAT	6	2:02	18:57:23.9	+31:30:01	300	90	3.0	none	4	
0007.COMP	5	2:06	19:01:03.6	+31:30:00	300	90	3.0	none	4	
0008.COMP	5	2:09	19:04:07.5	+31:29:59	300	90	3.0	none	1	
0009.COMP	5	2:10	19:05:08.9	+31:29:59	300	90	3.0	none	4	
0010.COMP	5	2:46	19:40:57.2	+31:29:52	300	90	3.0	none	4	
0011-0012.BIAS	0	2:50	19:45:26.3	+31:29:52	300	90	3.0	none	4	
0013-0016.BIAS	0	2:51	19:46:13.5	+31:29:51	300	90	3.0	none	4	
0017.COMP	5	2:52	19:47:06.3	+31:29:51	300	90	3.0	none	4	
0018.COMP	5	2:54	19:49:04.4	+31:29:51	300	90	3.0	none	4	
0019.COMP	5	2:56	19:51:10.0	+31:29:50	300	90	3.0	none	4	
0020.COMP	5	3:06	20:01:44.1	+31:29:49	300	90	3.0	none	4	
0021.COMP	5	3:11	20:06:25.2	+31:29:48	300	90	3.0	none	4	
0022-0023.BIAS	0	3:13	20:08:28.2	+31:29:48	300	90	3.0	none	4	
0024-0026.BIAS	0	3:19	20:14:41.3	+31:29:47	300	90	3.0	none	4	
0027.BIAS	1	3:19	20:14:54.3	+31:29:46	300	90	3.0	none	4	

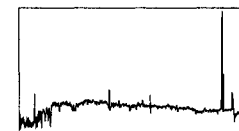
DATA ALL BAD

UT Date 2002-09-26 Observers M CalkinsColl. Focus 1010 Grating/Grism 300

File	Exp Time	UT Start	RA	Dec	Gr.	P.A.	Slit	Program	Bin	Comments
0028.COMP	5	3:20	20:15:20.6	+31:29:46	300	90	3.0	none	4	
0029-0033.BIAS	0	5:26	22:22:00.5	+31:29:32	300	90	3.0	none	4	
0034.COMP	5	5:27	22:22:26.6	+31:29:32	300	90	3.0	none	4	
0035.COMP	5	5:29	22:24:45.4	+31:29:32	300	90	3.0	none	4	
0036.COMP	5	5:30	22:25:42.0	+31:29:31	300	90	3.0	none	4	
0037.FLAT	5	5:31	22:27:00.1	+31:29:32	300	90	3.0	none	4	
0038.FLAT	5	5:32	22:27:43.4	+31:29:31	300	90	3.0	none	4	
0039.BDp404032	120	5:44	20:06:40	41:06:15	300	90	3.0	#56 Spectropho	4	
0040.COMP	12	5:46	20:06:40	41:06:15	300	90	3.0	#56 Spectropho	4	
0041.BDp404032	120	5:48	20:06:40	41:06:15	300	90	3.0	#56 Spectropho	4	
0042.COMP	5	5:56	20:06:40	41:06:15	300	90	3.0	#56 Spectropho	4	
0043.BDp404032	120	6:07	20:06:40	41:06:15	300	90	3.0	#56 Spectropho	4	
0044.DARK	300	6:12	20:06:40	41:06:15	300	90	3.0	#56 Spectropho	4	
0045.COMP	12	6:40	20:06:40	41:06:15	600	90	3.0	#56 Spectropho	4	
0046.FLAT	12	6:44	20:06:40	41:06:15	600	90	3.0	#56 Spectropho	4	
0047.FLAT	24	6:49	20:06:40	41:06:15	600	90	2.0	#56 Spectropho	4	
0048.COMP	5	7:05	00:00:46.5	+31:29:30	300	90	3.0	#56 Spectropho	4	
0049.COMP	5	7:05	00:01:34.5	+31:29:30	300	90	3.0	#56 Spectropho	4	
0050.COMP	5	7:08	00:04:28.8	+31:29:30	300	90	3.0	#56 Spectropho	4	
0051.COMP	12	7:09	00:05:34.5	+31:29:30	300	90	3.0	#56 Spectropho	4	

UT Date 2002-09-26 Observers M CalkinsColl. Focus 1010 Grating/Grism 300

File	Exp Time	UT Start	RA	Dec	Gr.	P.A.	Slit	Program	Bin	Comments
0052.FLAT	12	7:12	00:08:40.6	+31:29:30	300	90	3.0	#56 Spectropho	4	
0053.BDp284211	600	7:26	21:48:57.1	28:37:48	300	90	3.0	#56 Spectropho	4	
0054.COMP	5	7:38	21:48:57.1	28:37:48	300	90	3.0	#56 Spectropho	4	
0055.COMP	15	7:40	21:48:57.1	28:37:48	300	90	3.0	#56 Spectropho	4	
0056.HIP3092	5	7:48	00:39:19.6	+30:51:40	300	90	3.0	Bright Stars	4	
0057.HIP3092	3	7:50	00:39:19.6	+30:51:40	300	90	3.0	Bright Stars	4	
0058.HIP3092	4	7:52	00:39:19.6	+30:51:40	300	90	3.0	Bright Stars	4	
0059.HIP3092	5	7:53	00:39:19.6	+30:51:40	300	90	3.0	Bright Stars	4	
0060.HIP3092	5	7:54	00:39:19.6	+30:51:40	300	90	3.0	Bright Stars	4	
0061.test	1200	8:00	00:39:19.6	+30:51:40	300	90	3.0	Bright Stars	4	
0062.test	10	8:06	00:39:19.6	+30:51:40	300	90	3.0	Bright Stars	4	
0063.test	60	8:07	00:39:19.6	+30:51:40	300	90	3.0	Bright Stars	4	
0064.test	0	8:08	00:39:19.6	+30:51:40	300	90	3.0	Bright Stars	4	
0065.test	0	8:09	00:39:19.6	+30:51:40	300	90	3.0	Bright Stars	4	
0066.BIAS	0	8:16	00:39:19.6	+30:51:40	300	90	3.0	Bright Stars	4	
0067.BIAS	5	8:16	00:39:19.6	+30:51:40	300	90	3.0	Bright Stars	4	
0068.BIAS	0	8:17	00:39:19.6	+30:51:40	300	90	3.0	Bright Stars	4	
0069.BIAS	10	8:18	00:39:19.6	+30:51:40	300	90	3.0	Bright Stars	4	
0070-0071.BIAS	0	8:24	00:39:19.6	+30:51:40	300	90	3.0	Bright Stars	4	
0072.COMP	10	8:26	00:39:19.6	+30:51:40	300	90	3.0	Bright Stars	4	

UT Date 2002-09-26 Observers M CalkinsColl. Focus 1010 Grating/Grism 300

File	Exp Time	UT Start	RA	Dec	Gr.	P.A.	Slit	Program	Bin	Comments
0073.BIAS	1	8:42	00:39:19.6	+30:51:40	300	90	3.0	Bright Stars	4	
0074.FLAT	5	8:43	00:39:19.6	+30:51:40	300	90	3.0	Bright Stars	4	
0075.COMP	5	8:45	00:39:19.6	+30:51:40	300	90	3.0	Bright Stars	4	
0076.COMP	5	8:46	00:39:19.6	+30:51:40	300	90	3.0	Bright Stars	4	
0077.FLAT	1	8:47	00:39:19.6	+30:51:40	300	90	3.0	Bright Stars	4	
0078.COMP	5	8:48	00:39:19.6	+30:51:40	300	90	3.0	Bright Stars	4	
0079.COMP	5	8:51	00:39:19.6	+30:51:40	300	90	3.0	Bright Stars	4	
0080.COMP	5	8:54	00:39:19.6	+30:51:40	300	90	3.0	Bright Stars	4	
0081.FLAT	1	8:56	00:39:19.6	+30:51:40	300	90	3.0	Bright Stars	4	
0082.FLAT	10	8:56	00:39:19.6	+30:51:40	300	90	3.0	Bright Stars	4	
0083.BIAS	0	9:00	00:39:19.6	+30:51:40	300	90	3.0	Bright Stars	4	
0084.COMP	5	9:01	00:39:19.6	+30:51:40	300	90	3.0	Bright Stars	4	
0085-0087.BIAS	0	9:06	02:02:49.1	+31:29:40	300	90	3.0	Bright Stars	4	
0088.COMP	5	9:07	02:03:11.4	+31:29:40	300	90	3.0	Bright Stars	4	
0089.COMP	5	9:08	02:04:11.8	+31:29:40	300	90	3.0	Bright Stars	4	
0090-0093.BIAS	0	9:11	02:07:10.0	+31:29:41	300	90	3.0	Bright Stars	4	
0094.BIAS	1	9:11	02:07:39.9	+31:29:41	300	90	3.0	Bright Stars	4	
0095.COMP	5	9:12	02:08:23.6	+31:29:41	300	90	3.0	Bright Stars	4	
0096.BIAS	0	9:29	02:25:21.4	+31:29:43	300	90	3.0	Bright Stars	4	